

DATE:

2-4-2022

AGENDA ITEM (ACTION ITEM):

Consider/Approve Revised In-Person Learning Plan for the 2022

APPLICABLE BOARD POLICY:

01.11

HISTORY/BACKGROUND:

Current data (attached) indicates that we are now very close in most areas and equivalent in other areas to “pre-variant surge” levels. Our district positivity percentage is back down to .61% and we only have three school sites above 1% with the highest being 1.31%. Congruently, our overall positive cases and quarantines are down significantly. Our most vulnerable population 65+ has 90.8% fully vaccinated which is excellent as this is clearly the population that has been impacted the most from COVID-19. In addition, according to the CDC we have 62.9% of all 5+ fully vaccinated in Kenton County.

We have continued to use the totality of data to make decisions throughout the COVID-19 pandemic and once again, we are making recommendations based on the totality of the data. Additionally, we continue to maintain the following priorities:

- Every child needs to be in in-person learning daily and we will take steps to protect in-person learning as academic/SEL data clearly indicates the need for in-person learning.
- Every staff member needs to be in school daily to ensure effective in-person learning for ALL kids.
- Using the totality of data ensures that we are making informed recommendations for our TEAM and extended family based on local data.
- The “Test to Stay” data continues to show that individuals tested that are “exposed”, according to guidelines, are positive at a very low rate. Currently, 1 out of 14 tested.
- Data continues to indicate that most positives and quarantines are a result of transmission outside of the school setting and not related to school.
- The death of any individual for any reason is a tragedy and our thoughts and prayers are with any family that has lost a loved one during the pandemic or for any reason. It is important that we also monitor mortality data during a pandemic for KY and KC when making decisions during a pandemic. The data indicates that our most vulnerable population is 65+ which is now 90.8% fully vaccinated.
- Vaccinations are available to all students K-12.
- We have students 6.5 hours a day and there continues to be little to no mitigating strategies being implemented outside of the school setting

This recommendation is based on the entirety of the local data. This plan has been shared with our board attorney and he is in support of the model from a legal standpoint. We continue to recommend vaccinations and masking per the recommendation from KDPH, LHD for all KC citizens.

RECOMMENDATION:

Approve Revisions to the KCS D In-Person Learning Plan for 2022

Superintendent

The Kenton County School District (KCS D) is committed to in-person classes daily for the 2021-22 school year. As a result of this commitment, *we will not close in-person instruction unless required/mandated to do so by the Department of Public Health, the Local Health Department and/or the Governor.* This plan is developed to provide guidance for the safe return to in-person learning for the 2021-2022 school year based on the recommendations and requirements of medical health professionals. Thank you in advance for your continued support and dedication to our school district and our kids.

Guiding Principles

- Honor and safeguard the health and safety of students and staff
- Maintain fidelity of instruction ensuring standards are taught and mastered by all students
- Support the social-emotional learning and teaching needs of students and staff
- Recognize circumstances may arise that will need to be accommodated
- Communicating effectively with all stakeholders

Instructional Models

KCS D is committed to in-person classes during the 2021-2022 school year for all students. However, we understand that some of our families may consider a virtual option. As a result, parents/guardians can select the district virtual school program for their K-12 child. *It is important to note that this program is completely on line,* however, student progress will still be monitored and assistance will be provided by the local school. Families interested in the virtual program should visit the district website or contact your local school for more information. *Also, the district will provide synchronous learning for students who are required to isolate/quarantine during the school year by a medical professional or district staff.* Students engaged in internships, work based learning experiences, dual credit, etc. will be required to follow the safety expectations of those organizations.

Guidance and Safety Expectations for In-Person Learning

The safety and well-being of our students, staff and community is our number one priority. We strongly believe that all students having access to in-person learning daily is essential to the academic and social/emotional well-being of our kids. The following recommendations are made to ensure we can continue in-person learning with a sense of normalcy during the 2021-2022 school year:

- We recommend that all of TEAM KENTON and our extended family receive the COVID vaccination **per the recommendations of the KDPH/LHD and anyone with any questions should contact their local doctor.** ~~(we understand and respect that this is an individual/family choice but it is important to note that students/staff who are vaccinated do not have to quarantine unless they become symptomatic).~~
- Effective **February 8, 2022,** masks are recommended for everyone inside school buildings. **All KCS D students, staff and visitors will have the option to wear masks.** ~~January 12, 2022 universal masking is required for everyone inside school buildings.~~ Masks are required on all school buses per federal order.
 - Exemptions for wearing mask:
 - Medical exemption
 - ~~Children who are under age 2;~~
 - Any person who is sleeping or unconscious, or who cannot otherwise remove the face covering on their own;
 - Any person with disability, or a physical or mental impairment, that prevents them from safely wearing a face covering;

- ~~Any person who is deaf or hard of hearing and is actively communicating, or any person who is actively communicating with someone who is deaf or hard of hearing, and is able to maintain a safe distance of six feet from all individuals who are not members of that person's household;~~
- ~~Any person engaged in work that a state or federal regulator has concluded would make wearing a face covering a risk to their health or safety;~~
- ~~Any person who is seated and actively consuming food or beverage;~~
- ~~Any person who is obtaining a service that requires temporary removal of the face covering in order to perform the service;~~
- Any person who is required to temporarily remove their face covering to confirm their identity or for security or screening purposes;
- ~~Any person who is giving a speech or broadcast to an audience and is able to maintain a safe distance of at least six feet from all individuals who are not members of the person's household;~~
- ~~Any person who is in a swimming pool or other body of water indoors;~~
- ~~Any person who is actively engaged in exercise while indoors in the settings described in this Order;~~
- ~~Any person who is engaged in a lawful activity where federal or state law prohibits wearing a face covering.~~
- ~~Any person who is in an enclosed room and no other individuals are located inside the enclosed room, other than individuals who are members of the person's household.~~

~~**Mask waivers:** In addition to medical mask waivers, social emotional waivers will now be recognized for students only. Social Emotional Waivers will be granted upon a parent's/guardian's written request. The written request must clearly state the social emotional impact wearing a mask has on the student/child. These waivers should only be requested for significant issues or concerns.~~

- We recommend distance of 3 feet for students and 6 feet for staff to students when possible *without changing the schedule or physical use of space in the school*. An example is to try to spread desks out as far as possible in each class. This recommendation should not prevent student group work, other instructional activities, having students at cap size in classes or eating and socialization during lunch. Student interaction is also essential to the well-being of our students. Students masked and at least three feet apart are not required to quarantine.
- We recommend turning desks to face the same direction as much as possible.
- Non-essential visitors, and volunteers should be limited.

Additionally, the following safety prevention strategies will be implemented:

- Frequent Handwashing
- Cleaning and Maintaining Healthy Facilities
- Isolation of students/staff at school who have a fever and/or symptoms of COVID including:
 - Fever or feeling feverish (e.g., chills, sweating)
 - New Cough
 - Difficulty Breathing
 - Sore Throat
 - Muscle aches or body aches
 - Vomiting or diarrhea
 - New loss of taste or smell
 - *Individuals with any of these symptoms should stay home and be tested for COVID*
 - *It is expected that all staff and students report a positive COVID case immediately to their administration.*
 - *It is expected that the school health professional and administration work collaboratively to consider other factors before sending a student or staff member home.*
- COVID Testing (Testing may be done internally or through a referral to a testing facility to assist with the student/staff member staying in school and/or returning to school as soon as possible if he/she has symptoms or is required to quarantine. All testing will be voluntary)
- Exposure or close contact to a COVID-19 positive person is someone who was within 6 feet of a COVID-19 positive person for a cumulative total of 15 minutes within a 24 hour period while the person was considered contagious
 - ~~Seating charts will be maintained for contact tracing~~

KCSD COVID-19 Exposure/Isolation Guidelines
Updated February 8, 2022 (Mask Optional)
~~January 12, 2022 (Universal Masking Required Indoors)~~

<p>If You Test Positive for COVID-19 (Isolate)</p>	<ul style="list-style-type: none"> ● Stay home for 5 days. Day 0 is the day symptoms began or the day of the positive test) ● If you have no symptoms or your symptoms are resolving after 5 days (Fever Free for 24 hours without medication), you can return to work/school but you must wear a mask for 5 additional days (Individuals with mask waivers are required to enter the Test to Stay Program upon return after the 5 day isolation or stay home for the full 10 days) (Includes Co/Extra-Curricular Activities. Students/Staff must isolate as much as possible during lunch)
<p>If You Were Exposed to Someone with COVID-19 regardless of setting: (excluding household exposures-see below)</p>	<ul style="list-style-type: none"> ● No Contact Tracing/ No Quarantine required <i>(Schools will notify families when a possible exposure to COVID-19 occurs in a classroom)</i> ● Students participating in school related activities without masks and individuals with mask waivers must enter the Test to Stay Program or quarantine for 10 days <p><i>(Requirement for all: If you have or develop symptoms, stay home, take a COVID test, and know the results to determine your return to school/work)</i></p>
<p>If exposed in the household</p> <p>-Fully Vaccinated or Individuals with documented COVID-19 illness in the three months prior to their exposure</p> <p>-Not Fully Vaccinated</p>	<ul style="list-style-type: none"> ● No Quarantine Required ● If isolated from the individual who is positive: No Quarantine Required ● If individual cannot isolate, they must quarantine for 5 days and may return if they have NO symptoms <i>(Day 0 is the day of exposure); you must wear a mask for 5 additional days after returning</i> ● Students <i>who cannot isolate and return</i> participating in school related activities without masks and individuals with mask waivers must enter the Test to Stay Program or quarantine for 10 days <p><i>(Requirement for all: If you have or develop symptoms, stay home, take a COVID test, and know the results to determine your return to school/work)</i></p>

COVID-19 Exposure/Isolation guidelines are based on the totality of our local data. ~~the new KDPH guidance and local data.~~ We utilized data to include outside exposures in our Test to Stay program and data supports the inclusion of outside exposures in our exposure guidance. Additionally, this new guidance significantly increases our ability to have “effective” in-person learning daily in our schools. We will continue to monitor local data to make further decisions.

District Transportation

- Required by the Center for Disease Control Order, clarified by the Kentucky Department of Education on 7/19/21: All students must wear masks on school buses at all times.
- Distancing of 3 feet is recommended if possible without interfering with bus routing.
- A driver does not need to wear a mask if they are the only person on the bus.
- ~~Per KY Department of Public Health Updated Guidance for K-12 School Operations for In-Person Learning, in settings where universal masking is in place individuals do not need to quarantine following exposure.~~ The KCS D will no longer be notifying families of possible exposure to COVID-19 that occur on the bus.

Human Resources

With KCS D's commitment to in-person classes for the 2021-22 school year and our focus on safety and well-being of all staff and students, staff are expected to report to work and perform assigned duties while following the guidelines and guidance provided. However, if a staff member is exhibiting symptoms of COVID-19 or other illness, the employee is expected to stay home and utilize existing leave balances if they are not well enough to telework, or in a position where telework is possible.

Should an employee be quarantined/isolated, some, but not all employee types may be eligible for telework depending upon the availability as determined by the immediate supervisor. After consultation with their supervisor, employees eligible for telework will be expected to do so while in quarantine/isolation unless they cannot perform their duties per KCS D Sick Leave Policies. Those able to work from home must have the technology and resources necessary to effectively perform their position, must fulfill their regular scheduled hours and days, and must be available for contact by any District stakeholder as needed throughout normal work hours. School Administrative Assistants will enter a "vacancy" in Frontline for teleworking employees if a sub is needed to be present in the classroom while the employee is attending class virtually. If, at any point, an employee becomes too ill to perform their duties, telework can be stopped and the employee can use their available leave balances.

Positions that will not be eligible for telework include, but are not limited to:

- Bus Drivers/Monitors
- Student Nutrition Workers
- Lunchroom Monitors
- Building Operations Support Staff
- Maintenance Staff

In the event an employee is unable to report to work, or telework because of a personal, active COVID-19 infection, the employee shall enter their absence into Frontline (as sick or personal leave initially), and complete the **Staff Questionnaire** (both Health Services and Human Resources will be in contact upon completion). In general, employees' available options to be absent from work (according to policies and regulations) due to COVID-19 infections could be:

- Sick Leave (03.1232 for certified / 03.2232 for classified)
- Personal Days (03.1231 for certified/ 03.2231 for classified)
- KCS D COVID Vaccinated Emergency Leave (not to exceed 10 days annually)
- In some unique circumstances, FMLA could apply

If an employee, whose job description does not allow them to telework, has been placed in quarantine/isolation due to COVID-19 by a treating medical professional, a public health department, the Department for Public Health, or the Kenton County School District, the employee should:

- Enter sick and/or personal days into Frontline (to secure your substitute, initially)
- Report the quarantine to the supervisor
- Complete the **Staff Questionnaire**
- Documentation of quarantine is required to Human Resources
- Human Resources will be in contact to confirm your available absence day options for the quarantine:
 - Vaccinated employees, who do not have an active COVID-19 infection, will have all quarantine days converted to COVID Emergency Days (702 KAR 1:191E) by Human Resources upon the employee providing documentation of vaccination
 - Note: Vaccinated employees are defined as having received a COVID-19 vaccination prior to the quarantine period, present a statement from a treating medical professional that a disability prevents the employee from taking the COVID-19 vaccine, or is prevented from taking the COVID-19 vaccination based on sincerely held religious belief
 - Unvaccinated employees will utilize accumulated sick or personal days according to policy, unless they are eligible, and choose to participate in the **KCS D Test to Stay** program. Participation in this program could allow staff to avoid most, if not all, quarantine time and use of sick/personal days.
 - Note: Lack of appropriate accumulated leave balances could result in days of unpaid leave.

For additional clarification, please see [Employee Decision Matrix](#) .

COVID Data Tracking:

- The district will continue to monitor data regularly during the 2021-2022 school year to ensure we are making the very best decisions for our students, staff, families and community. Student/Staff COVID positives and quarantine numbers are accessible on the district website under the common clicks tab, just as they were last year. Additionally, the district tracks the following data regularly: KC Transmission Rate, Region 6 Hospitalization Data, and KY Cases by age range. All Data utilized is from the KYCOVID website and/or the local health department.

Athletics/Extra-Curricular Activities: All guidance in this document is applicable to athletics/extracurricular activities and athletics governed by KHSAA must follow their requirements.

Test to Stay: Test to Stay Program: The Kenton County School District has collaborated with Ethos Laboratories (Newport, KY) to create a COVID-19 testing program. This is a completely voluntary program that is supported by the state, so there is no cost to you or the school district.

- Participation in this program will help us achieve our goals of keeping our kids, staff, families and community safe and our kids in in-person learning.
 - All individuals meeting the Test to Stay criteria and considered to be exposed will be able to enroll in the test to stay program
 - Eligibility for the Test to Stay program includes participants must wear a mask indoors when at school for the entirety of the program, even if all test results are negative
 - If an individual has a mask waiver in place, wearing a mask while participating in the Test to Stay program is not required.
 - Individuals following the Test to Stay protocol who test negative will be able to remain in school and participate in any activities that are an extension of the school day to include Co/Extra-Curricular Activities
- Instructions and links to enroll in the program are located here [Ethos registration](#)
- You will have the ability to unenroll from the program at any time
- Click here for more information on [Test to Stay criteria/protocol](#)

Testing symptomatic students, teachers, and staff: As always, we don't want anyone to be at work/school who is sick with COVID symptoms. Contact your school nurse to arrange COVID-19 testing or get an alternate diagnosis from your healthcare provider.

Kenton County School District
2021-22 Plan for Safe Return to In-Person Instruction



Due to revised KY Department of Public Health Updated Guidance for K-12 School Operations for In-Person Learning, Ethos labs will now offer on-site rapid antigen testing for sick students, teachers, and staff who *develop symptoms during the school day*. If the rapid test is positive, an additional PCR test will be done and sent to the lab for confirmation of the results. Anyone testing COVID-19 positive should go home, isolate, and complete a questionnaire. If you test negative, you can attend work/school provided you are fever free for 24hrs. without medication. *It is highly recommended you wear a mask until symptoms resolve.*

Thank you to TEAM KENTON and all of our extended family for your continued unwavering support as we continue to navigate the COVID pandemic. We are ready for a world class 2021-2022 school year!

February 8, 2022



Kenton County School District | It's about ALL kids.

THE KENTON COUNTY BOARD OF EDUCATION

1055 EATON DRIVE, FORT WRIGHT, KENTUCKY 41017

TELEPHONE: (859) 344-8888 / FAX: (859) 344-1531

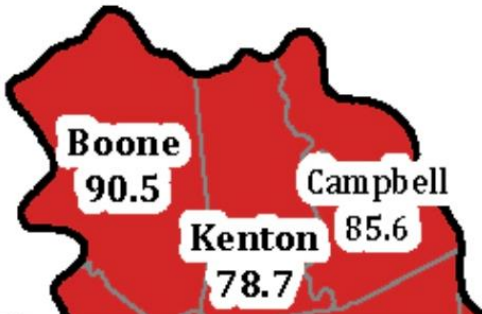
WEBSITE: www.kenton.kyschools.us

Dr. Henry Webb, Superintendent of Schools

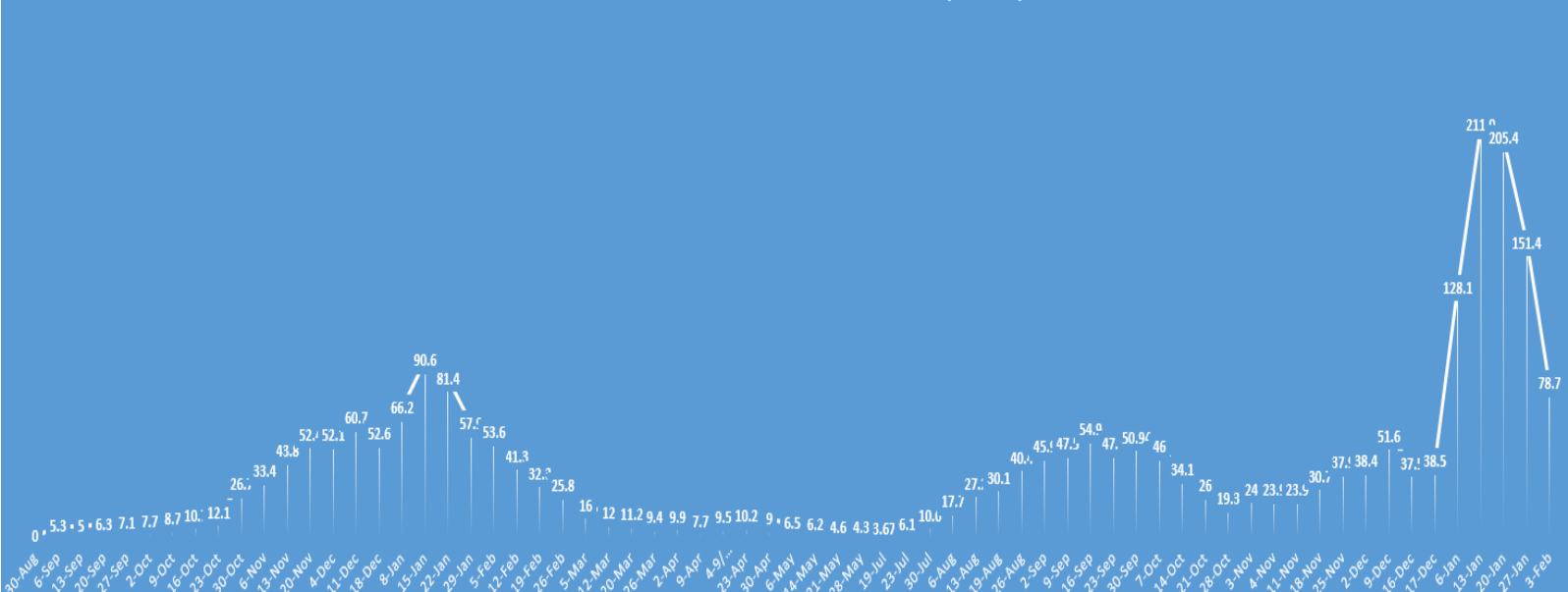
**Kenton County Schools
COVID Weekly Data Review
2-3-22**

- Kenton County Incident Rate (Cases per 100,000)
- KCS D Positive Cases/Quarantines
- KCS D Test to Stay Data
- Regional COVID Hospitalization Data
- Regional Hospitalization Rates by Region/COVID
- Weekly State 0-19 Cases
- Vaccination Rates for Kenton County per KYCOVID/CDC
- School Facility Ventilation statement
- School Positivity Percent's

Cases per 100,000 continue to improve moving to 78.7 this week and our decline appears to be as rapid as the surge increase.

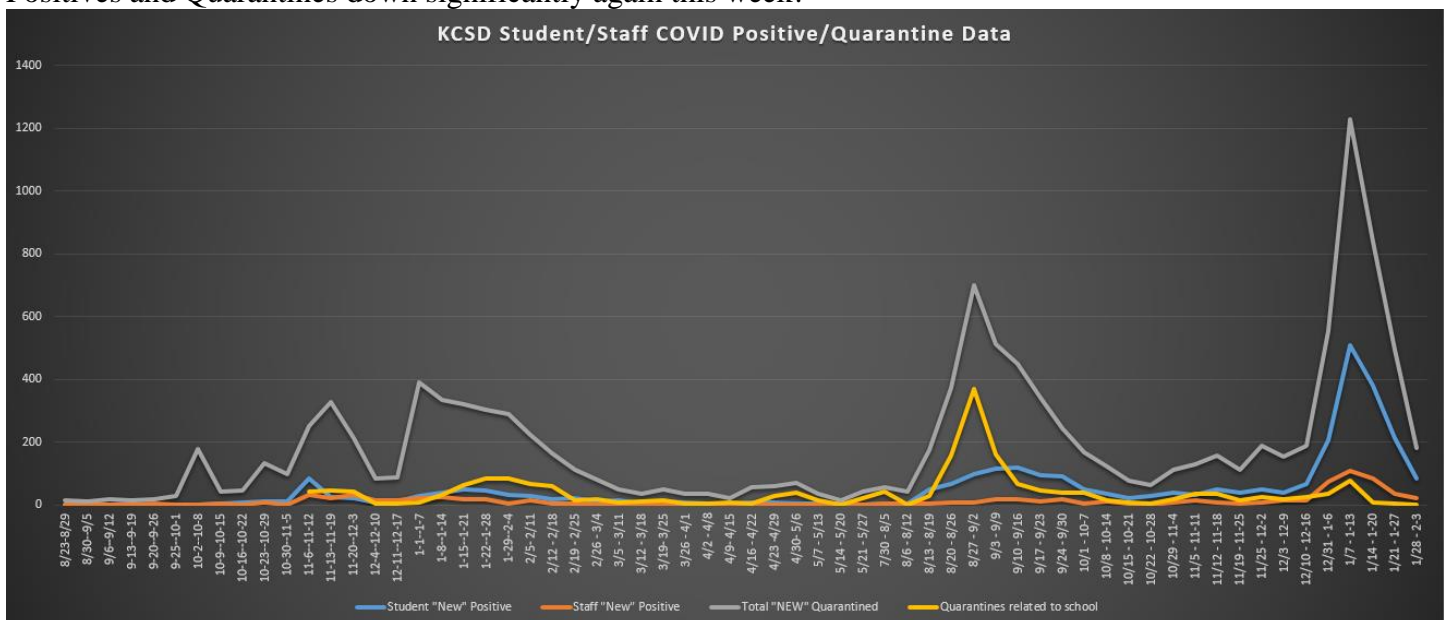


KENTON COUNTY CASES PER 100K (COVID)



Week Fri-Th	Student "New" Positive	Staff "New" Positive	% Positive (District Dashboard)	Total "NEW" Quarantined	POSSIBLE Students/Staff New Positive Test related to school spread	Student/staff New Quarantines related to school site	Total positives identified for student/staff during quarantine (not TTS)	Total positives identified for student/staff participating in test to stay	Cases per 100K (KYCOVID)
8/20 to 8/26	65 (2 w/vacc)	7 (5 w/vacc)	N/A	374	?	156	N/A	N/A	40.4
8/27 to 9/2	98 (7 w/vacc)	8 (5w/vacc)	N/A	701	7 students/2 staff	369	N/A	N/A	45.9
9/3 to 9/9	115 (5 w/vacc)	19 (15w/vacc)	N/A	513	0	160	N/A	N/A	47.6
9/10 to 9/16	118 (9 w/ vacc)	17 (12 w/vacc)	N/A	449	0	68	N/A	N/A	53.4
9/17 to 9/23	94 (6 w/vacc)	11(6 w/vacc)	N/A	343	0	47	N/A	N/A	47.7
9/24 to 9/30	90 (6 w/vacc)	18 (13 w/vacc)	N/A	243	0	38	24	27	51.1
10/1 to 10/7	49 (1 w/vacc)	4 (1 w/vacc)	N/A	166	0	39	11	14	45.3
10/8 to 10/14	34 (2w/vacc)	11 (6w/vacc)	N/A	123	0	14	9	7	33.8
10/15 to 10/21	20 (2w/vacc)	3 (3w/vacc)	N/A	76	0	6	5	7	26
10/22 to 10/28	27 (2w/vacc)	1 (1w/vacc)	N/A	63	0	3	4	5	19.3
10/29 to 11/4	40 (2w/vacc)	6 (6w/vacc)	N/A	111	0	19	15	11	23.8
11/5 to 11/11	31 (0 vacc)	13 (9w/vacc)	N/A	130	0	34	10	5	23.9
11/12 to 11/18	48 (5w/vacc)	8 (3w/vacc)	N/A	156	0	35	16	7	31.2
11/19 to 11/25	39 (5w/vacc)	5 (4w/vacc)	N/A	113	0	14	11	7	38
11/26 to 12/2	49 (5w/vacc)	8 (1w/vacc)	N/A	190	0	24	17	11	34
12/3 to 12/9	39 (2w/vacc)	14 (7w/vacc)	N/A	152	0	17	15	10	51.6
12/10 to 12/16	65 (4w/vacc)	14 (11w/vacc)	N/A	189	0	26	20	15	37.5
12/31 to 1/6	206 (64 w/vacc)	75 (56 w/vacc)	N/A	552	0	35	84	41	128.1
1/7 to 1/13	508 (182 w/vacc)	109 (83 w/vacc)	N/A	1227	?	76	168	128	211.9
1/14 to 1/20	381 (139 w/vacc)	83 (73 w/vacc)	N/A	840	0	9	103	66	205.4
1/21 to 1/27	214 (71 w/vacc)	37 (28 w/vacc)	N/A	495	0	5	58	34	151.4
1/28 to 2/3	83 (31 w/vacc)	21 (16 w/vacc)	N/A	183	0	0	21	1	78.7

Positives and Quarantines down significantly again this week!





Kenton County School District | *It's about ALL kids.*

THE KENTON COUNTY BOARD OF EDUCATION

1055 EATON DRIVE, FORT WRIGHT, KENTUCKY 41017

TELEPHONE: (859) 344-8888 / FAX: (859) 344-1531

WEBSITE: www.kenton.kyschools.us

Dr. Henry Webb, Superintendent of Schools

Test to stay cumulative positivity percentage is the same this week. However, we only had 14 total test! Weekly Test to Stay positivity % up slightly but once again, we had limited test and only 1 positive for the week!

	Total Participants	Total Test	Positive Test	% Positive
10/7/2021	935	2319	56	2.41%
10/14/2021	981	2468	58	2.35%
10/21/2021	1094	2715	63	2.32%
10/28/2021	1182	2991	68	2.27%
11/4/2021	1338	3327	77	2.31%
11/11/2021	1449	3649	83	2.27%
11/18/2021	1601	4069	90	2.21%
11/25/2021	1709	4337	92	2.12%
12/2/2021	1879	4683	98	2.09%
12/9/2021	2041	5088	109	2.14%
12/16/2021	2272	5714	116	2.03%
1/6/2022	2639	6318	151	2.39%
1/13/2022	3118	7460	231	3.10%
1/20/2022	3183	7501	242	3.23%
1/27/2022	3313	7792	260	3.34%
2/3/2022	3316	7806	261	3.34%

	Weekly Test	Weekly Positive Test	% Weekly Positive	
10/7/2021	2319	56	2.41%	Start of Tracking
10/14/2021	149	2	1.34%	
10/21/2021	247	5	2.02%	
10/28/2021	276	5	1.81%	
11/4/2021	336	9	2.68%	
11/11/2021	322	6	1.86%	
11/18/2021	420	7	1.67%	
11/25/2021	268	2	0.75%	
12/2/2021	346	6	1.73%	
12/9/2021	405	11	2.72%	
12/16/2021	626	7	1.12%	
1/6/2022	604	35	5.79%	Start of Variant
1/13/2022	1142	80	7.01%	
1/20/2022	41	11	26.83%	
1/27/2022	291	18	6.19%	
2/3/2022	14	1	7.14%	

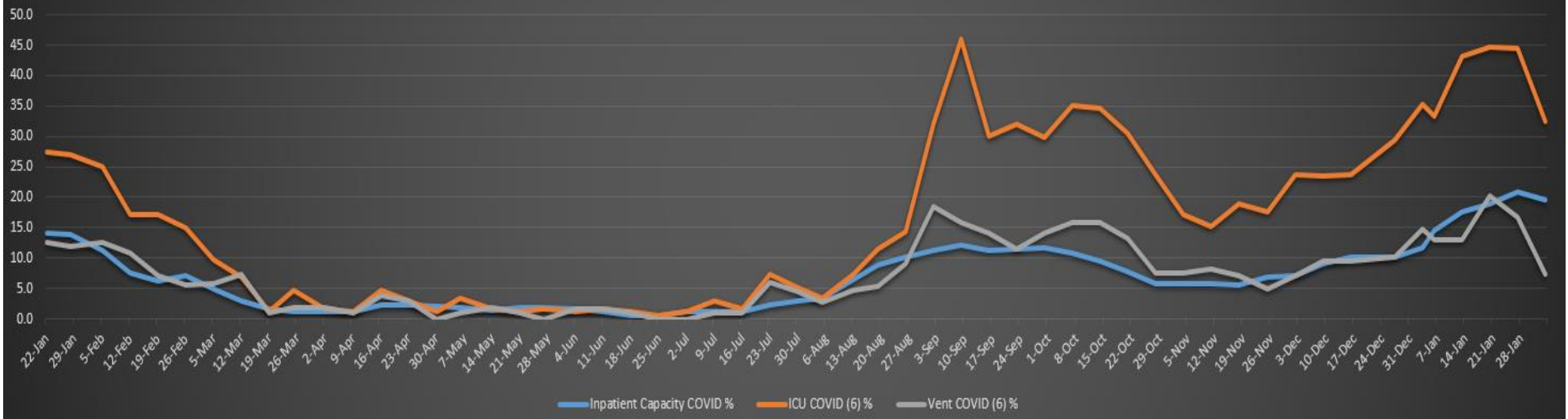
Hospitalization Data: Reminder, we are in Region 6. Additionally, in September a change was made to only utilize “staffed” beds vs “total beds” which significantly changed the data. However, data is trending in a positive direction and the director of St. E. recently shared similar information.

Current Regional Statistics

Region	COVID-19 Inpatient	COVID-19 ICU	COVID-19 on Ventilator	Inpatient Capacity Used for COVID-19	ICU Capacity Used for COVID-19	Ventilator Capacity Used for COVID-19	Inpatient Capacity in Use	ICU Capacity in Use	Ventilator Capacity in Use
Region 1	149	40	20	19.2%	45.5%	22.0%	59.51%	92.05%	39.56%
Region 2	144	33	13	18.5%	43.4%	15.1%	64.14%	85.53%	37.21%
Region 3	757	127	68	20.3%	32.2%	15.1%	60.23%	81.22%	37.11%
Region 4	133	27	10	15.6%	31.4%	8.0%	55.52%	97.67%	19.20%
Region 5	444	95	52	15.5%	26.9%	9.2%	58.31%	86.69%	38.52%
Region 6	231	23	9	19.5%	32.4%	7.3%	59.78%	94.37%	31.45%
Region 7	125	16	9	19.4%	19.8%	7.5%	59.32%	43.21%	19.17%
Region 8	221	41	21	18.6%	32.0%	12.4%	52.14%	87.50%	31.18%
Region 9	168	29	13	25.8%	29.6%	12.5%	50.15%	85.71%	24.04%
Region 10	66	17	4	13.6%	29.3%	5.8%	52.58%	93.10%	28.99%

* Due to recent changes in HHS/CMS hospital reporting requirements, some totals reported are artificially low beginning on January 19. We are currently working to reprogram our system to provide correct numbers. Percentages reported should still be representative of overall rates.

Region 6 Hospitalization Data- COVID





Kenton County School District | It's about ALL kids.

THE KENTON COUNTY BOARD OF EDUCATION

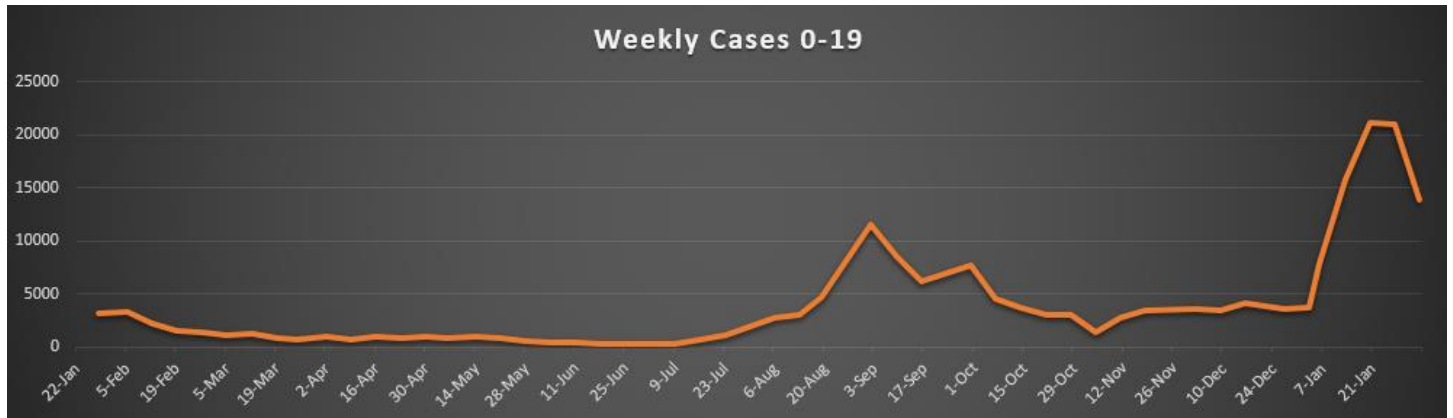
1055 EATON DRIVE, FORT WRIGHT, KENTUCKY 41017

TELEPHONE: (859) 344-8888 / FAX: (859) 344-1531

WEBSITE: www.kenton.kyschools.us

Dr. Henry Webb, Superintendent of Schools

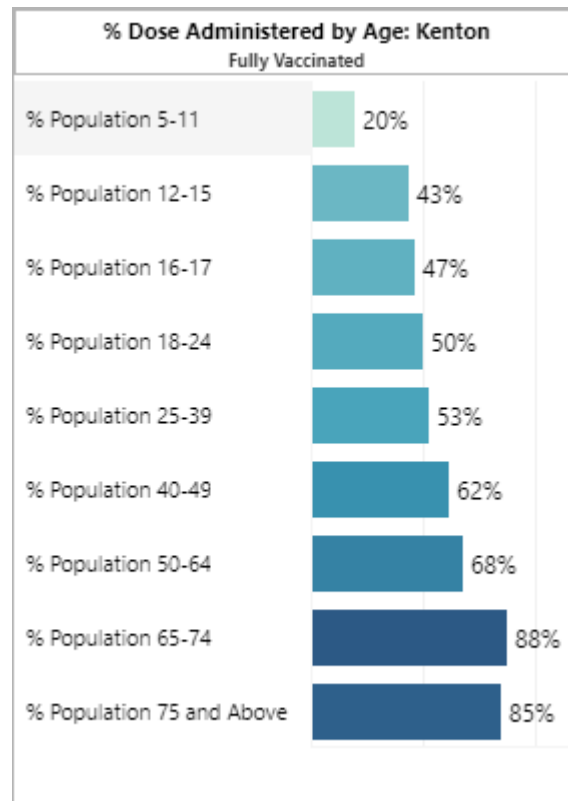
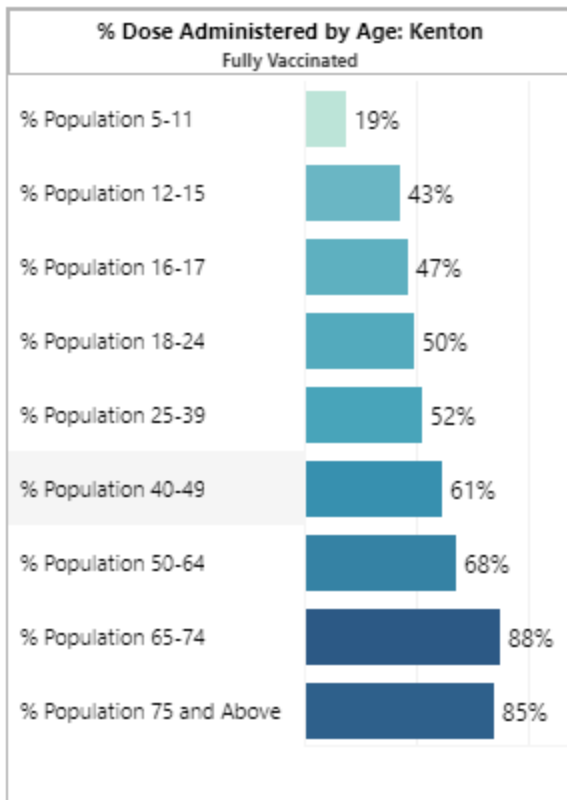
0-19 Year old cases in KY appear to have peaked and trending in the right direction!



Kenton County Vaccination Rates per TEAM KENTUCKY website

Last Week:

Fully Vaccinated % Per Team KY Website: Up slightly in 3 areas with our most vulnerable population vaccination rates at 88% for 65-74 and 85% 75>



PER CDC: Every age range is slightly up again this week! Reminder, our most vulnerable population per data 65+ has 90.8% vaccinated.

Vaccinations in Kenton County, Kentucky

People Vaccinated	At Least One Dose	Fully Vaccinated
Total	113,318	98,244
% of Total Population	67.9%	58.8%
Population ≥ 5 Years of Age	113,280	98,242
% of Population ≥ 5 Years of Age	72.6%	62.9%
Population ≥ 12 Years of Age	109,101	95,192
% of Population ≥ 12 Years of Age	77.6%	67.7%
Population ≥ 18 Years of Age	102,287	89,305
% of Population ≥ 18 Years of Age	80.2%	70%
Population ≥ 65 Years of Age	25,378	22,550
% of Population ≥ 65 Years of Age	95%	90.8%

KCSD SCHOOL VENTILATION NOTE:

All KCSD school facilities meet minimum outside ventilation standards as per ASHRAE Standards. Each building was independently certified by an independent engineering firm as part of the application for Energy Star accreditation. Every KCSD school building has secured the Energy Star certification at some point and as such, each buildings meets the appropriate ventilation requirements.



Kenton County School District | *It's about ALL kids.*

THE KENTON COUNTY BOARD OF EDUCATION

1055 EATON DRIVE, FORT WRIGHT, KENTUCKY 41017

TELEPHONE: (859) 344-8888 / FAX: (859) 344-1531

WEBSITE: www.kenton.kyschools.us

Dr. Henry Webb, Superintendent of Schools

School percentage Positivity: School/District positivity % rates are back to “pre-surge” levels with only 3 schools above 1% which is excellent.

Schools	19-Aug	26-Aug	3-Sep	9-Sep	16-Sep	23-Sep	30-Sep	7-Oct	14-Oct	21-Oct	28-Oct	4-Nov	11-Nov	18-Nov	25-Nov	3-Dec	9-Dec	16-Dec	6-Jan	13-Jan	20-Jan	27-Jan	3-Feb
Kenton County Cases Per 100,000	30.1	40.4	47.5	45.9	54.9	47.7	50.9	46	34.1	26	19.3	23.9	23.9	31.2	38	0.46%	0.38%	0.51%	2.29%	4.56%	3.22%	1.59%	0.61%
Positive Cases %	%	%	%	%	%	%	%	%	%	%	%	%	%	%	%	%	%	%	%	%	%	%	%
Dixie Heights High School	0.53%	0.66%	0.59%	0.92%	1.38%	0.85%	0.20%	0.46%	0.72%	0.20%	0.20%	0.33%	0.00%	0.39%	0.53%	0.99%	0.66%	1.05%	2.68%	6.18%	2.51%	0.76%	0.41%
Turkey Foot Middle School	0.46%	0.09%	0.64%	0.73%	0.27%	0.46%	0.91%	0.55%	0.09%	0.55%	0.91%	1.55%	0.46%	0.36%	0.36%	0.27%	0.18%	0.64%	2.16%	5.79%	4.23%	1.38%	0.43%
James A Caywood Elementary School	0.95%	0.95%	1.51%	0.76%	0.76%	0.19%	0.38%	1.13%	0.38%	0.00%	0.19%	0.38%	1.32%	1.32%	1.51%	0.57%	0.00%	0.38%	1.38%	2.61%	3.37%	1.69%	0.31%
R C Hinsdale Elementary School	0.56%	1.31%	1.87%	1.12%	0.56%	0.56%	0.93%	0.19%	0.37%	0.19%	0.00%	0.37%	0.19%	0.00%	0.37%	0.00%	0.19%	0.19%	0.82%	2.12%	2.12%	1.96%	1.31%
River Ridge Elementary School	0.35%	1.04%	1.73%	1.50%	0.69%	0.23%	0.46%	0.58%	0.12%	0.12%	0.23%	0.35%	0.46%	0.23%	0.46%	0.23%	0.46%	0.35%	1.70%	3.68%	2.83%	0.94%	1.04%
Scott High School	0.17%	0.43%	0.60%	0.78%	0.95%	0.52%	0.43%	0.26%	0.60%	0.26%	0.26%	0.17%	0.17%	0.26%	0.26%	0.60%	0.26%	0.60%	1.51%	4.05%	2.31%	1.27%	0.48%
Woodland Middle School	0.00%	0.78%	0.78%	2.17%	2.80%	0.93%	1.09%	0.31%	0.31%	0.47%	0.16%	0.16%	0.62%	0.47%	0.00%	0.16%	0.47%	0.78%	2.52%	6.31%	2.81%	1.26%	0.70%
Ryland Heights Elementary School	0.67%	0.45%	0.45%	0.67%	0.45%	0.45%	2.23%	0.00%	0.67%	0.67%	0.00%	0.45%	0.22%	0.45%	0.89%	0.89%	1.56%	1.79%	2.36%	4.52%	3.14%	1.77%	0.59%
Taylor Mill Elementary School	0.43%	0.21%	0.64%	3.42%	1.50%	2.14%	1.07%	0.43%	0.21%	0.21%	0.85%	0.64%	0.21%	0.64%	0.64%	0.21%	0.00%	0.43%	1.42%	2.84%	2.30%	1.42%	0.35%
Simon Kenton High School	0.64%	0.64%	0.80%	0.59%	1.87%	1.98%	0.70%	0.16%	0.16%	0.11%	0.16%	0.11%	0.11%	0.32%	0.37%	0.32%	0.11%	0.27%	1.14%	2.42%	1.98%	1.63%	0.49%
Twenhofel Middle School	0.35%	0.70%	1.17%	1.17%	1.17%	0.70%	1.41%	0.35%	0.59%	0.12%	0.12%	0.35%	0.47%	0.70%	0.47%	0.35%	0.82%	0.59%	1.86%	2.74%	3.61%	1.86%	1.09%
Piner Elementary School	0.00%	1.74%	0.00%	0.69%	1.04%	0.00%	0.35%	1.04%	0.69%	0.00%	0.00%	0.00%	0.69%	1.39%	0.00%	0.00%	0.35%	0.35%	1.47%	4.42%	6.49%	1.42%	0.00%
Beechgrove Elementary School	0.15%	1.06%	1.81%	0.91%	0.15%	0.60%	0.60%	0.91%	0.30%	0.15%	0.45%	0.45%	0.45%	0.30%	0.15%	0.30%	0.15%	0.45%	2.32%	3.09%	2.19%	1.80%	0.64%
Ft Wright Elementary School	0.21%	0.00%	0.00%	1.04%	0.83%	0.21%	1.04%	0.62%	0.41%	0.21%	0.00%	0.83%	1.04%	0.41%	0.83%	0.83%	0.62%	0.83%	0.89%	3.20%	3.02%	1.78%	1.07%
Kenton Elementary School	1.33%	0.83%	1.00%	2.00%	1.67%	1.17%	0.67%	0.33%	0.00%	0.00%	0.17%	0.33%	0.50%	0.67%	0.17%	0.33%	0.17%	0.00%	3.20%	3.48%	2.51%	1.25%	0.56%
Summit View Academy	0.28%	0.48%	0.90%	1.38%	1.38%	0.76%	0.41%	0.35%	0.14%	0.14%	0.07%	0.14%	0.28%	0.07%	0.48%	0.28%	0.21%	0.28%	1.35%	2.40%	2.33%	2.03%	0.43%
White's Tower Elementary School	0.98%	1.30%	0.81%	1.30%	0.81%	1.14%	2.28%	0.49%	0.49%	0.16%	0.49%	0.33%	0.16%	0.49%	0.16%	0.16%	0.00%	0.33%	1.40%	2.52%	2.24%	1.82%	0.84%

Mask optional 11/3 grades 7-12
 Mask optional 11/22 grades P-12
 Started Tracking District Positivity %
 Reinstated Masking 1/13 P-12

