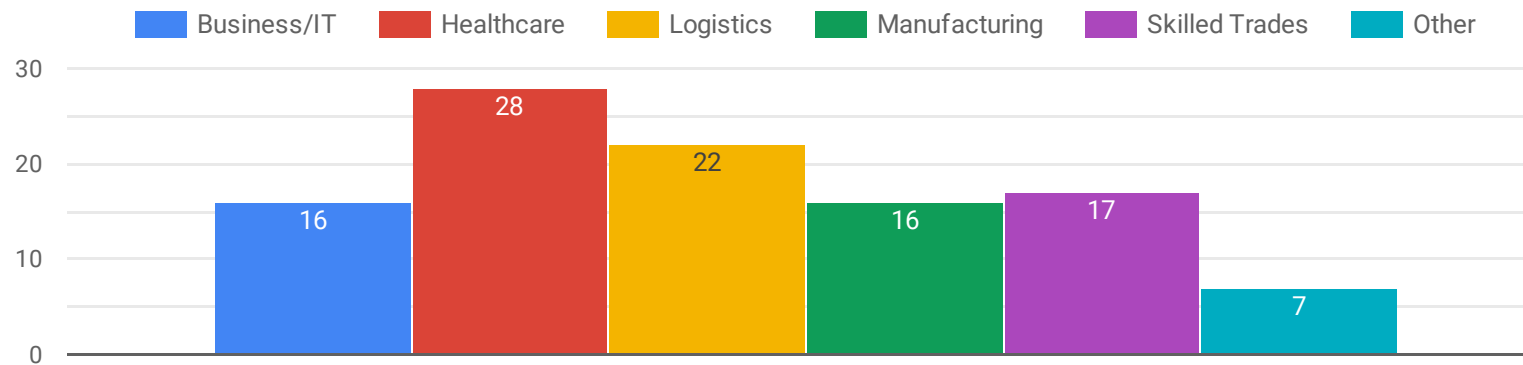


# Work Based Learning Report

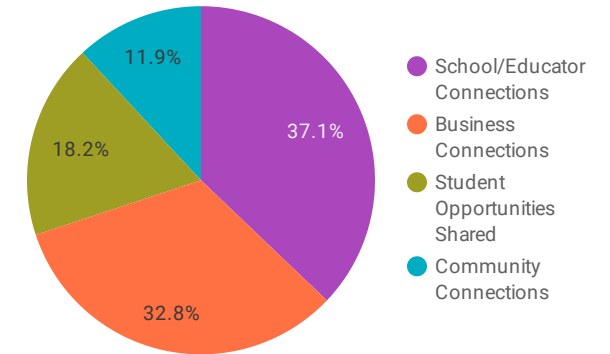
Jan 1, 2022 - Jan 31, 2022	Select Activity Type	Select Staff
	Select Connection Type	Districts in Attendance

Total Connections <b>59</b>	Student Opportunities Shared <b>10</b>	School/Educator Connections <b>20</b>	Business Connections <b>21</b>	Community Connections <b>8</b>
--------------------------------	---	--	-----------------------------------	-----------------------------------

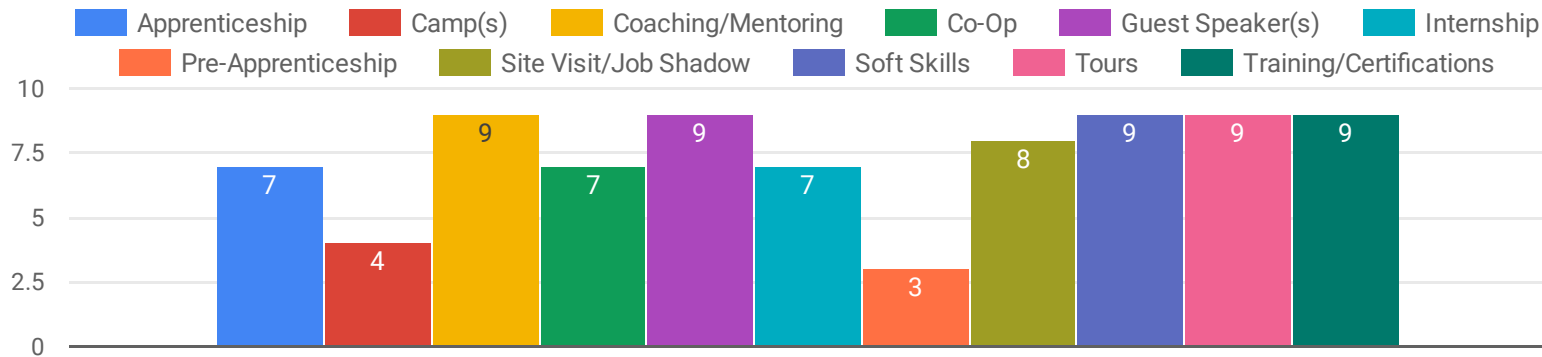
## Business Pathways



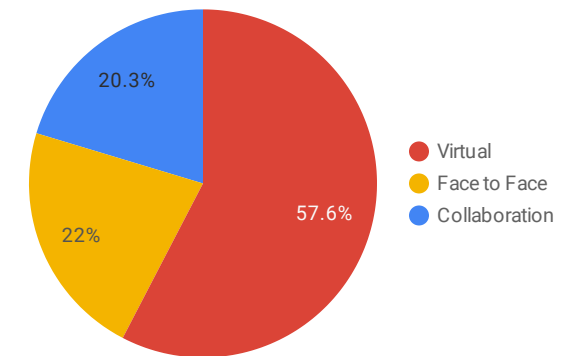
## Activity Type



## Work Based Learning



## Connections



## Activities Attended by School District

Beechwood <b>7</b>	Boone <b>10</b>	Campbell <b>7</b>	Dayton <b>7</b>	Fleming <b>6</b>	Greenup <b>5</b>	Kenton <b>10</b>	Newport <b>7</b>	Pendleton <b>5</b>	Williamstown <b>5</b>
Bellevue <b>6</b>	Bracken <b>5</b>	Covington <b>6</b>	Erlanger-Elsmere <b>8</b>	Fort Thomas <b>5</b>	Grant <b>6</b>	Ludlow <b>6</b>	Owen <b>5</b>	Walton-Verona <b>5</b>	