

Report

Group Tier Transition

School Year

2021-2022

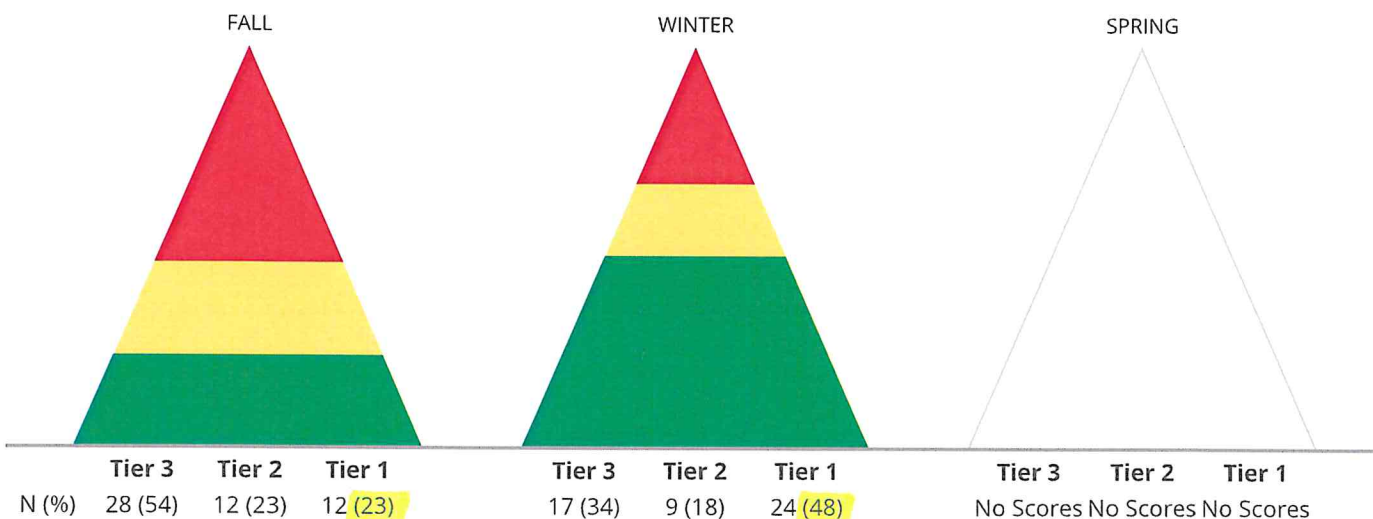
Roster

Lincoln Elementary School

District: Dayton Independent School District | Battery: Early Numeracy | Grade: K | Target: Account (30 %ile) | Demographics Selection: Not Filtered

Tier: 1 Low Risk 2 Moderate Risk 3 High Risk

Tier Transition Summary



Transition Details

Fall to Winter Transition				Winter to Spring Transition				Fall to Spring Transition			
Fall	Winter Tier for Fall Students			Winter	Spring Tier for Winter Students			Fall	Spring Tier for Fall Students		
Tier N (%)				Tier N (%)				Tier N (%)			
28 (54)	16	6	4	17 (34)				0 (0)			
12 (23)		2	9	9 (18)				0 (0)			
12 (23)	1		10	24 (48)				0 (0)			
52	17	8	23	50				0			

Tier Transition Growth

Tier	F to W		W to S		F to S	
	ROI	SGP	ROI	SGP	ROI	SGP
	0.87	53				
	1.08	70				
	0.60	57				
	0.72	53	0.00	0		

Report

Group Tier Transition

School Year

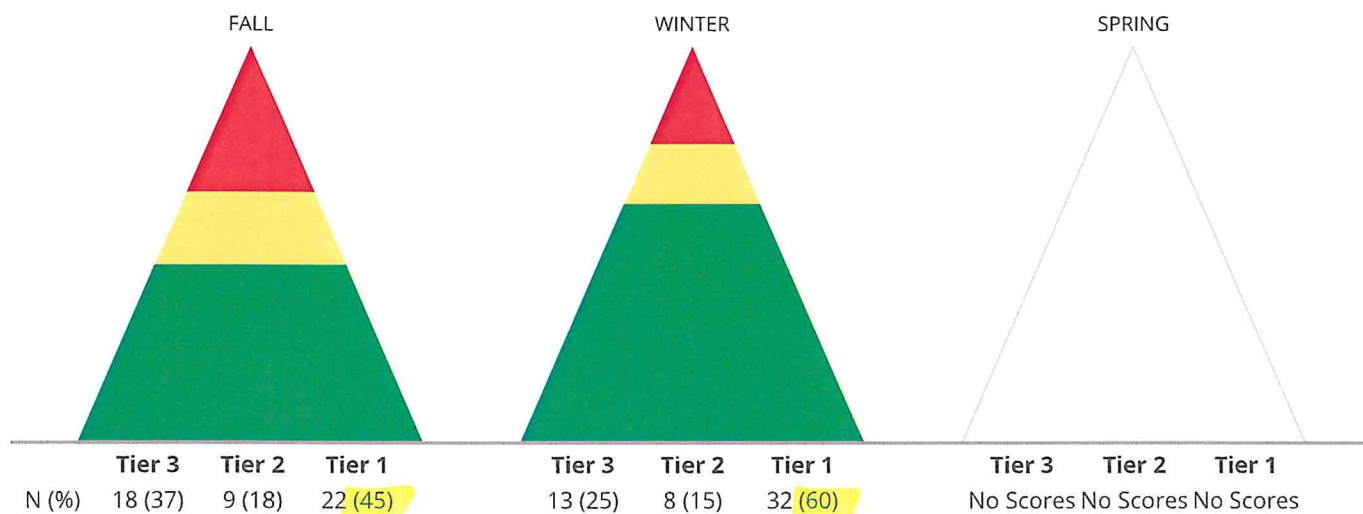
2021-2022

Roster

Lincoln Elementary School

District: Dayton Independent School District | Battery: Early Numeracy | Grade: 1 | Target: Account (30 %ile) | Demographics Selection: Not Filtered

Tier: 1 Low Risk 2 Moderate Risk 3 High Risk

Tier Transition Summary

Transition Details

Fall to Winter Transition				Winter to Spring Transition				Fall to Spring Transition			
Fall	Winter Tier for Fall Students			Winter	Spring Tier for Winter Students			Fall	Spring Tier for Fall Students		
Tier N (%)	1	2	3	Tier N (%)	1	2	3	Tier N (%)	1	2	3
1 18 (37)	10	7	1	1 13 (25)				1 0 (0)			
2 9 (18)		1	8	2 8 (15)				2 0 (0)			
3 22 (45)			22	3 32 (60)				3 0 (0)			
49	10	8	31	53				0			

Tier Transition Growth

Tier	F to W		W to S		F to S	
	ROI	SGP	ROI	SGP	ROI	SGP
1	1.32	63				
2	1.41	78				
3	0.83	62				
	1.02	64	0.00	0		

Report

Group Tier Transition

School Year

2021-2022

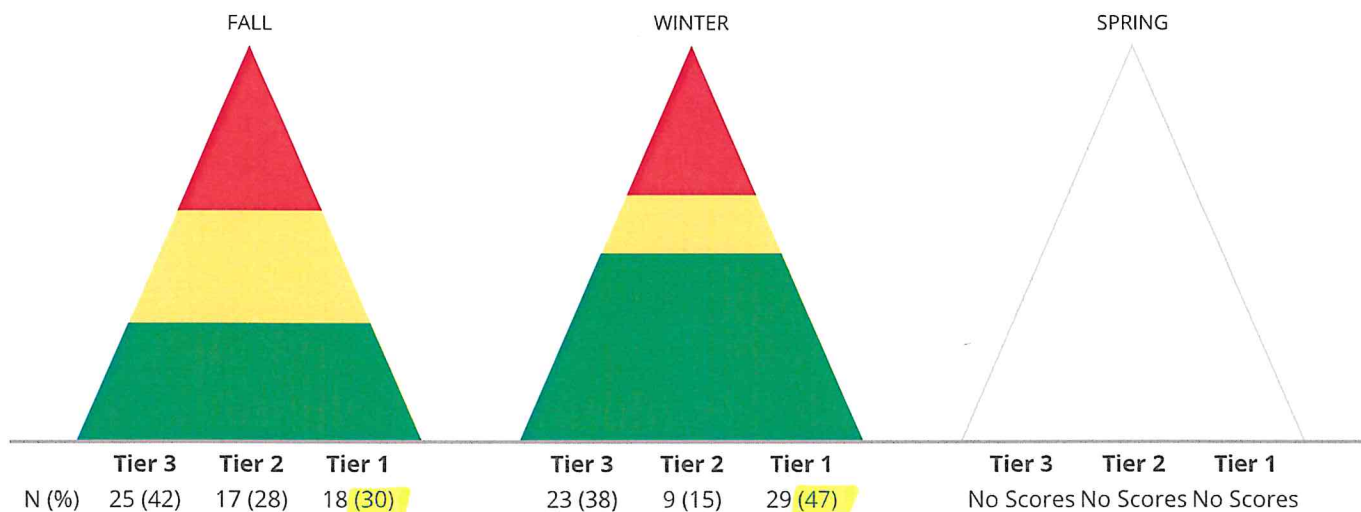
Roster

Lincoln Elementary School

District: Dayton Independent School District | Battery: Math | Grade: 2 | Target: Account (30 %ile) | Demographics Selection: Not Filtered

Tier: 1 Low Risk 2 Moderate Risk 3 High Risk

Tier Transition Summary



Transition Details

Fall to Winter Transition				Winter to Spring Transition				Fall to Spring Transition			
Fall	Winter Tier for Fall Students			Winter	Spring Tier for Winter Students			Fall	Spring Tier for Fall Students		
Tier N (%)	1	2	3	Tier N (%)	1	2	3	Tier N (%)	1	2	3
1 25 (42)	14	6	5	1 23 (38)				1 0 (0)			
2 17 (28)	7	2	7	2 9 (15)				2 0 (0)			
3 18 (30)	1		17	3 29 (47)				3 0 (0)			
60	22	8	29	61				0			

Tier Transition Growth

Tier	F to W		W to S		F to S	
	ROI	SGP	ROI	SGP	ROI	SGP
1	0.93	41				
2	1.02	43				
3	1.76	63				
	1.33	51	0.00	0		

Report

Group Tier Transition

School Year

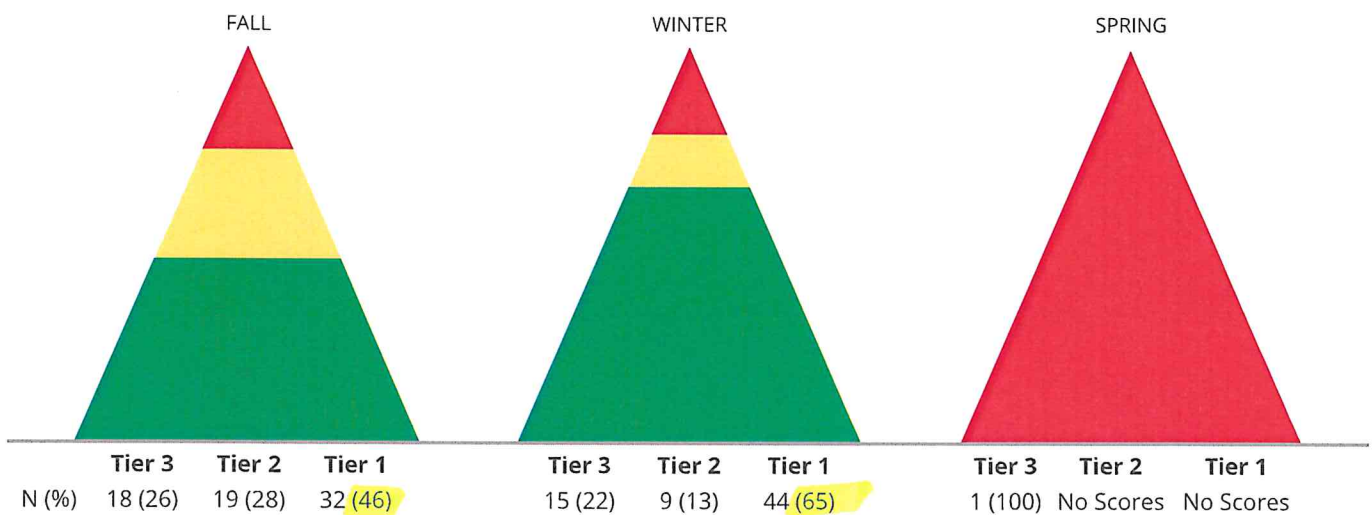
2021-2022

Roster

Lincoln Elementary School

District: Dayton Independent School District | Battery: Math | **Grade: 3** | Target: Account (30 %ile) | Demographics Selection: Not Filtered

Tier: **1** Low Risk **2** Moderate Risk **3** High Risk

Tier Transition Summary

Transition Details

Fall to Winter Transition				Winter to Spring Transition				Fall to Spring Transition			
Fall	Winter Tier for Fall Students			Winter	Spring Tier for Winter Students			Fall	Spring Tier for Fall Students		
Tier N (%)	1	2	3	Tier N (%)	1	2	3	Tier N (%)	1	2	3
1 18 (26)	10	2	6	1 15 (22)	1			1 18 (26)	1		
2 19 (28)	5	6	7	2 9 (13)				2 19 (28)			
3 32 (46)		1	29	3 44 (65)				3 32 (46)			
69	15	9	42	68	1			69	1		

Tier Transition Growth

Tier	F to W		W to S		F to S	
	ROI	SGP	ROI	SGP	ROI	SGP
1	1.78	51	-20.69	5	1.57	65
2	1.15	49				
3	1.56	70				
	1.49	60	-0.30	0	0.02	0

Report

Group Tier Transition

School Year

2021-2022

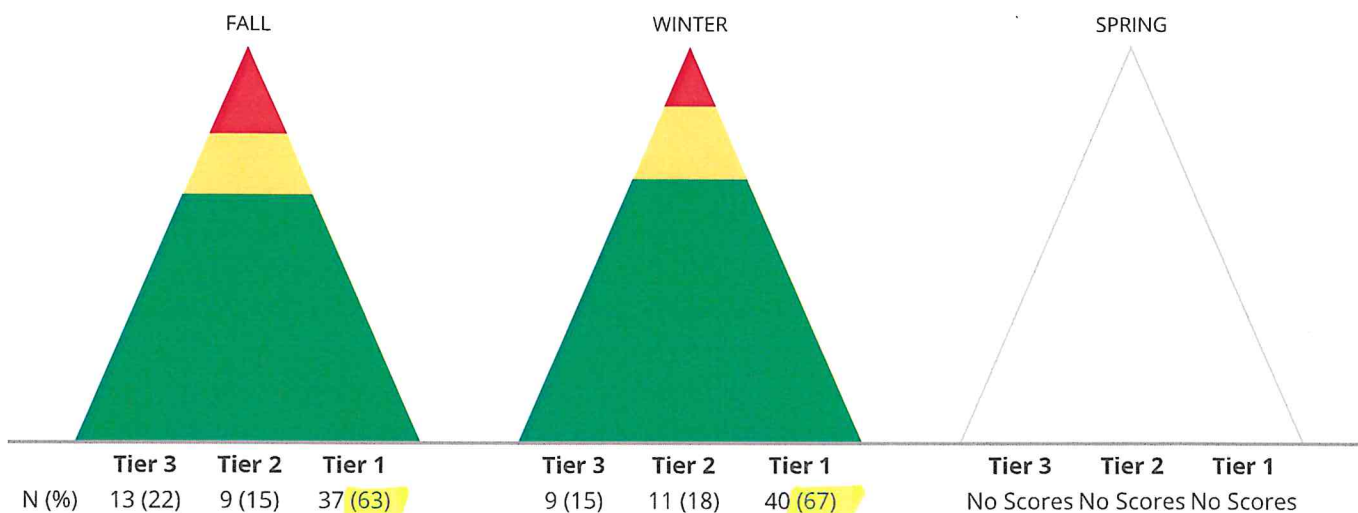
Roster

Lincoln Elementary School

District: Dayton Independent School District | Battery: Math | Grade: 4 | Target: Account (30 %ile) | Demographics Selection: Not Filtered

Tier: 1 Low Risk 2 Moderate Risk 3 High Risk

Tier Transition Summary



Transition Details

Fall to Winter Transition				Winter to Spring Transition				Fall to Spring Transition			
Fall	Winter Tier for Fall Students			Winter	Spring Tier for Winter Students			Fall	Spring Tier for Fall Students		
Tier N (%)	1	2	3	Tier N (%)	1	2	3	Tier N (%)	1	2	3
1 13 (22)	7	3	2	1 9 (15)				1 0 (0)			
2 9 (15)	1	4	4	2 11 (18)				2 0 (0)			
3 37 (63)		4	33	3 40 (67)				3 0 (0)			
59	8	11	39	60				0			

Tier Transition Growth

Tier	F to W		W to S		F to S	
	ROI	SGP	ROI	SGP	ROI	SGP
1	1.30	49				
2	1.16	63				
3	0.60	53				
	0.79	53	0.00	0		

Report

Group Tier Transition

School Year

2021-2022

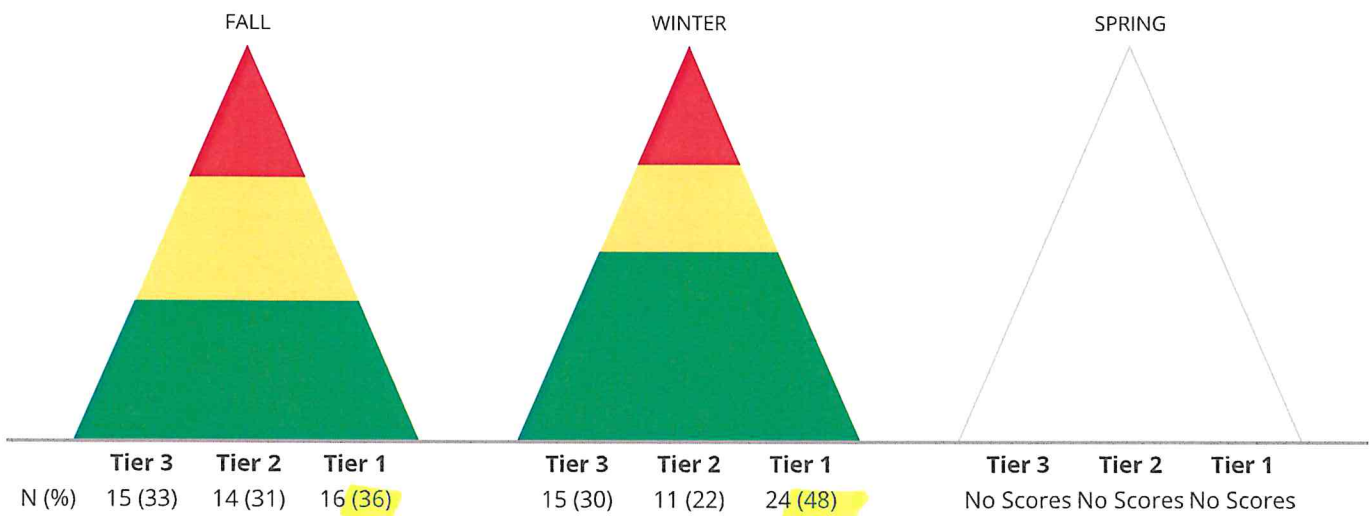
Roster

Lincoln Elementary School

District: Dayton Independent School District | Battery: Math | Grade: 5 | Target: Account (30 %ile) | Demographics Selection: Not Filtered

Tier: 1 Low Risk 2 Moderate Risk 3 High Risk

Tier Transition Summary



Transition Details

Fall to Winter Transition				Winter to Spring Transition				Fall to Spring Transition			
Fall	Winter Tier for Fall Students			Winter	Spring Tier for Winter Students			Fall	Spring Tier for Fall Students		
Tier N (%)				Tier N (%)				Tier N (%)			
15 (33)	9	5	1	15 (30)				0 (0)			
14 (31)	3	6	5	11 (22)				0 (0)			
16 (36)			14	24 (48)				0 (0)			
45	12	11	20	50				0			

Tier Transition Growth

Tier	F to W		W to S		F to S	
	ROI	SGP	ROI	SGP	ROI	SGP
	1.21	48				
	0.96	51				
	0.86	59				
	0.94	51	0.00	0		