



FLOYD COUNTY BOARD OF EDUCATION
Anna Whitaker Shepherd, Superintendent
442 KY RT 550
Eastern, KY 41622
Telephone (606) 886-2354 Fax (606) 886-4550
www.floyd.kyschools.us

Linda C. Gearheart, Board Chair - District 1
William Newsome, Jr., Vice-Chair - District 3
Dr. Chandra Varia, Member - District 2
Keith Smallwood, Member - District 4
Steve Slone, Member - District 5

Student Support: Receive Utility Report for May Valley Elementary.

Applicable State or Regulations:

Fiscal/Budgetary Impact:

2019/2020 SY (July 19- June 20) \$89,803
2020/2021 SY (July 20- June 21) \$67,339

History/Background:

December 2021

Board received utility report for Allen Elementary.

Recommended Action: To accept report as presented.

Contact Person(s):

Linda Hackworth
606-874-9569

N/A
Principal

Linda Hackworth
Director

Anna W. Shepherd
Superintendent

Date: January 11, 2022



Utility Report

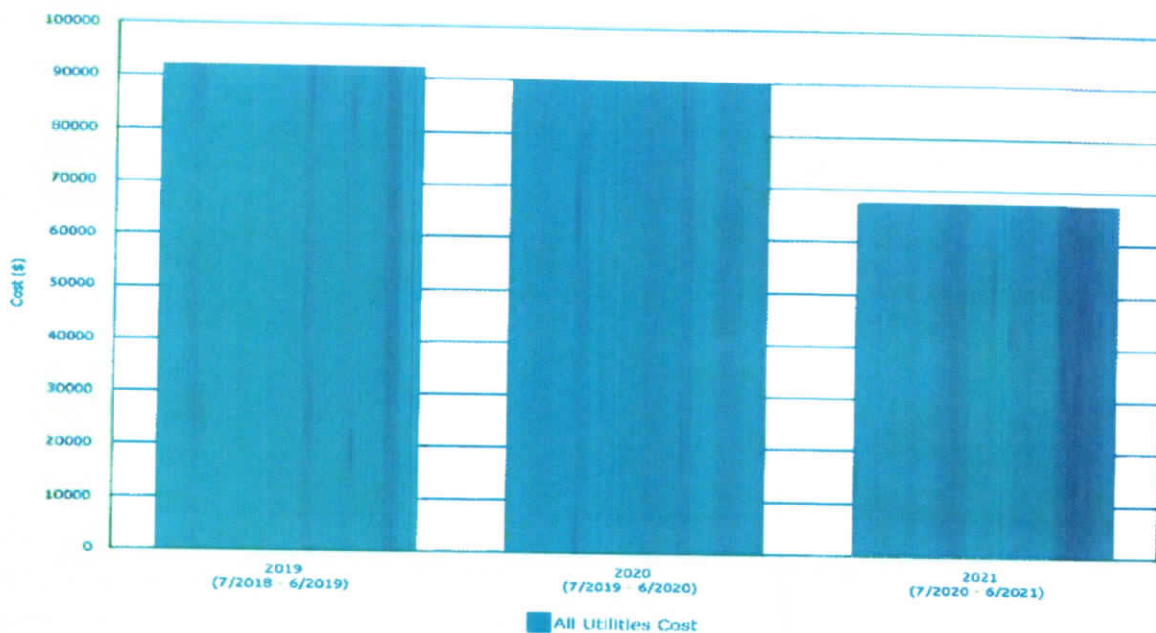
January 24, 2022

May Valley Elementary 2019/2020 / 2020/2021 School Years



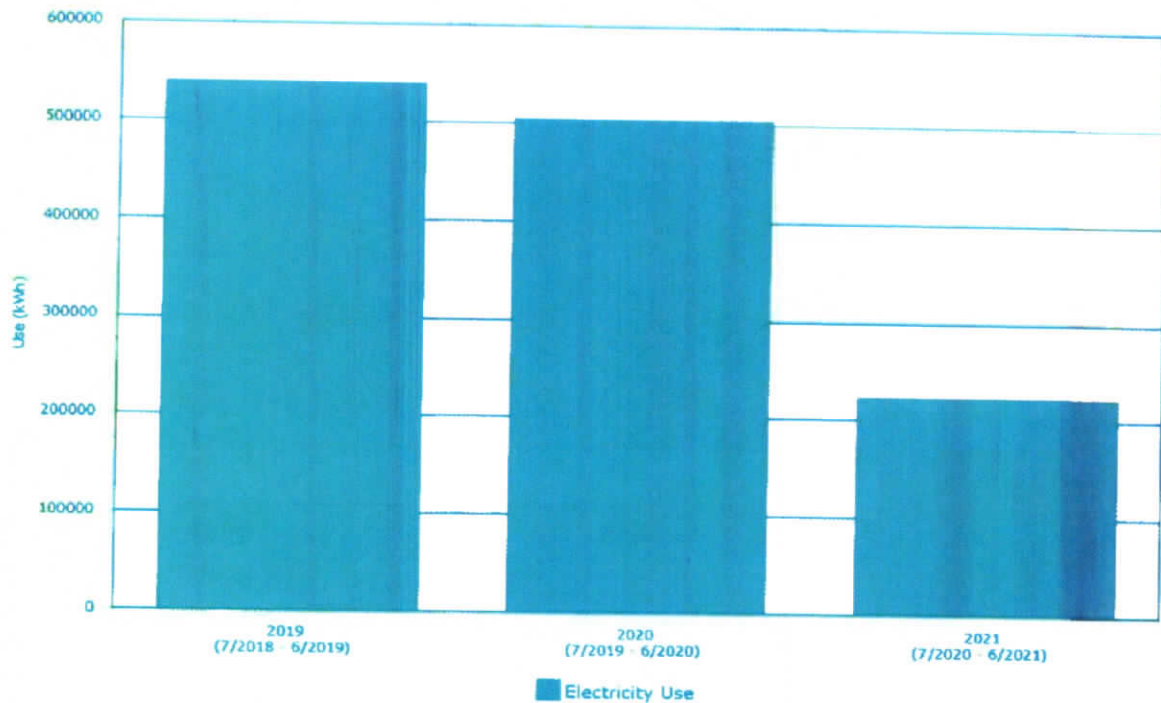
The Floyd County Board of Education does not discriminate on the basis of race, color, national origin, age, religion, marital status, sex, or disability in employment, educational programs, or activities as set forth in Title IX & VI, and in Section 504.

Year-Over-Year Comparison
Floyd County Board of Education
Selected Facilities -- 7/2018 to 6/2021
May Valley Elementary



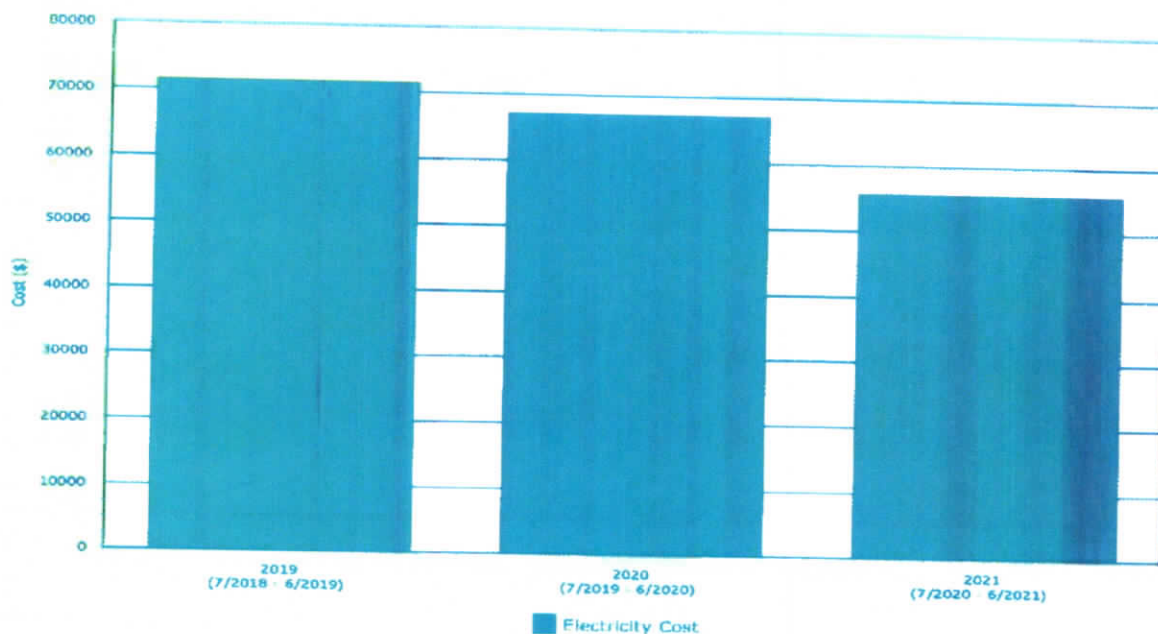
Period	All Utilities Cost
2019	\$92,190
2020	\$89,803
2021	\$67,339

Year-Over-Year Comparison
Floyd County Board of Education
Selected Facilities -- 7/2018 to 6/2021
May Valley Elementary



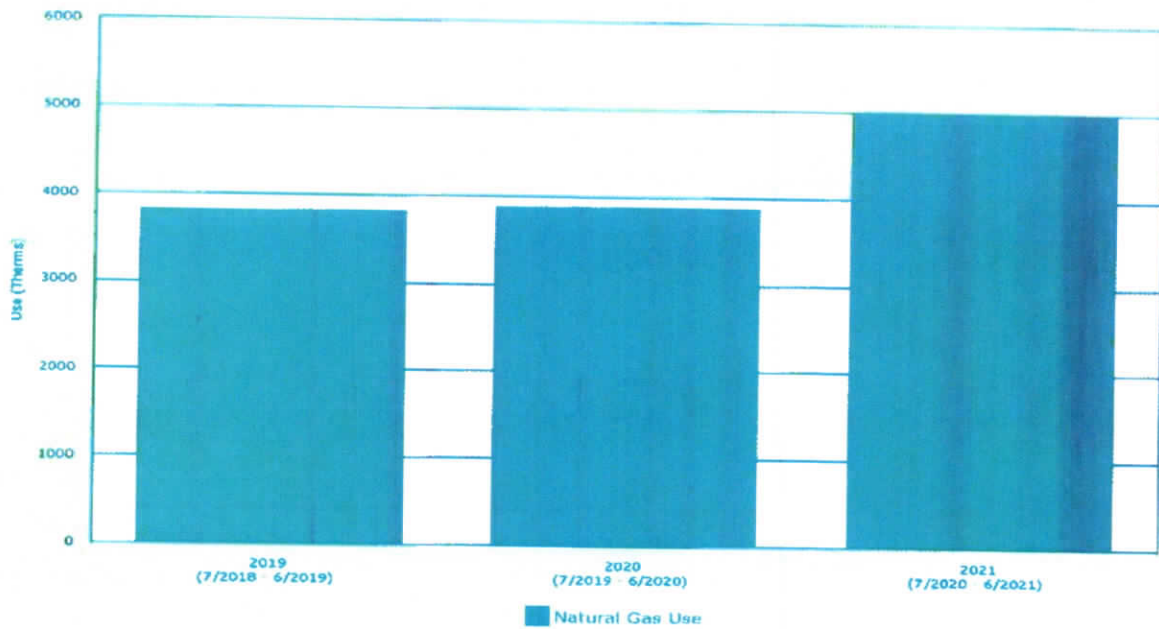
Period	Electricity Use (kWh)
2019	539,400
2020	504,300
2021	223,098

Year-Over-Year Comparison
Floyd County Board of Education
Selected Facilities -- 7/2018 to 6/2021
May Valley Elementary



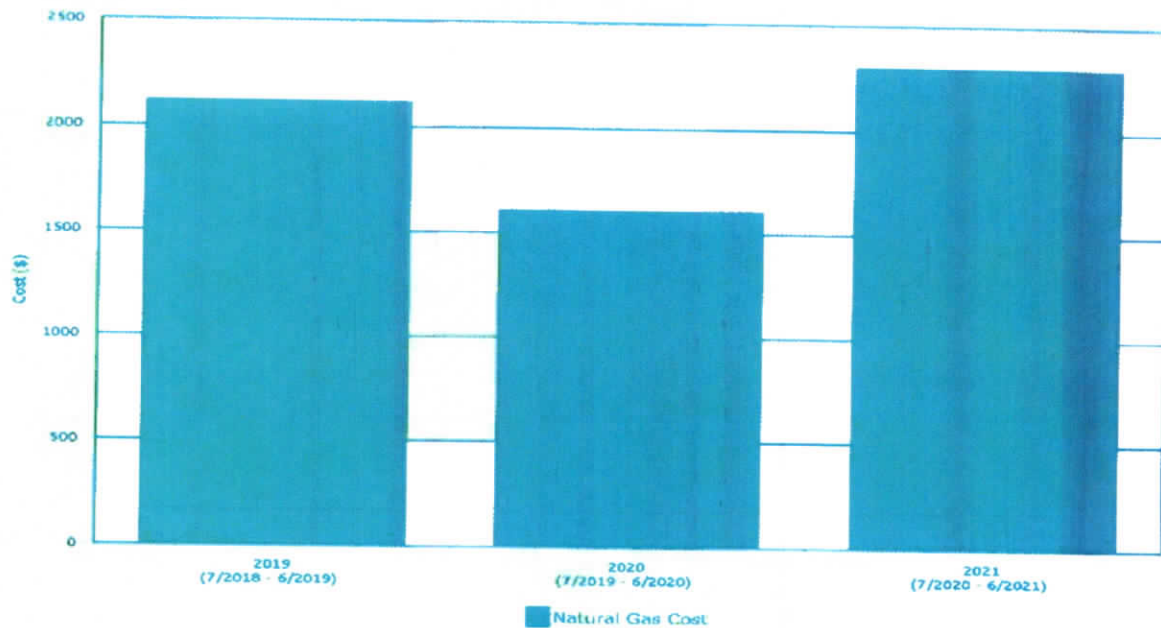
Period	Electricity Cost
2019	\$71,542
2020	\$67,321
2021	\$55,789

Year-Over-Year Comparison
Floyd County Board of Education
Selected Facilities -- 7/2018 to 6/2021
May Valley Elementary



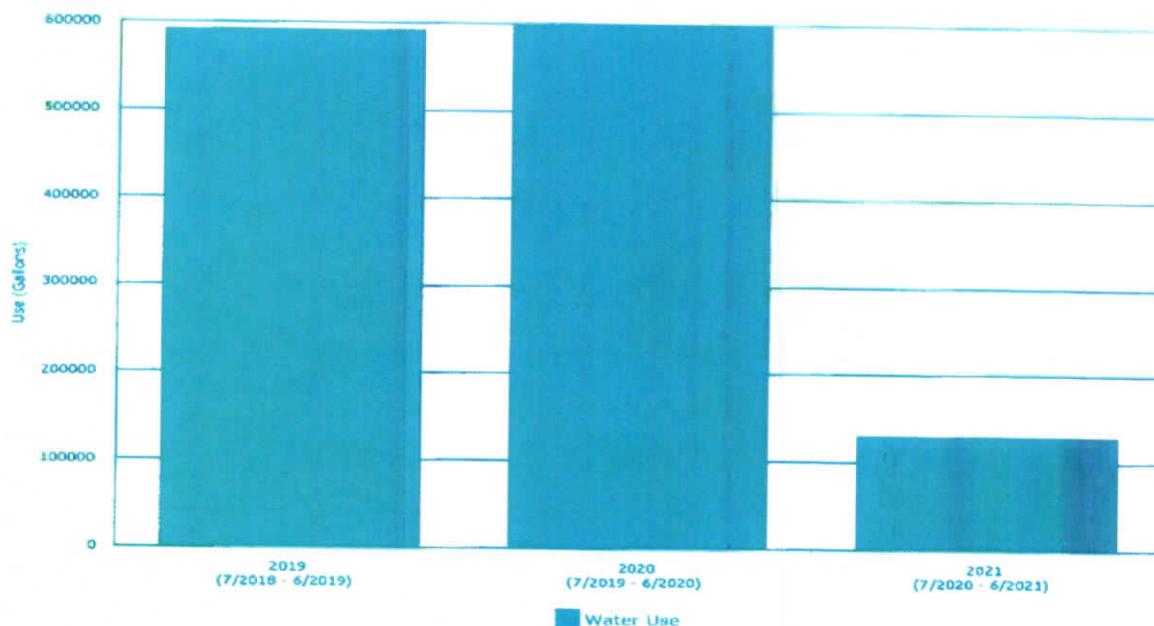
Period	Natural Gas Use (Therms)
2019	3,814
2020	3,876
2021	5,006

Year-Over-Year Comparison
Floyd County Board of Education
Selected Facilities -- 7/2018 to 6/2021
May Valley Elementary



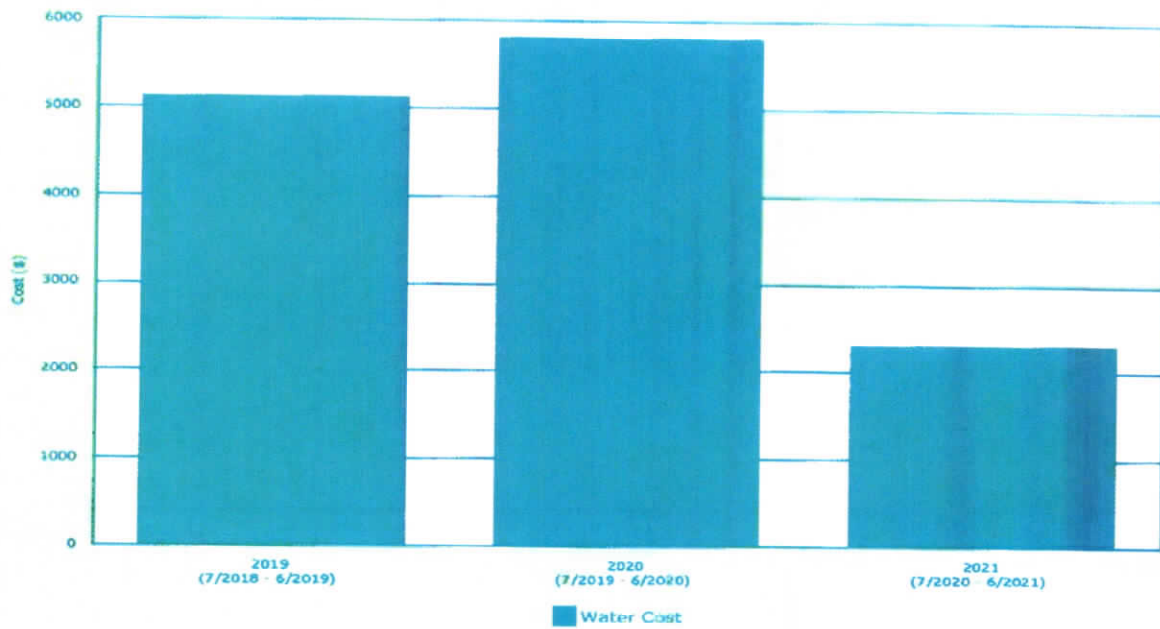
Period	Natural Gas Cost
2019	\$2,121
2020	\$1,613
2021	\$2,303

**Year-Over-Year Comparison
Floyd County Board of Education
Selected Facilities -- 7/2018 to 6/2021
May Valley Elementary**



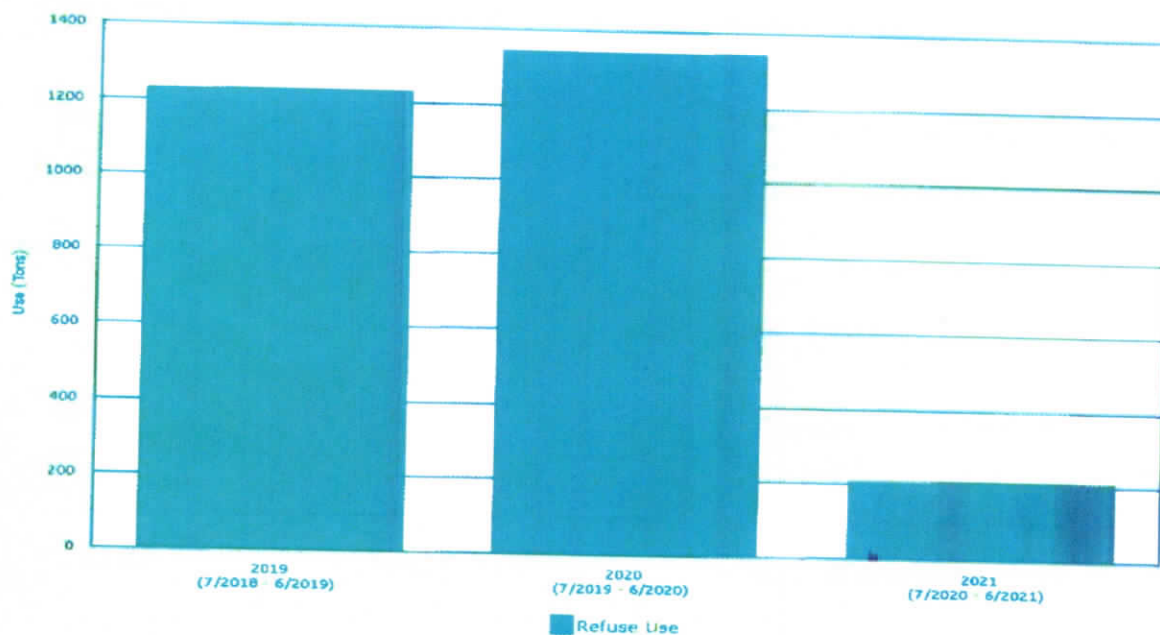
Period	Water Use (Gallons)
2019	592,000
2020	599,000
2021	131,100

Year-Over-Year Comparison
Floyd County Board of Education
Selected Facilities -- 7/2018 to 6/2021
May Valley Elementary



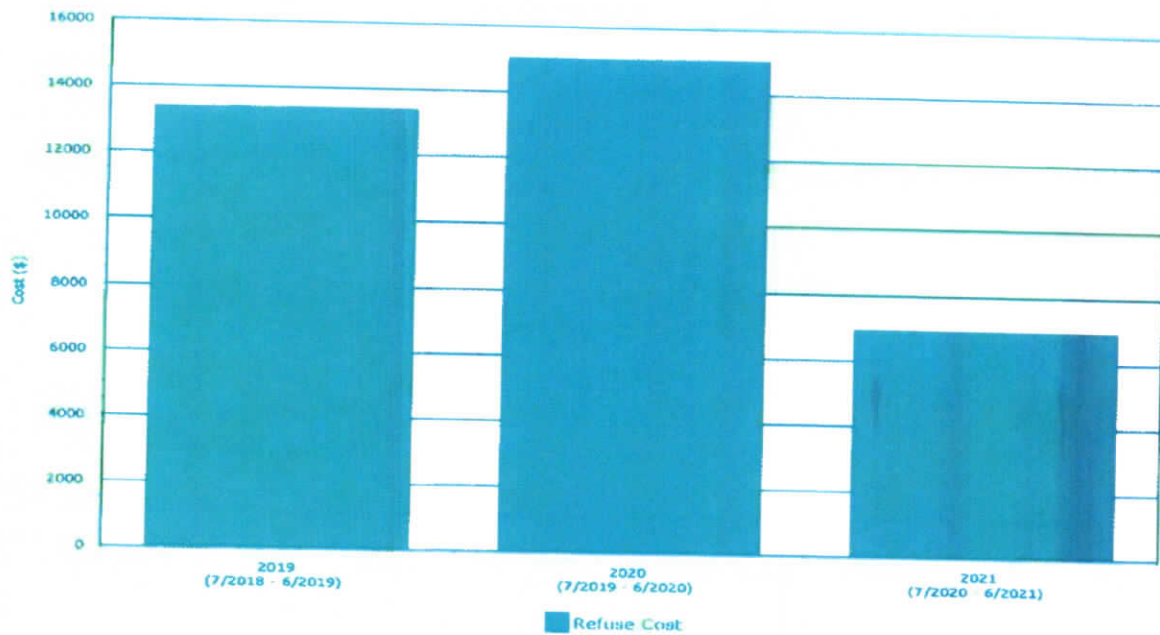
Period	Water Cost
2019	\$5,130
2020	\$5,816
2021	\$2,312

Year-Over-Year Comparison
Floyd County Board of Education
Selected Facilities -- 7/2018 to 6/2021
May Valley Elementary



Period	Refuse Use (Tons)
2019	1,232
2020	1,344
2021	210

Year-Over-Year Comparison
Floyd County Board of Education
Selected Facilities -- 7/2018 to 6/2021
May Valley Elementary



Period	Refuse Cost
2019	\$13,397
2020	\$15,053
2021	\$6,935