



FLOYD COUNTY BOARD OF EDUCATION
Anna Whitaker Shepherd, Superintendent
442 KY RT 550
Eastern, KY 41622
Telephone (606) 886-2354 Fax (606) 886-4550
www.floyd.kyschools.us

Linda C. Gearheart, Board Chair - District 1
William Newsome, Jr., Vice-Chair - District 3
Dr. Chandra Varia, Member - District 2
Keith Smallwood, Member - District 4
Steve Stone, Member - District 5

Student Support: Receive Utility Report for Betsy Layne Elementary.

Applicable State or Regulations:

Fiscal/Budgetary Impact:

2019/2020 SY (July 19- June 20) \$169,249

2020/2021 SY (July 20- June 21) \$143,181

History/Background:

November 2021

Board tabled the utility report. Wanted more information about the water and wastewater usage.

Maintenance personnel checked for water leaks and none were detected on main lines.

Several repairs have been made on leaking toilets and sinks throughout the year.

A clerical error was detected for the wastewater usage for December 2020. The usage was 63.8 instead of 638 making the total usage 1,158,000 for the year.

Recommended Action: To accept report as presented.

Contact Person(s):

Linda Hackworth
606-874-9569

N/A
Principal

Linda Hackworth
Director

Anna Shepherd
Superintendent

Date: December 7, 2021



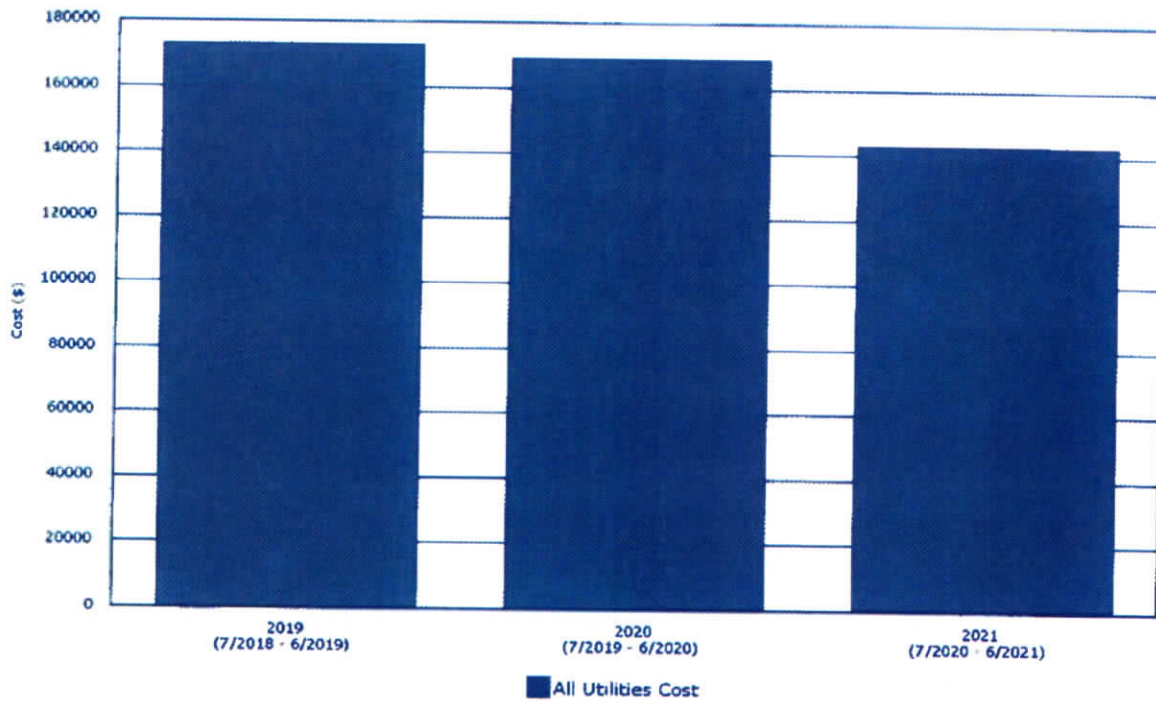
Utility Report November 9, 2021

Betsy Layne Elementary 2019/2020 / 2020/2021 School Years



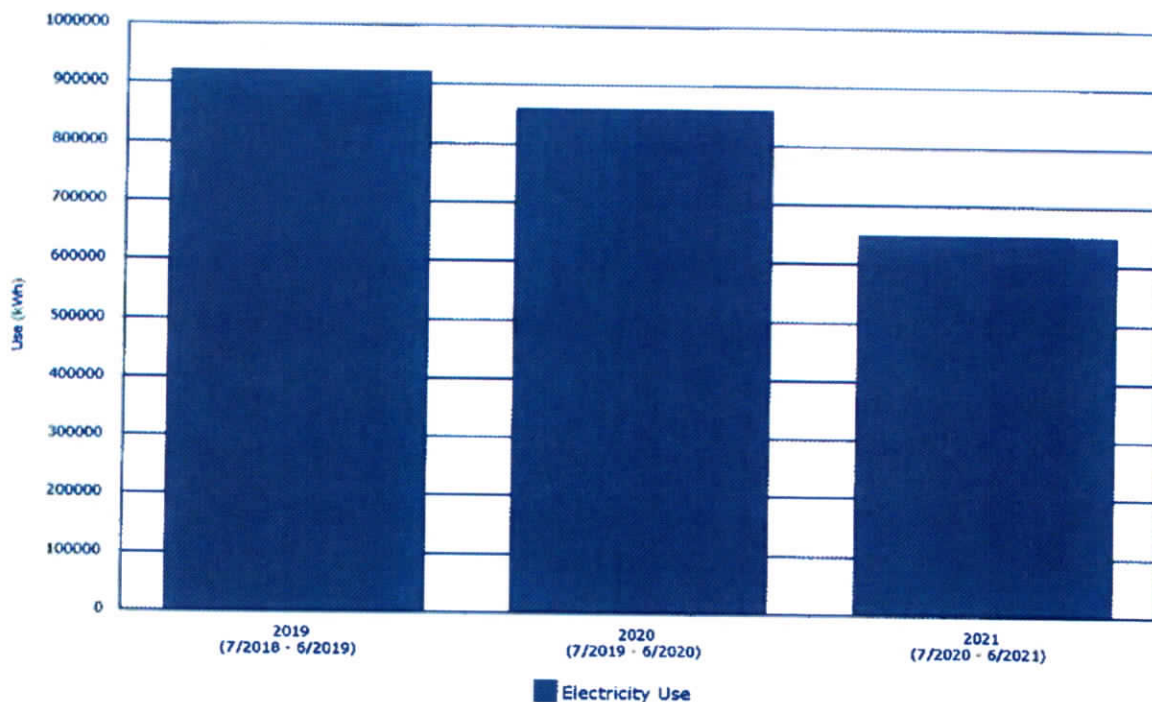
The Floyd County Board of Education does not discriminate on the basis of race, color, national origin, age, religion, marital status, sex, or disability in employment, educational programs, or activities as set forth in Title IX & VI, and in Section 504.

Year-Over-Year Comparison
Floyd County Board of Education
Selected Facilities -- 7/2018 to 6/2021
Betsy Layne Elementary



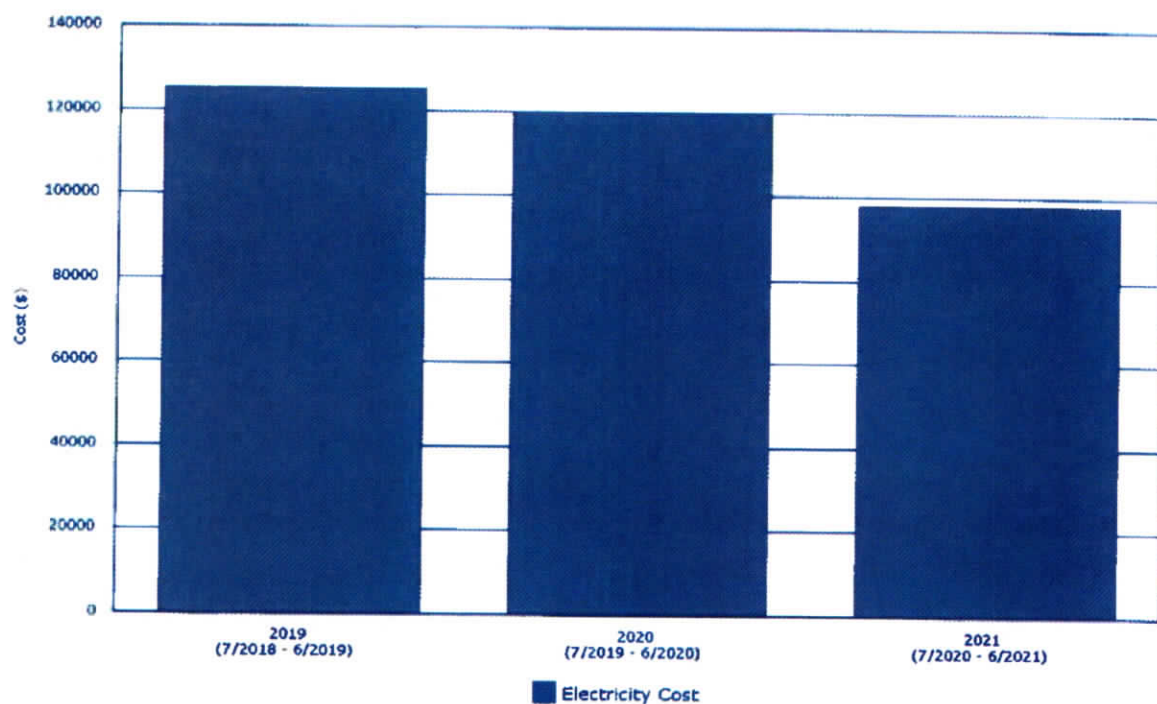
Period	All Utilities Cost
2019	\$173,183
2020	\$169,249
2021	\$143,181

Year-Over-Year Comparison
Floyd County Board of Education
Selected Facilities -- 7/2018 to 6/2021
Betsy Layne Elementary



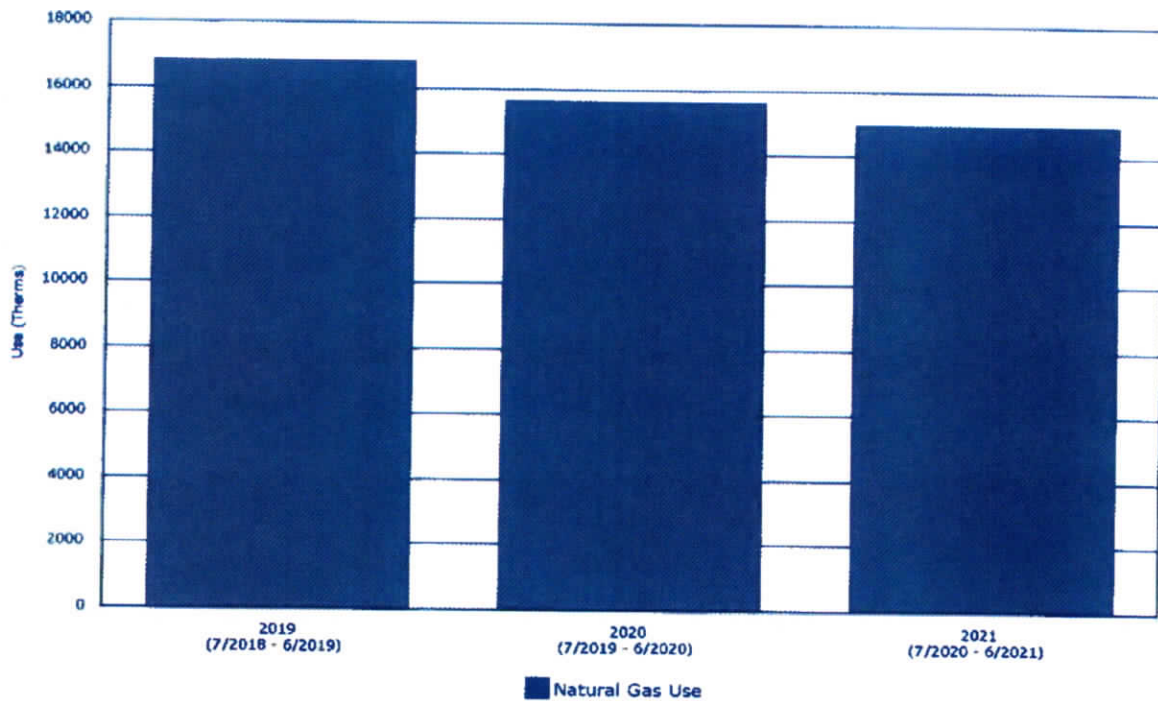
Period	Electricity Use (kWh)
2019	922,781
2020	860,414
2021	648,269

Year-Over-Year Comparison
Floyd County Board of Education
Selected Facilities -- 7/2018 to 6/2021
Betsy Layne Elementary



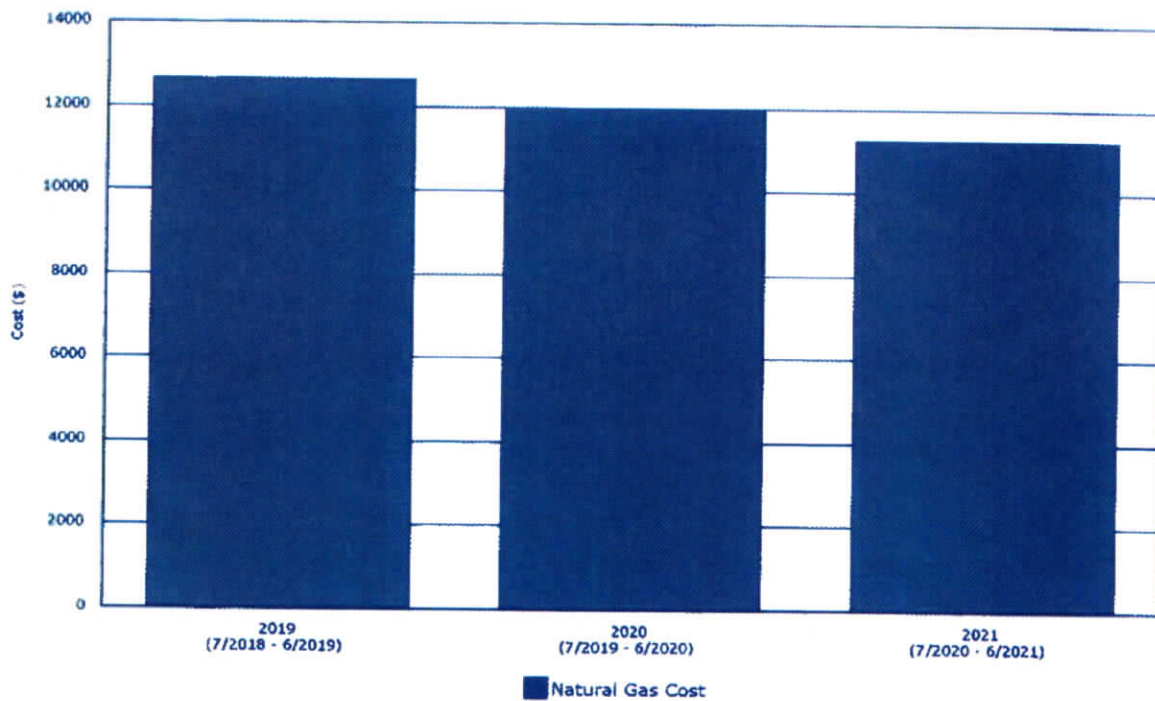
Period	Electricity Cost
2019	\$125,079
2020	\$119,446
2021	\$98,287

Year-Over-Year Comparison
Floyd County Board of Education
Selected Facilities -- 7/2018 to 6/2021
Betsy Layne Elementary



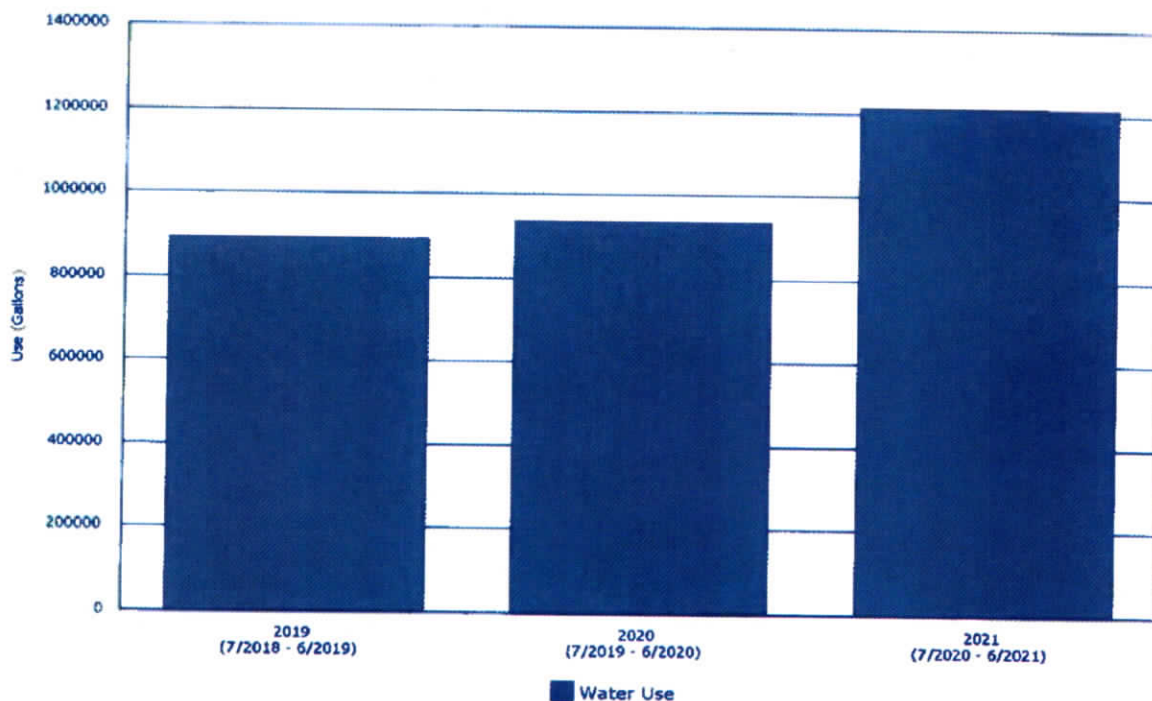
Period	Natural Gas Use (Therms)
2019	16,805
2020	15,643
2021	14,972

Year-Over-Year Comparison
Floyd County Board of Education
Selected Facilities -- 7/2018 to 6/2021
Betsy Layne Elementary



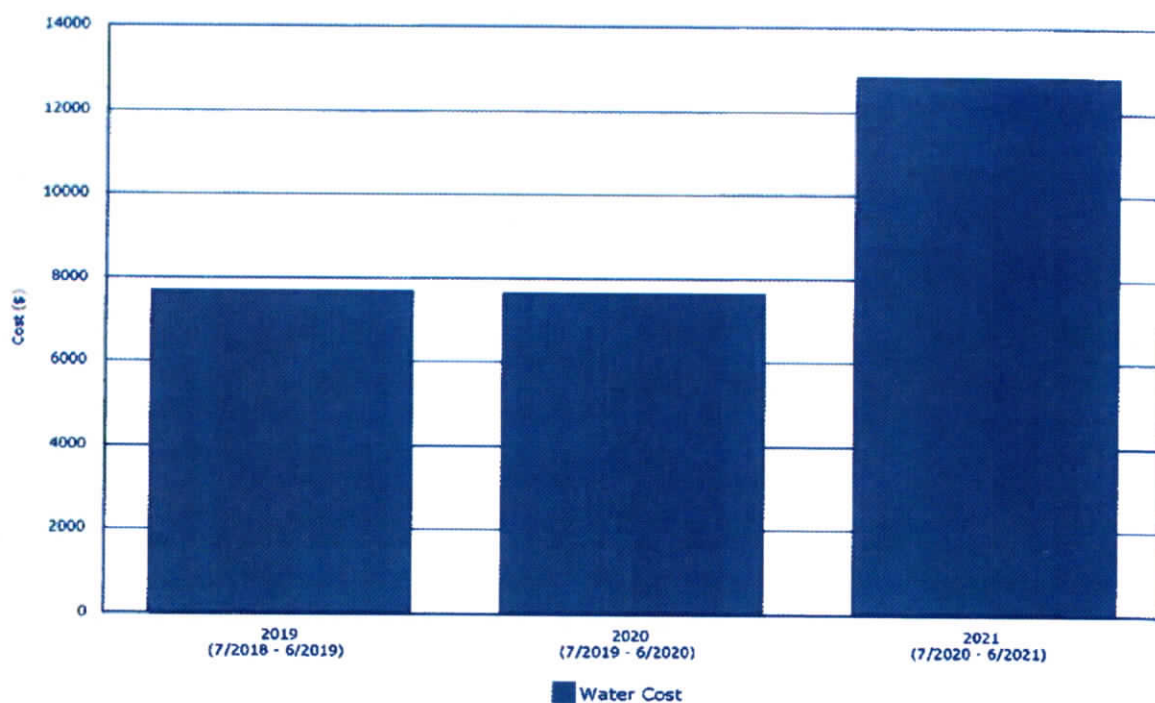
Period	Natural Gas Cost
2019	\$12,672
2020	\$11,960
2021	\$11,276

Year-Over-Year Comparison
Floyd County Board of Education
Selected Facilities -- 7/2018 to 6/2021
Betsy Layne Elementary



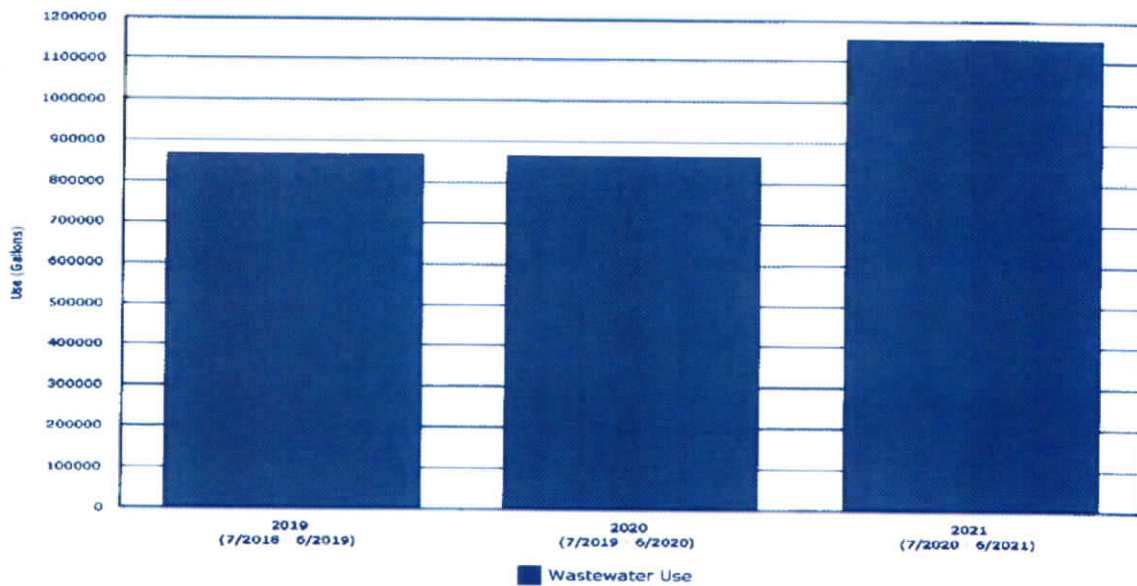
Period	Water Use (Gallons)
2019	895,000
2020	937,000
2021	1,213,900

Year-Over-Year Comparison
Floyd County Board of Education
Selected Facilities -- 7/2018 to 6/2021
Betsy Layne Elementary



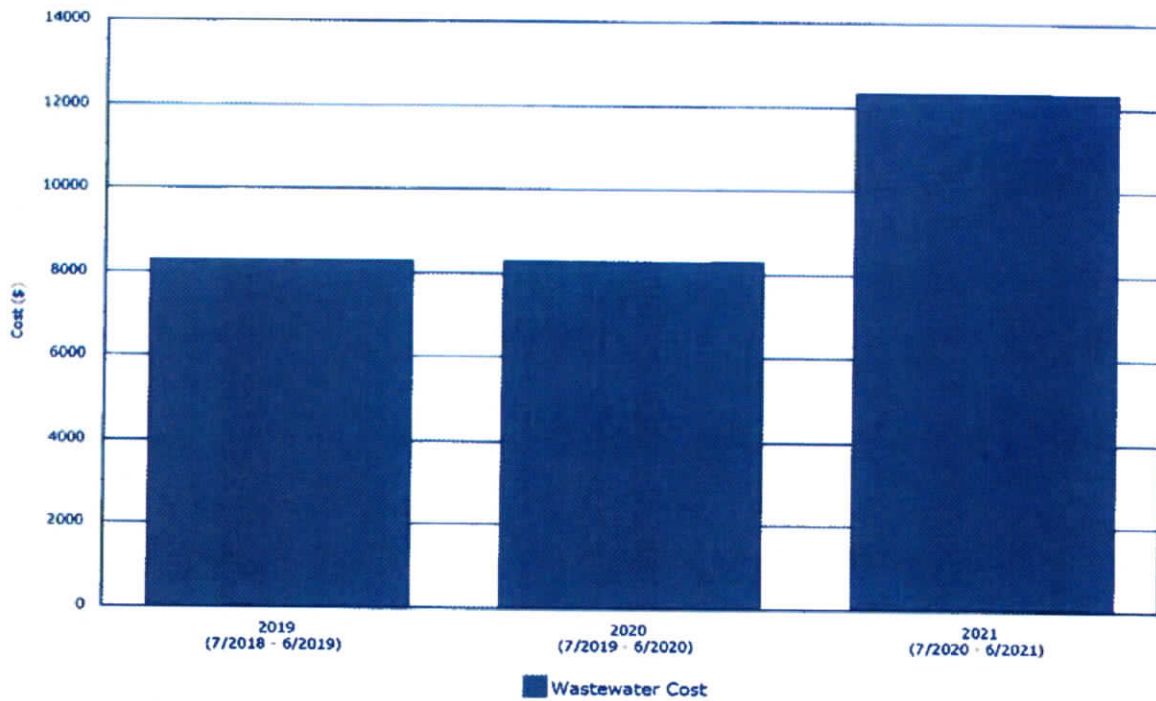
Period	Water Cost
2019	\$7,691
2020	\$7,673
2021	\$12,840

Year-Over-Year Comparison
Floyd County Board of Education
Selected Facilities -- 7/2018 to 6/2021
Betsy Layne Elementary



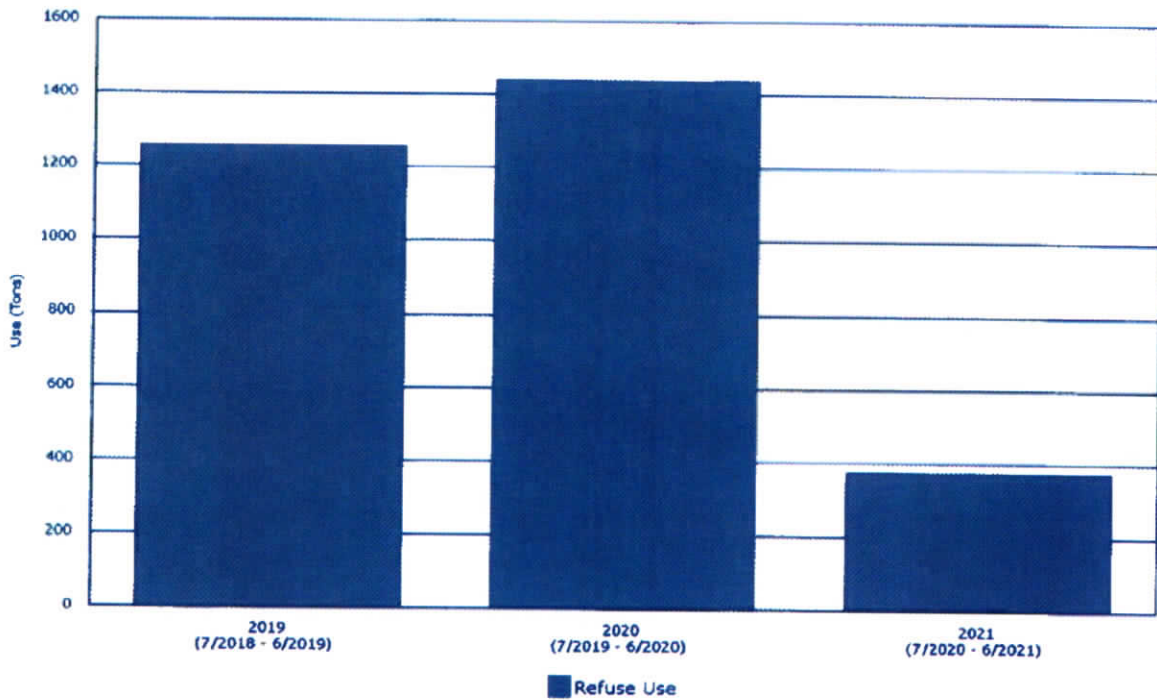
Period	Wastewater Use (Gallons)
2019	868,000
2020	864,000
2021	1,158,000

Year-Over-Year Comparison
Floyd County Board of Education
Selected Facilities -- 7/2018 to 6/2021
Betsy Layne Elementary



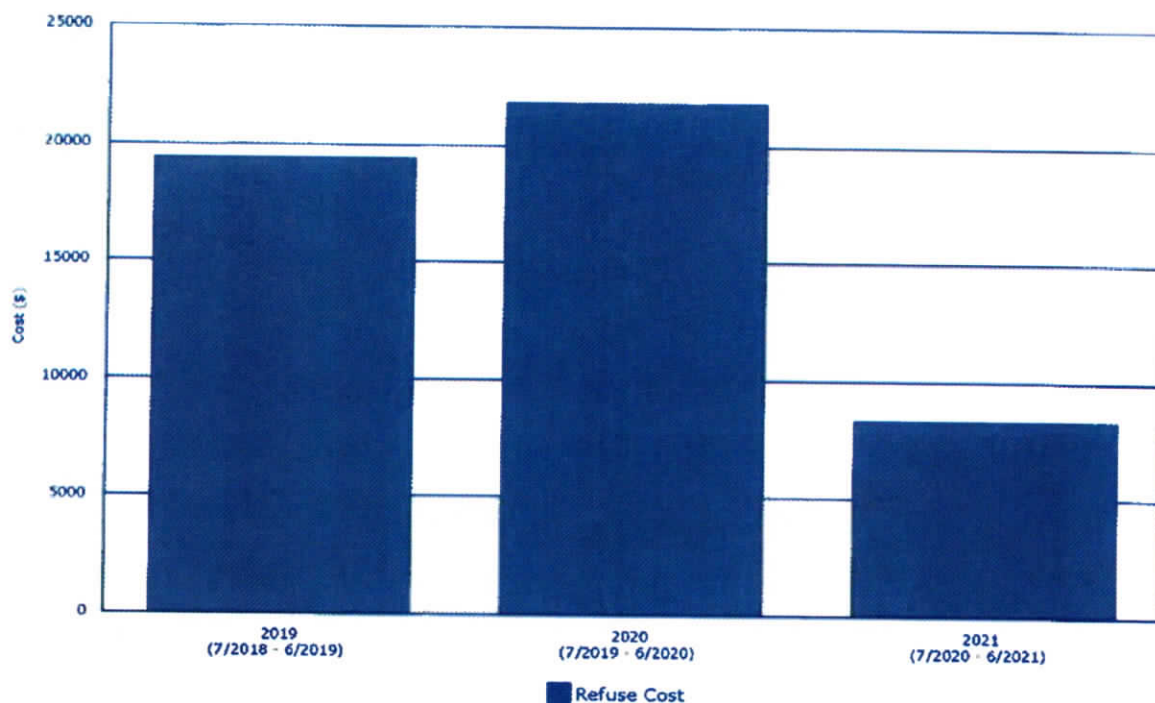
Period	Wastewater Cost
2019	\$8,303
2020	\$8,328
2021	\$12,354

Year-Over-Year Comparison
Floyd County Board of Education
Selected Facilities -- 7/2018 to 6/2021
Betsy Layne Elementary



Period	Refuse Use (Tons)
2019	1,260
2020	1,440
2021	375

Year-Over-Year Comparison
Floyd County Board of Education
Selected Facilities -- 7/2018 to 6/2021
Betsy Layne Elementary



Period	Refuse Cost
2019	\$19,439
2020	\$21,842
2021	\$8,423

Monthly Heating and Cooling Degree Days
 KY - JULIAN CARROLL AIRPORT (JKL) -- 07/2018 to 06/2021

Year	Month	Heating Degree Days	Cooling Degree Days
2018	July	0	339
2018	August	0	325
2018	September	9	256
2018	October	296	100
2018	November	664	0
2018	December	724	0
2019	January	912	0
2019	February	578	0
2019	March	642	0
2019	April	193	43
2019	May	55	166
2019	June	7	193
Annual Totals		4,080	1,422
2019	July	0	349
2019	August	0	330
2019	September	0	350
2019	October	180	77
2019	November	658	0
2019	December	661	0
2020	January	718	0
2020	February	633	0
2020	March	368	22
2020	April	330	9
2020	May	174	117
2020	June	2	241
Annual Totals		3,724	1,495
2020	July	0	432
2020	August	0	317
2020	September	50	154
2020	October	189	23
2020	November	379	14
2020	December	807	0
2021	January	867	0
2021	February	839	0
2021	March	387	3
2021	April	275	29
2021	May	132	97
2021	June	0	269
Annual Totals		3,925	1,338