



FLOYD COUNTY BOARD OF EDUCATION  
Anna Whitaker Shepherd, Superintendent  
442 KY RT 550  
Eastern, KY 41622  
Telephone (606) 886-2354 Fax (606) 886-4550  
www.floyd.kyschools.us

Linda C. Gearheart, Board Chair - District 1  
William Newsome, Jr., Vice-Chair - District 3  
Dr. Chandra Varia, Member - District 2  
Keith Smallwood, Member - District 4  
Steve Slone, Member - District 5

**Student Support:** Receive Utility Report for Allen Elementary.

**Applicable State or Regulations:**

**Fiscal/Budgetary Impact:**

2019/2020 SY (July 19- June 20) \$102,889  
2020/2021 SY (July 20- June 21) \$73,086

**History/Background:**

November 2021

Board received utility report for Betsy Layne Elementary.

**Recommended Action:** To accept report as presented.

**Contact Person(s):**

Linda Hackworth  
606-874-9569

N/A

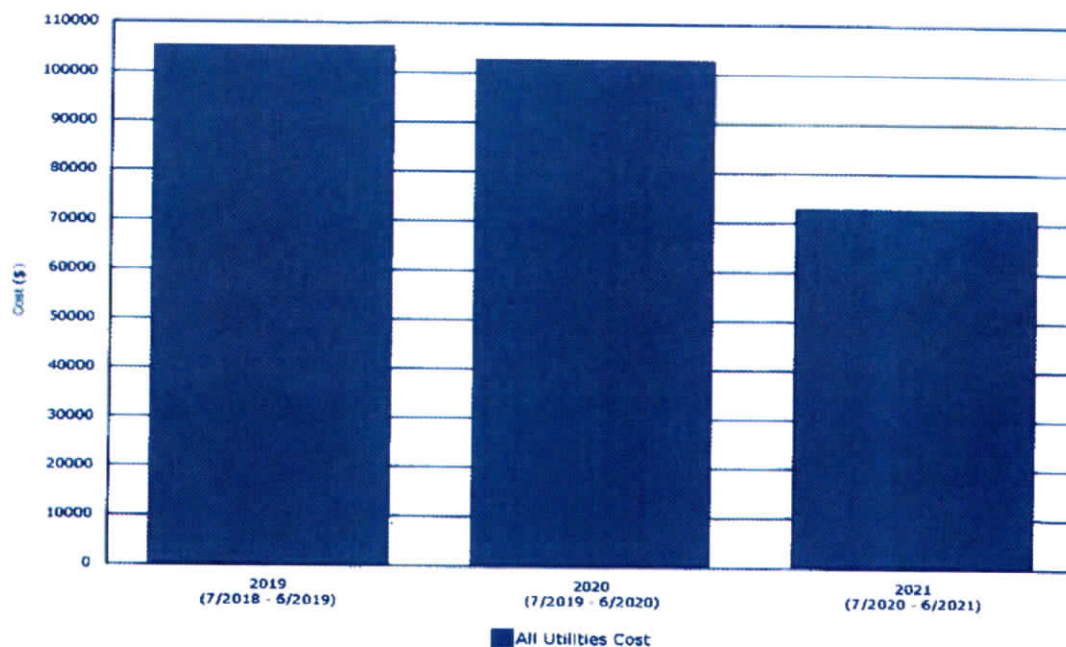
Principal

Linda Hackworth  
Director

Anna Shepherd  
Superintendent

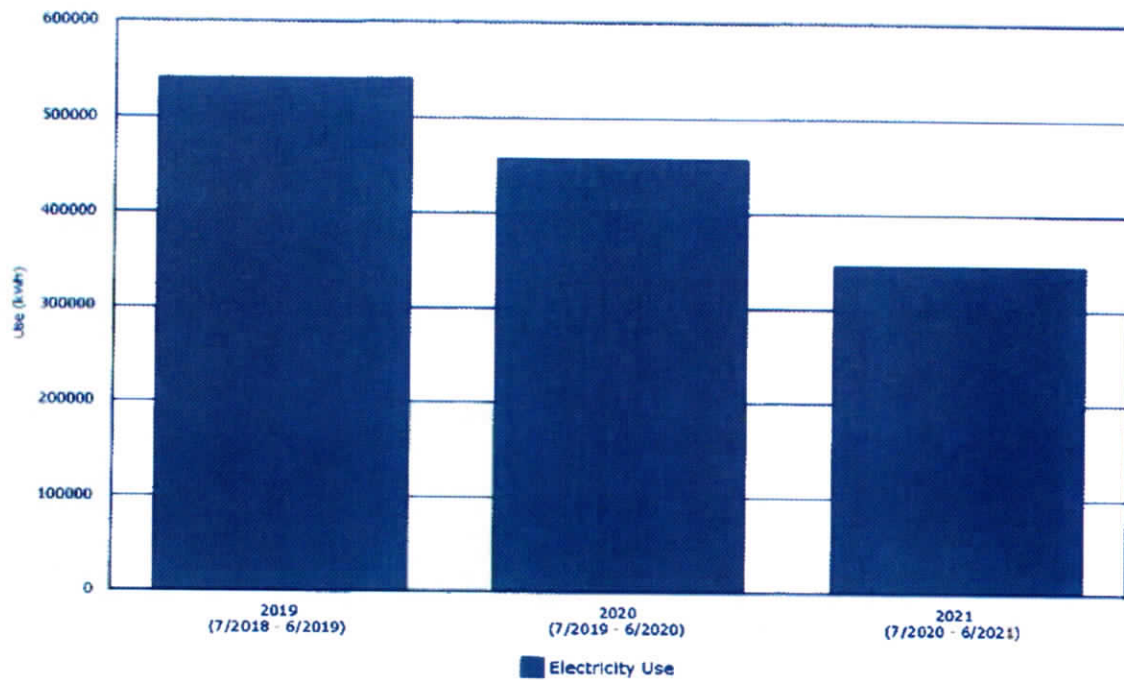
**Date:** December 3, 2021

**Year-Over-Year Comparison**  
**Floyd County Board of Education**  
**Selected Facilities -- 7/2018 to 6/2021**  
**Allen Elementary**



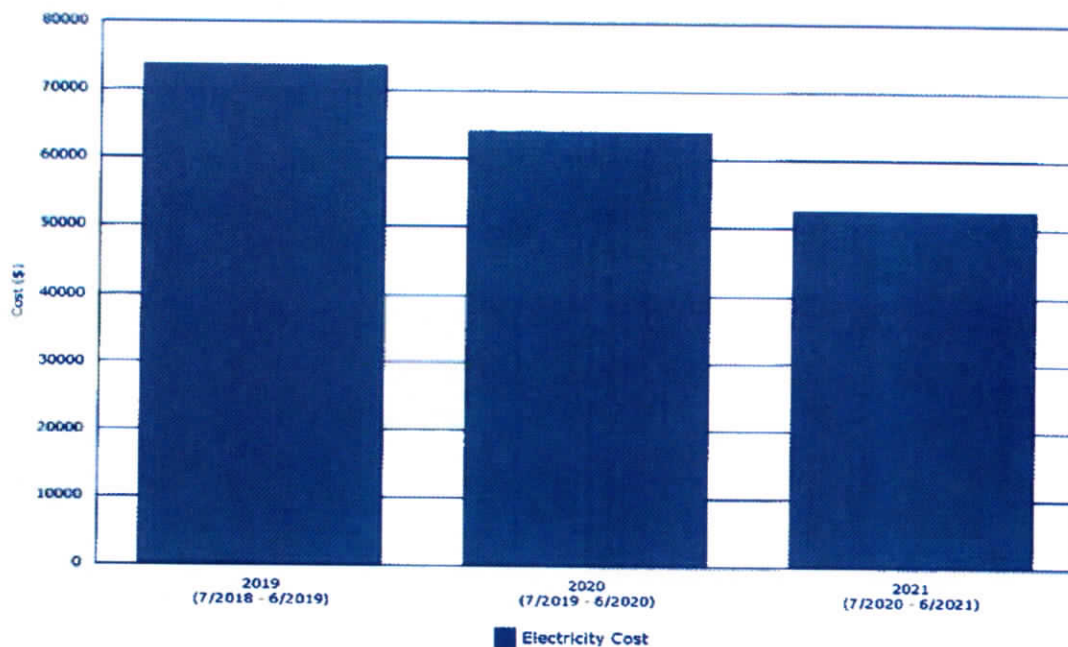
Period	All Utilities Cost
2019	\$105,432
2020	\$102,889
2021	\$73,086

**Year-Over-Year Comparison**  
**Floyd County Board of Education**  
**Selected Facilities -- 7/2018 to 6/2021**  
**Allen Elementary**



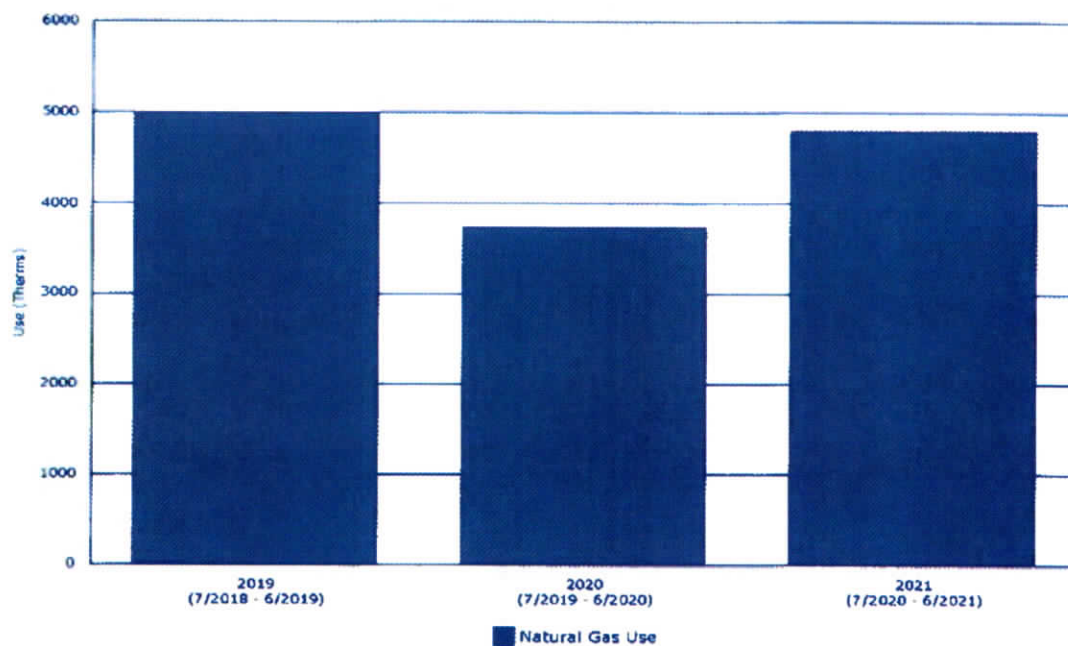
Period	Electricity Use (kWh)
2019	541,620
2020	457,784
2021	346,685

**Year-Over-Year Comparison**  
**Floyd County Board of Education**  
**Selected Facilities -- 7/2018 to 6/2021**  
**Allen Elementary**



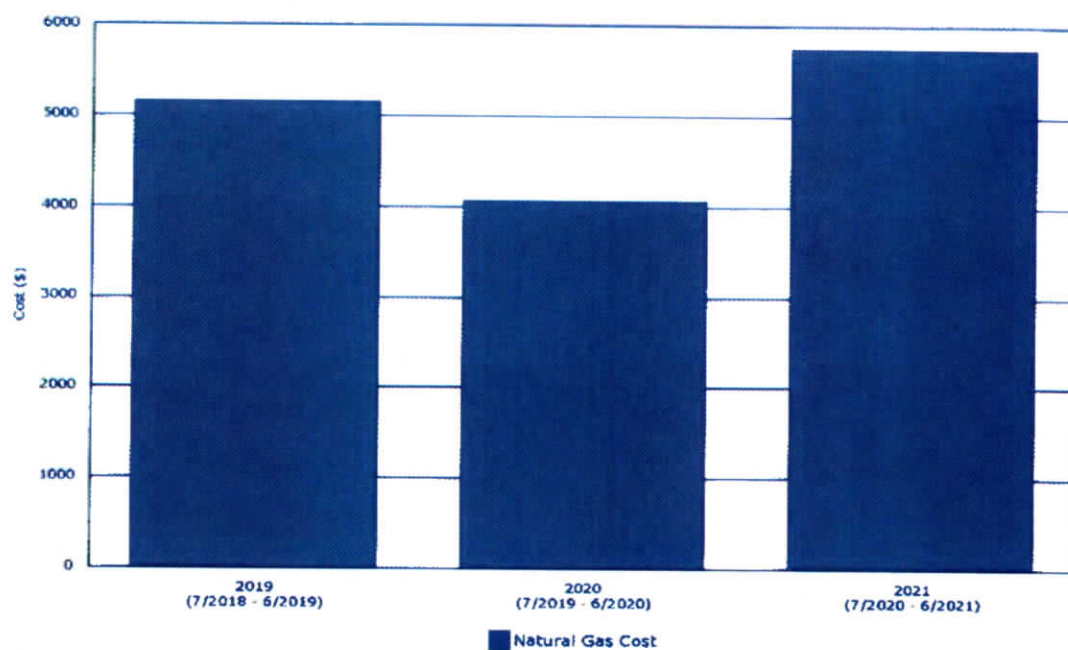
Period	Electricity Cost
2019	\$73,726
2020	\$64,182
2021	\$52,706

**Year-Over-Year Comparison**  
**Floyd County Board of Education**  
**Selected Facilities -- 7/2018 to 6/2021**  
**Allen Elementary**



Period	Natural Gas Use (Therms)
2019	5,003
2020	3,744
2021	4,803

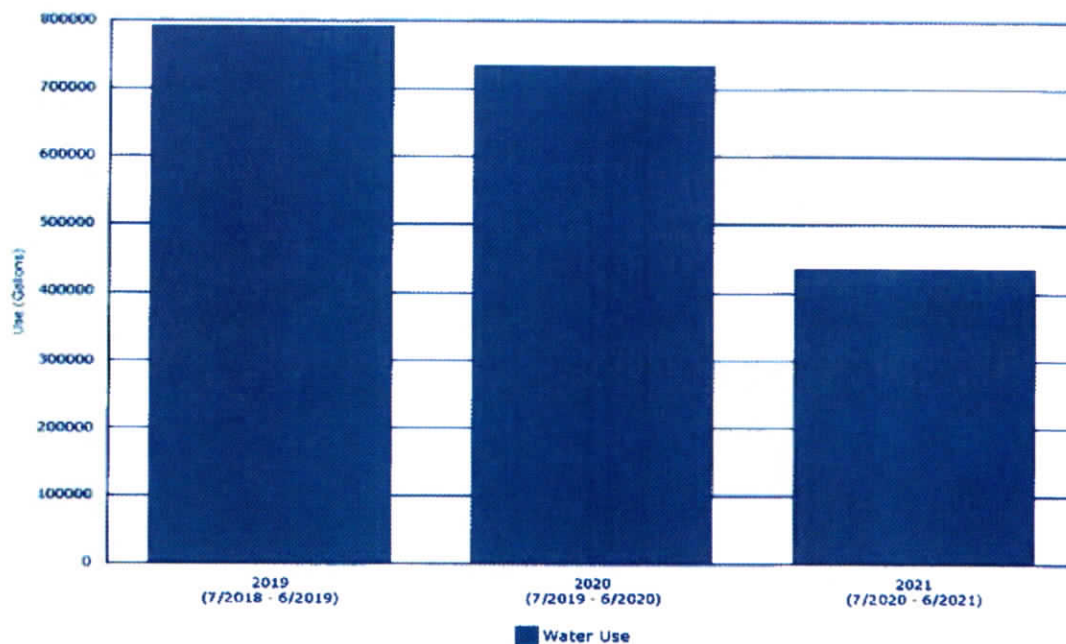
**Year-Over-Year Comparison**  
**Floyd County Board of Education**  
**Selected Facilities -- 7/2018 to 6/2021**  
**Allen Elementary**



Period	Natural Gas Cost
2019	\$5,167
2020	\$4,066
2021	\$5,749

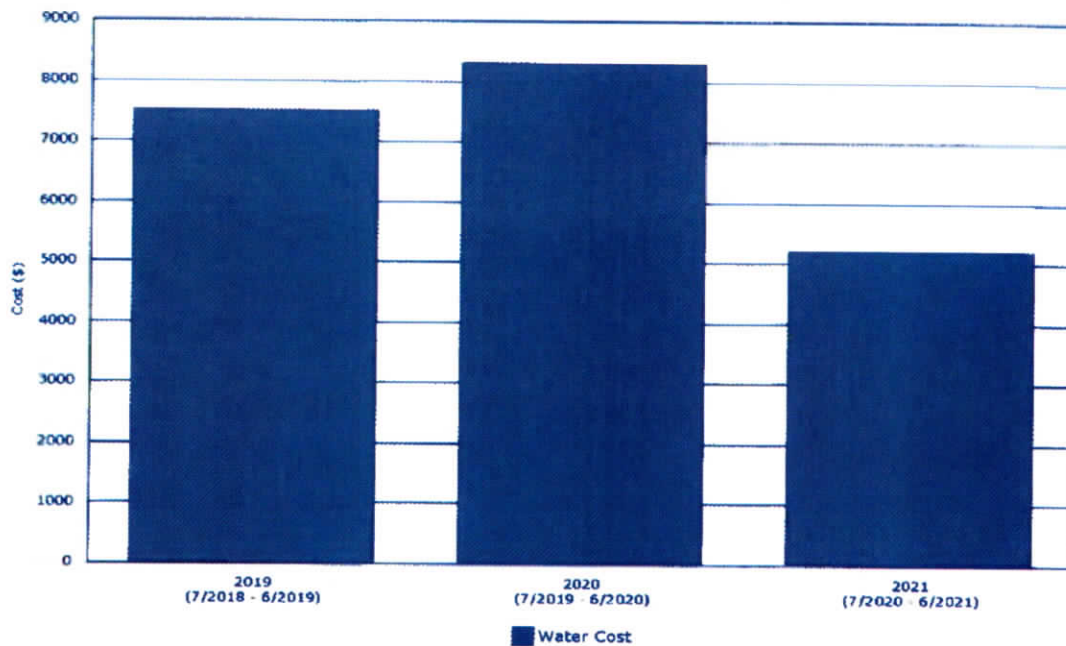


**Year-Over-Year Comparison**  
**Floyd County Board of Education**  
**Selected Facilities -- 7/2018 to 6/2021**  
**Allen Elementary**



Period	Water Use (Gallons)
2019	792,500
2020	736,100
2021	436,700

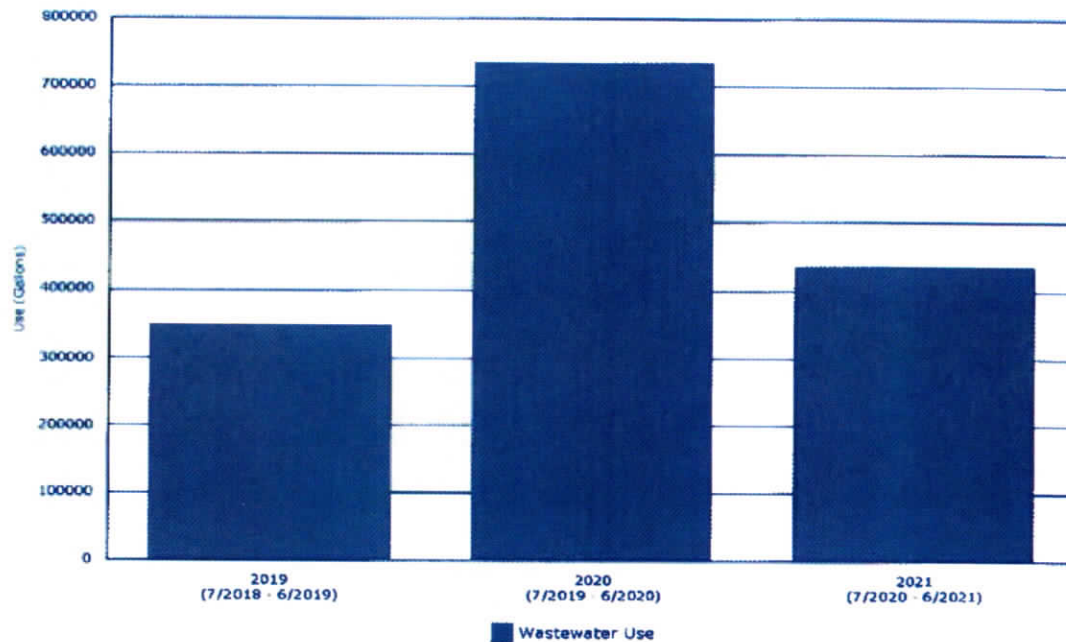
**Year-Over-Year Comparison**  
**Floyd County Board of Education**  
**Selected Facilities -- 7/2018 to 6/2021**  
**Allen Elementary**



Period	Water Cost
2019	\$7,516
2020	\$8,306
2021	\$5,213

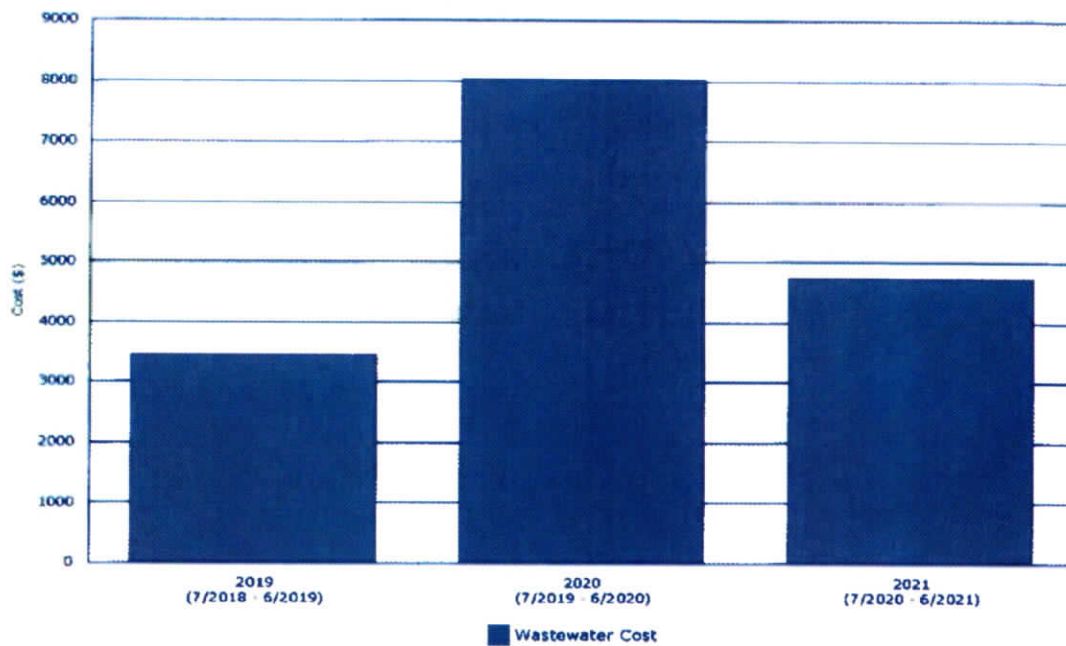


**Year-Over-Year Comparison**  
**Floyd County Board of Education**  
**Selected Facilities -- 7/2018 to 6/2021**  
**Allen Elementary**



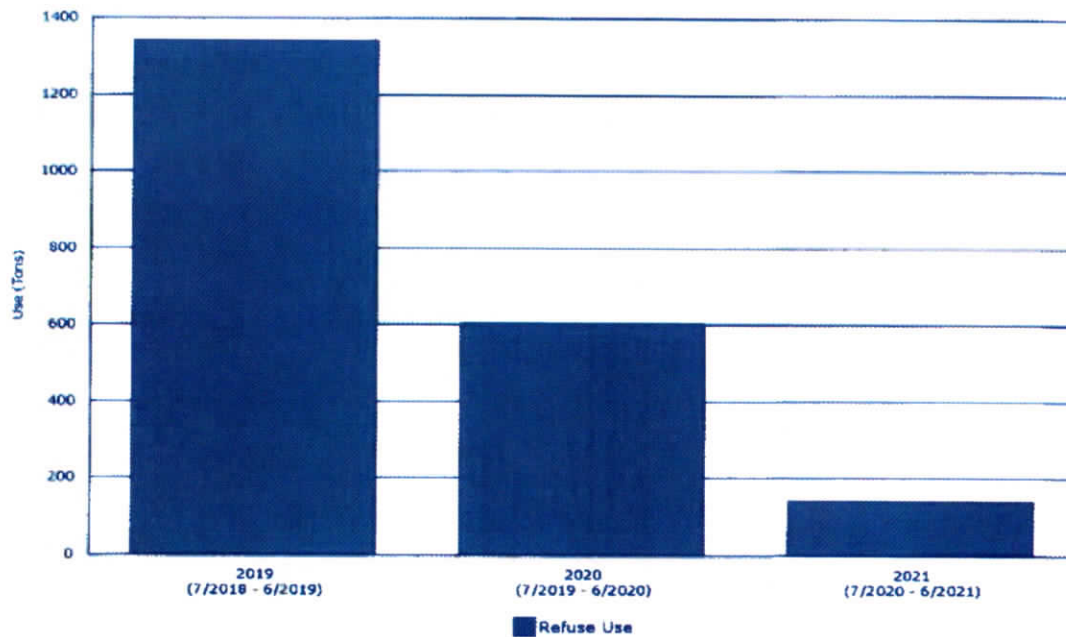
Period	Wastewater Use (Gallons)
2019	349,200
2020	736,100
2021	436,700

**Year-Over-Year Comparison**  
**Floyd County Board of Education**  
**Selected Facilities -- 7/2018 to 6/2021**  
**Allen Elementary**



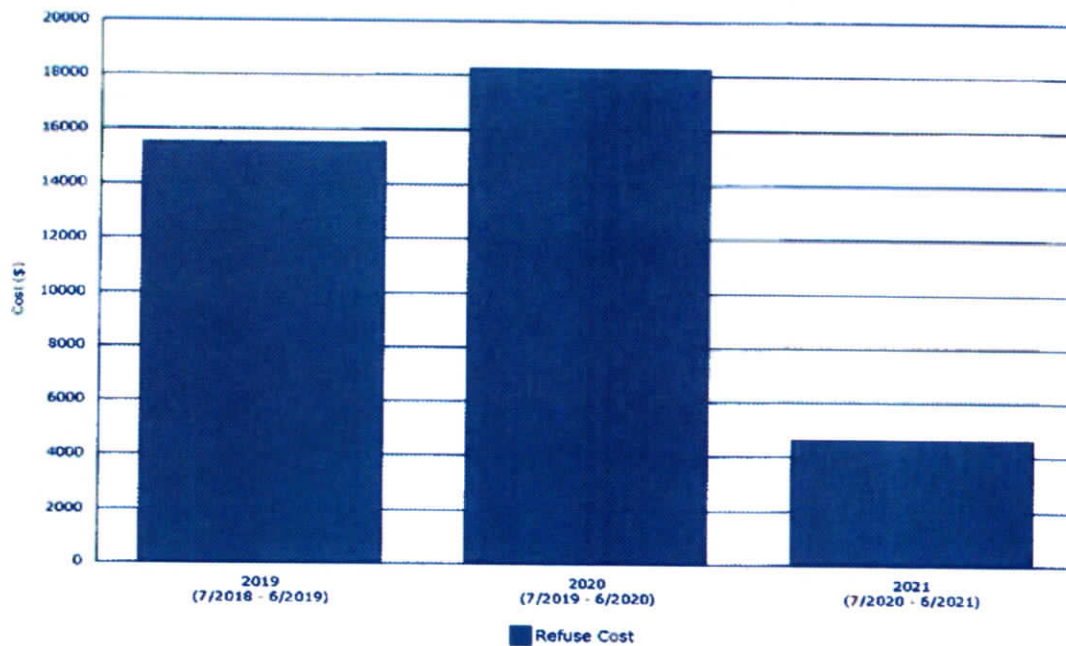
Period	Wastewater Cost
2019	\$3,468
2020	\$8,026
2021	\$4,762

**Year-Over-Year Comparison**  
**Floyd County Board of Education**  
**Selected Facilities -- 7/2018 to 6/2021**  
**Allen Elementary**



Period	Refuse Use (Tons)
2019	1,344
2020	608
2021	142

**Year-Over-Year Comparison**  
**Floyd County Board of Education**  
**Selected Facilities -- 7/2018 to 6/2021**  
**Allen Elementary**



Period	Refuse Cost
2019	\$15,554
2020	\$18,310
2021	\$4,657

# Monthly Heating and Cooling Degree Days

KY - JULIAN CARROLL AIRPORT (JKL) -- 07/2018 to 06/2021

Year	Month	Heating Degree Days	Cooling Degree Days
2018	July	0	339
2018	August	0	325
2018	September	9	256
2018	October	296	100
2018	November	664	0
2018	December	724	0
2019	January	912	0
2019	February	578	0
2019	March	642	0
2019	April	193	43
2019	May	55	166
2019	June	7	193
<b>Annual Totals</b>		<b>4,080</b>	<b>1,422</b>
2019	July	0	349
2019	August	0	330
2019	September	0	350
2019	October	180	77
2019	November	658	0
2019	December	661	0
2020	January	718	0
2020	February	633	0
2020	March	368	22
2020	April	330	9
2020	May	174	117
2020	June	2	241
<b>Annual Totals</b>		<b>3,724</b>	<b>1,495</b>
2020	July	0	432
2020	August	0	317
2020	September	50	154
2020	October	189	23
2020	November	379	14
2020	December	807	0
2021	January	867	0
2021	February	839	0
2021	March	387	3
2021	April	275	29
2021	May	132	97
2021	June	0	269
<b>Annual Totals</b>		<b>3,925</b>	<b>1,338</b>