

Issue Paper

DATE:

10/01/2021

AGENDA ITEM (ACTION ITEM):

Consider/Approve the Site Alteration and funding request for Scott H.S. to construct two pull-up and one dip bars for the JROTC obstacle course.

APPLICABLE BOARD POLICY:

05.11 Alterations of Building and Grounds policy

HISTORY/BACKGROUND:

JROTC request approval for Site Alterations in order for cadets to improve their physical fitness. Volunteers shall install poles and bars in accordance with Kenton County District Support Operation Staff. Location of bars will be southwest of football field. See attached map.

FISCAL/BUDGETARY IMPACT:

\$1,422 - District General Fund Career & Technical Instructional Budget

RECOMMENDATION:

Approval of the Site Alteration and funding request for Scott H.S. to construct two pull-up and one dip bars for the JROTC obstacle course.

CONTACT PERSON:

CSM Jeffrey Stone



Principal/Administrator


District Administrator


Superintendent

Use this form to submit your request to the Superintendent for items to be added to the Board Meeting Agenda.

Principal –complete, print, sign and send to your Director. Director –if approved, sign and put in the Superintendent's mailbox.



ArmyPRT.com

U.S. Army Physical Readiness Training Information

Layout and Specifications

This is From: FM 7-22 October 2012

LAYOUT

Figure B-1 shows the climbing bar layout required for toughening and sustaining phase PRT drills.



Figure B-1. Climbing bars

SPECIFICATIONS

The specifications for the climbing bars follow:

- Five posts.
 - Each of the five posts measures 6 inches square by 12 feet long.
 - Each post is sunk 3 feet into the ground.
- Two bars.
 - Each of the two bars is a threaded water pipe.
 - Each bar measures 1.5 inches outside diameter by 12 feet long.
 - Each bar has two 1-inch deep end caps.
 - The bars are through the 6 by 6s at 7.5 and 8 feet above the ground.
- The distance from inside post edge to inside post edge is about 62 inches (Figure B-2). This is to allow enough bar space to conduct all exercises safely.

- The step-ups (16 inches long) are cut from 4 by 4 inches by 8-foot posts and secured to the 6 by 6s with 3-inch screws that are countersunk.
- The step-ups on the outside 6 by 6 posts are 18 inches from the ground; the step-ups on the inside post are 24 inches above the ground (Figure B-3).

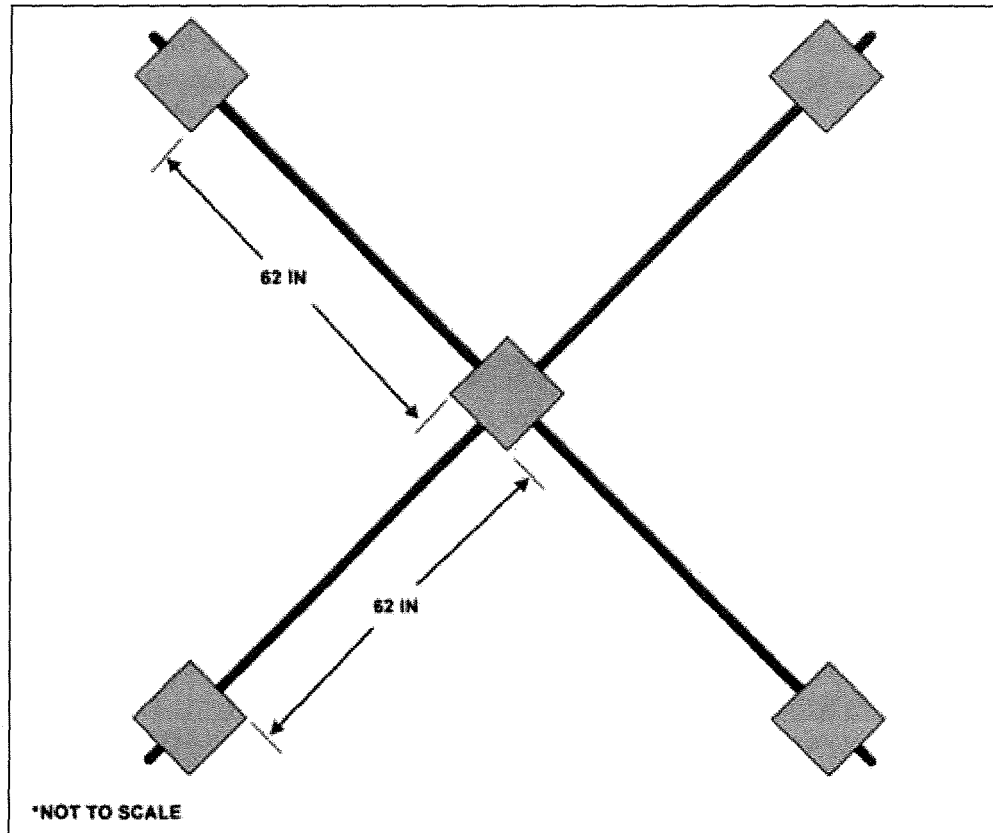


Figure B-2. Climbing bars, dimensions, top view

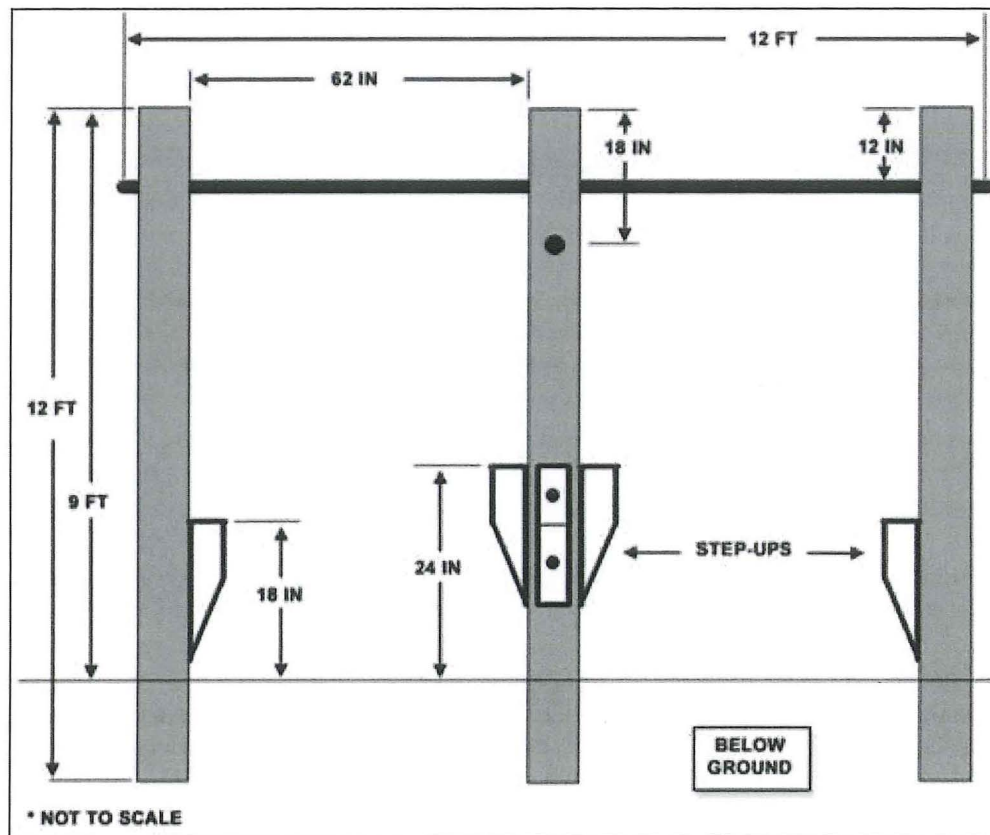


Figure B-3. Climbing bar dimensions, side view

Printed at: http://www.armyprt.com/climbing_bars/layout.shtml



KENTON COUNTY
Junior Reserve Officers' Training Corps
"Wolf Pack Battalion"
5400 Old Taylor Mill Rd
Taylor Mill, KY 41015



25 Oct 2021


MEMORANDUM FOR: Board decision to approve JROTC obstacle budget for 21-22 school year.

SUBJECT: Pull-up and dip bar items and cost.

1. Cost for pull-up and dip bars.

Item	Quantity	Price	Total
6"x6"x12' Post	11	\$38.00	\$608.00
4"x4"x12' Post	2	\$14.00	\$28.00
1 1/2"x12' Steel Pipe	6	\$54.00	\$324.00
End Caps	12	\$3.00	\$36.00
3/8"x8" Screws	32	\$3.00	\$96.00
Quikrete Bag	66	\$5.00	\$330.00
		Total	\$1422.00

2. The point of contact for this memorandum is CSM(R) Jeffrey M. Stone at 360-561-9749 or jeffrey.stone@kenton.kyschools.us.


Jeffrey M. Stone
CSM, U.S. Army (RET)
Senior Army Instructor