



FLOYD COUNTY BOARD OF EDUCATION
Anna Whitaker Shepherd, Superintendent
442 KY RT 550
Eastern, KY 41622
Telephone (606) 886-2354 Fax (606) 886-4550
www.floyd.kyschools.us

Linda C. Gearheart, Board Chair - District 1
William Newsome, Jr., Vice-Chair - District 3
Dr. Chandra Varia, Member - District 2
Keith Smallwood, Member - District 4
Steve Stone, Member - District 5

Consent Agenda Item (Action Item): Receive Utility Report for Adams Middle School.

Applicable State or Regulations:

Fiscal/Budgetary Impact:

2019/2020 SY (July 19- June 20) \$90,596
2020/2021 SY (July 20- June 21) \$79,383

History/Background:

August 2021

Board received utility report for John M. Stumbo Elementary.

Recommended Action: To accept report as presented.

Contact Person(s):


Linda Hackworth
606-874-9569

N/A
Principal

Linda Hackworth
Director

Anna W. Shepherd
Superintendent

Date: September 8, 2021



Utility Report

September 27, 2021

Adams Middle School

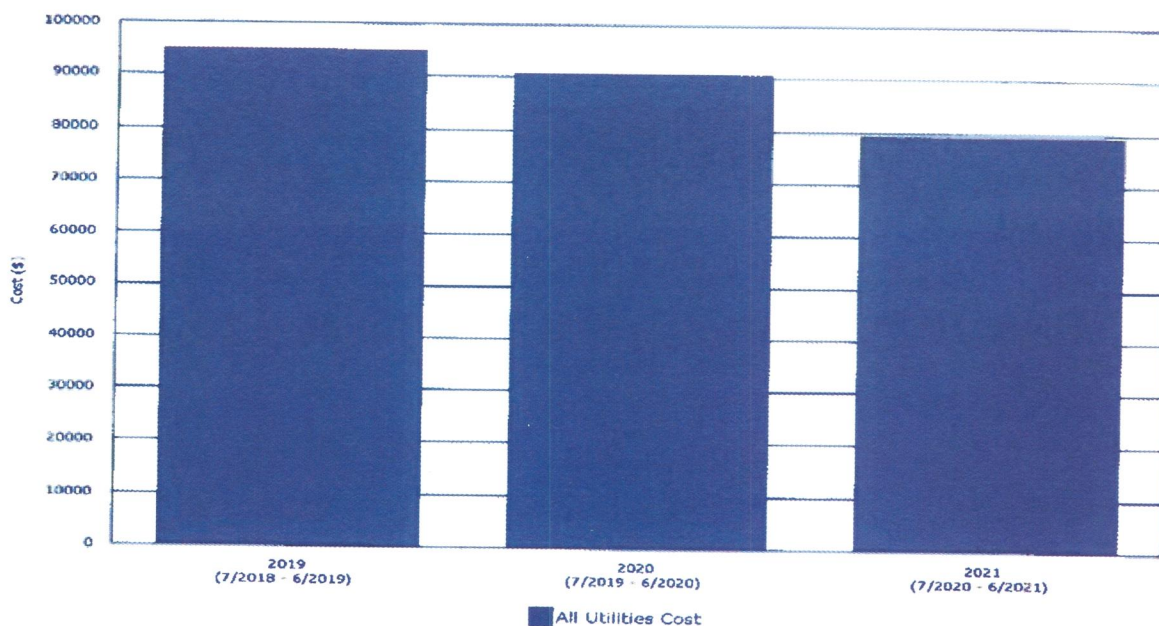
2019/2020 / 2020/2021

School Years



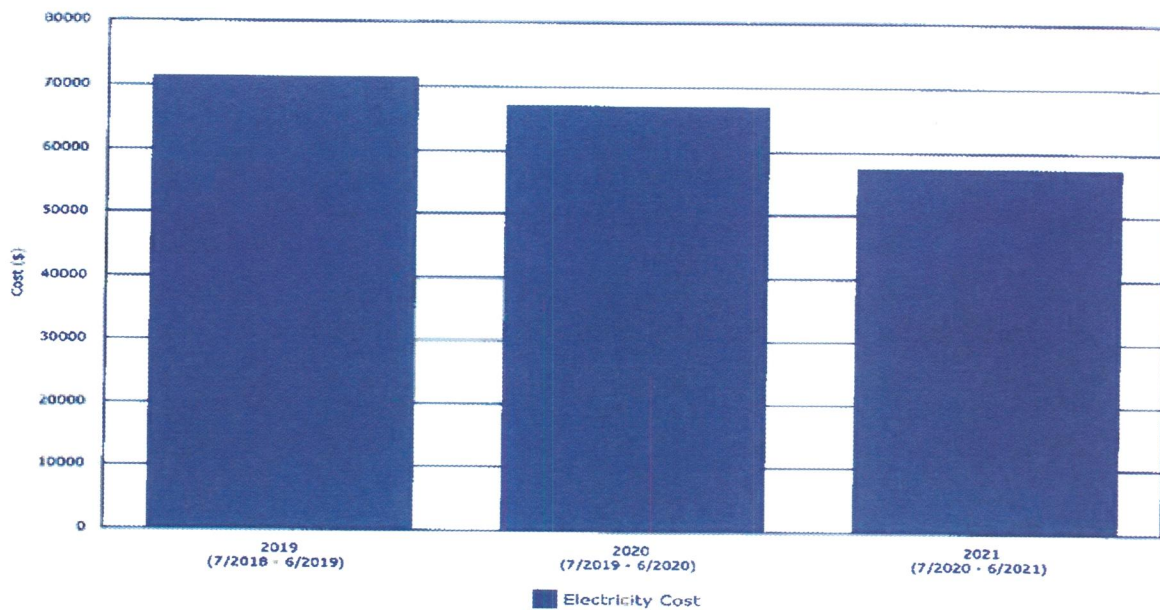
The Floyd County Board of Education does not discriminate on the basis of race, color, national origin, age, religion, marital status, sex, or disability in employment, educational programs, or activities as set forth in Title IX & VI, and in Section 504.

Year-Over-Year Comparison
Floyd County Board of Education
Selected Facilities -- 7/2018 to 6/2021
Adams Middle School



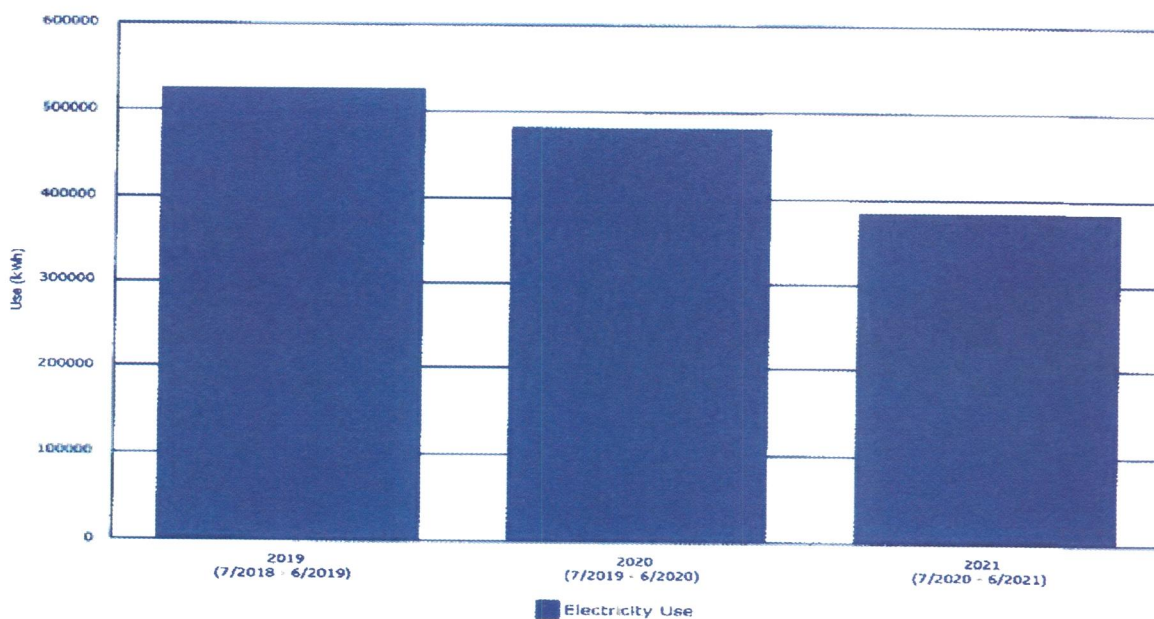
Period	All Utilities Cost
2019	
2020	\$94,897
2021	\$90,596
	\$79,383

Year-Over-Year Comparison
Floyd County Board of Education
Selected Facilities -- 7/2018 to 6/2021
Adams Middle School



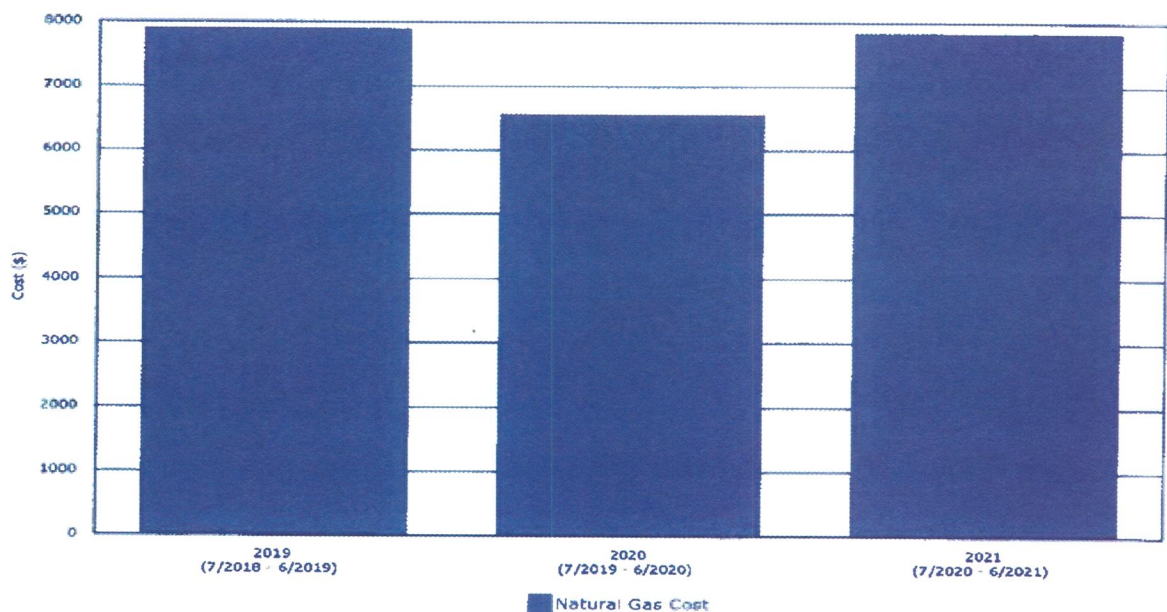
Period	Electricity Cost
2019	\$71,461
2020	\$67,075
2021	\$57,499

Year-Over-Year Comparison
Floyd County Board of Education
Selected Facilities -- 7/2018 to 6/2021
Adams Middle School



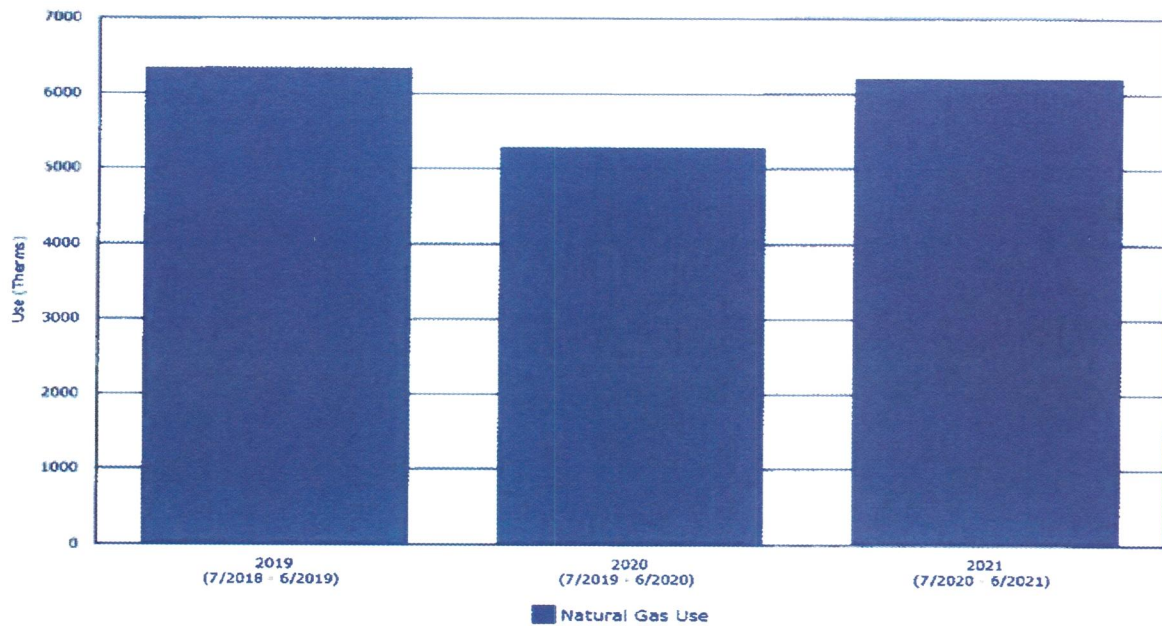
Period	Electricity Use (kWh)
2019	525,386
2020	481,954
2021	384,407

Year-Over-Year Comparison
Floyd County Board of Education
Selected Facilities -- 7/2018 to 6/2021
Adams Middle School



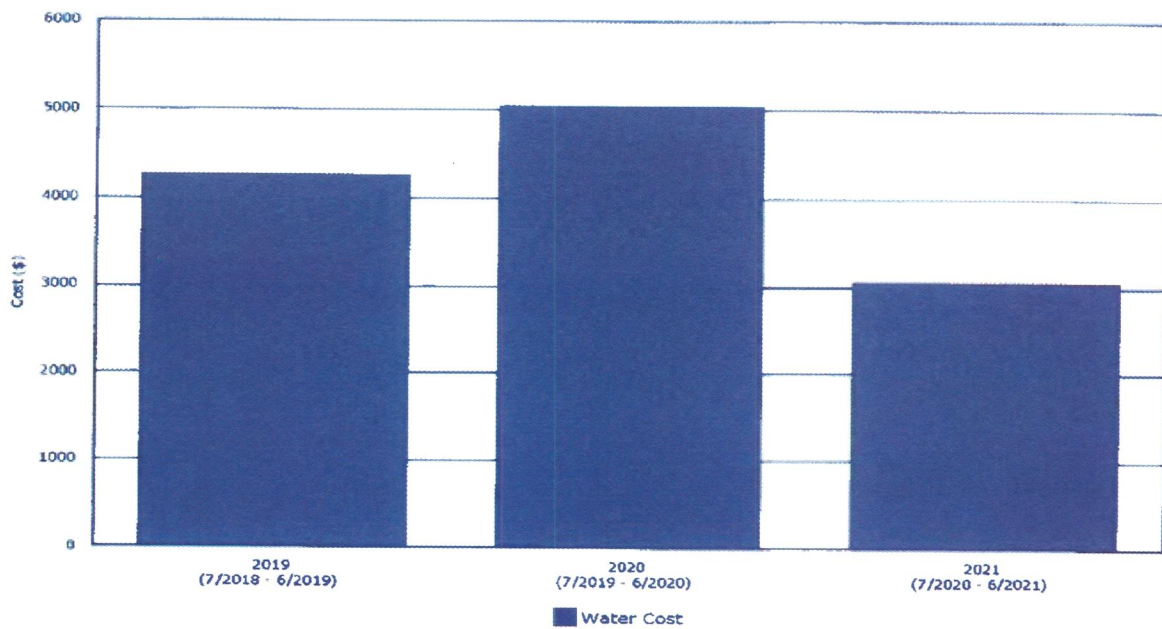
Period	Natural Gas Cost
2019	\$7,897
2020	\$6,579
2021	\$7,848

Year-Over-Year Comparison
Floyd County Board of Education
Selected Facilities -- 7/2018 to 6/2021
Adams Middle School



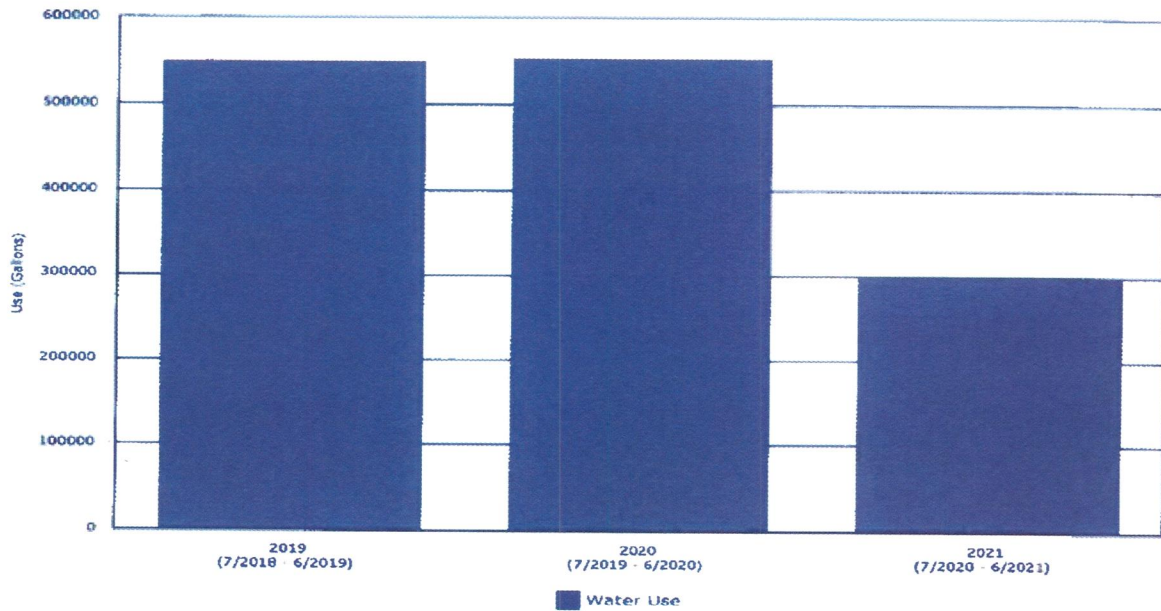
Period	Natural Gas Use (Therms)
2019	6,332
2020	5,274
2021	6,199

Year-Over-Year Comparison
Floyd County Board of Education
Selected Facilities -- 7/2018 to 6/2021
Adams Middle School



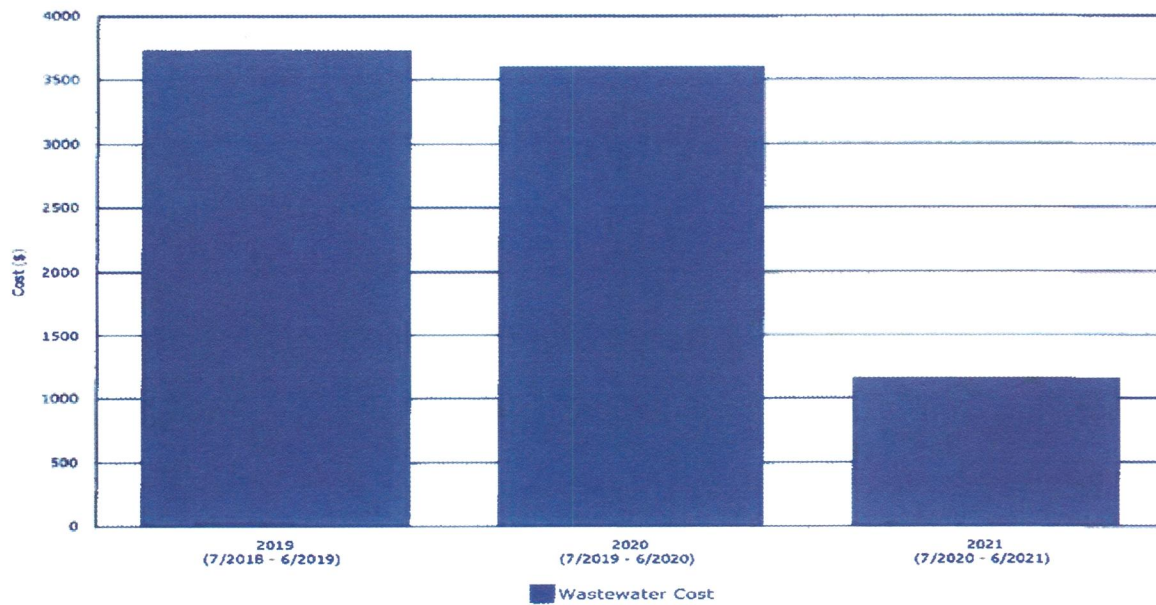
Period	Water Cost
2019	\$4,256
2020	\$5,033
2021	\$3,062

Year-Over-Year Comparison
Floyd County Board of Education
Selected Facilities -- 7/2018 to 6/2021
Adams Middle School



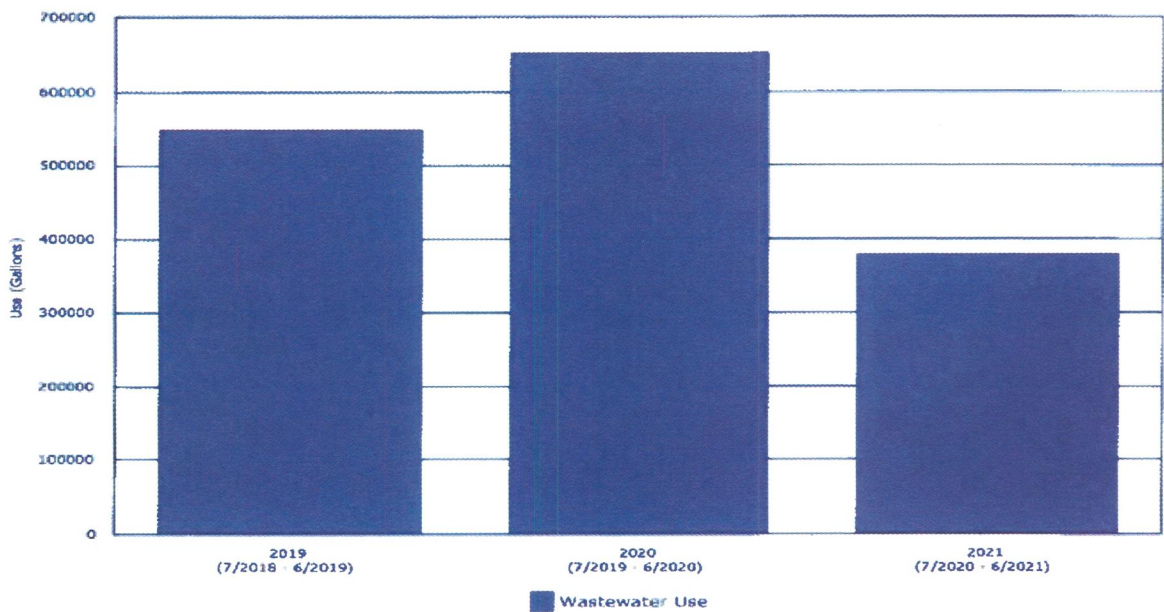
Period	Water Use (Gallons)
2019	549,800
2020	552,900
2021	298,600

Year-Over-Year Comparison
Floyd County Board of Education
Selected Facilities -- 7/2018 to 6/2021
Adams Middle School




Period	Wastewater Cost
2019	\$3,732
2020	\$3,604
2021	\$1,159

Year-Over-Year Comparison
Floyd County Board of Education
Selected Facilities -- 7/2018 to 6/2021
Adams Middle School




Period	Wastewater Use (Gallons)
2019	549,800
2020	652,600
2021	380,600

Year-Over-Year Comparison
Floyd County Board of Education
Selected Facilities -- 7/2018 to 6/2021
Adams Middle School



Period	Refuse Cost
2019	\$8,646
2020	\$8,898
2021	\$9,003

Year-Over-Year Comparison
Floyd County Board of Education
Selected Facilities -- 7/2018 to 6/2021
Adams Middle School



Period	Refuse Use (Tons)
2019	1,832
2020	1,886
2021	1,908

Monthly Heating and Cooling Degree Days

KY - JULIAN CARROLL AIRPORT (JKL) -- 07/2018 to 06/2021

Year	Month	Heating Degree Days	Cooling Degree Days
2018	July	0	339
2018	August	0	325
2018	September	9	256
2018	October	296	100
2018	November	664	0
2018	December	724	0
2019	January	912	0
2019	February	578	0
2019	March	642	0
2019	April	193	43
2019	May	55	166
2019	June	7	193
Annual Totals		4,080	1,422
2019	July	0	349
2019	August	0	330
2019	September	0	350
2019	October	180	77
2019	November	658	0
2019	December	661	0
2020	January	718	0
2020	February	633	0
2020	March	368	22
2020	April	330	9
2020	May	174	117
2020	June	2	241
Annual Totals		3,724	1,495
2020	July	0	432
2020	August	0	317
2020	September	50	154
2020	October	189	23
2020	November	379	14
2020	December	807	0
2021	January	867	0
2021	February	839	0
2021	March	387	3
2021	April	275	29
2021	May	132	97
2021	June	0	269
Annual Totals		3,925	1,338