

DATE:

8/31/2021

AGENDA ITEM (ACTION ITEM):

Consider / Approve the Bid Award with Schrudde & Zimmerman, Inc. for the Piner Elementary Addition and Renovations Project (BG 21-135) with Schrudde and Zimmerman, Inc. and associated Kentucky Department of Education AIA (American Institute of Architects) Contract.

APPLICABLE BOARD POLICY:

01.1 Legal Status of the Board; 04.31 Authority to Encumber and Expend Funds: 702 KAR 4:160

HISTORY/BACKGROUND:

Piner Elementary is in need of additional space and some renovations to existing spaces. The original BG-1 (Buildings and Grounds) Construction Application was approved by the Kenton County Board of Education on December 7, 2020. Bids were opened and read on August 3, 2021 for the Piner Elementary Addition and Renovations Project. Three (3) bids were received: Ashley Builders, Century Construction, and Schrudde & Zimmerman. Schrudde and Zimmerman was the lowest and best bid including Bid Alternates 1, 2, 3, 4, 5, 6, 7, 8, 9, and 10.

FISCAL/BUDGETARY IMPACT:

\$8,373,700.00

RECOMMENDATION:

Approve the Bid Award with Schrudde and Zimmerman, Inc. for the Piner Elementary Addition and Renovations Project (BG 21-135) with Schrudde and Zimmerman, Inc. and associated Kentucky Department of Education AIA (American Institute of Architects) Contract.

CONTACT PERSON:

Rob Haney, Chief Operations Officer

Principal/Administrator

Rob Haney

District Administrator

[Signature]

Superintendent

**THE KENTON COUNTY SCHOOL DISTRICT
PINER ELEMENTARY ADDITION & RENOVATION (BG 21-135)
BID TABULATION**

BID (60 points Possible)													
Bidder	Base Bid	Alternate No. 1 (Admin Office/Staff Lounge/Add Cafeteria Windows)	Alternate No. 2 (Provide Owner preferred hardware manufacturers and series.)	Alternate No. 3 (Add Lighting Replacement)	Alternate No. 4 (Tackboards/markers/ boards/cubbies)	Alternate No. 5 (Provide Tridium N4 controls, installed by Siemens.)	Alternate No. 6 (Convection oven, pass- thru warmer, work table, shelving)	Alternate No. 7 (Dishwashing system)	Alternate No. 8 (Replace existing sewage treatment plant)	Alternate No. 9 (Walk-in and refrigeration accessories)	Alternate No. 10 (Replace existing 2" domestic water service with 3" water service.)	Total with Selected Alternates	Points Awarded
Ashley Builders	\$ 7,080,000.00	\$ 655,000.00	No Cost	\$ 223,600.00	\$ 23,000.00	\$ 59,000.00	\$ 64,000.00	\$ 52,000.00	\$ 308,000.00	\$ 60,000.00	No Cost	\$ 8,524,600.00	58.92
Century Construction	\$ 7,315,500.00	\$ 508,000.00	No Cost	\$ 226,000.00	\$ 29,000.00	\$ 60,000.00	\$ 80,000.00	\$ 58,000.00	\$ 315,000.00	\$ 61,400.00	\$ 14,250.00	\$ 8,667,150.00	57.90
Schrudde & Zimmerman, Inc.	\$ 6,998,000.00	\$ 510,000.00	No Cost	\$ 231,000.00	\$ 31,000.00	\$ 60,000.00	\$ 82,000.00	\$ 57,000.00	\$ 320,000.00	\$ 65,000.00	\$ 19,700.00	\$ 8,373,700.00	60.00

FIRM EXPERIENCE & QUALIFICATIONS (15 Points Possible)				
	Evaluator 1	Evaluator 2	Evaluator 3	Avg Score
Ashley Builders	8	9	9	8.7
Century Construction	12	12	13	12.3
Schrudde & Zimmerman	9	13	14	12.0
BUSINESS PRACTICE (10 Points Possible)				
	Evaluator 1	Evaluator 2	Evaluator 3	Avg Score
Ashley Builders	10	9	10	9.7
Century Construction	10	7	8	8.3
Schrudde & Zimmerman	10	8	10	9.3
REFERENCES (15 Points Possible)				
	Evaluator 1	Evaluator 2	Evaluator 3	Avg Score
Ashley Builders	12	15	13.5	13.5
Century Construction	13.5	14.25	13.5	13.8
Schrudde & Zimmerman	13.5	12.75	10.5	12.3

TOTALS (100 Points Possible)					
	BID	FIRM EXPERIENCE & QUALIFICATIONS	BUSINESS PRACTICE	REFERENCES	TOTAL POINTS
Ashley Builders	58.92	8.7	9.7	13.5	90.75
Century Construction	57.90	12.3	8.3	13.8	92.31
Schrudde & Zimmerman, Inc.	60.00	12.0	9.3	12.3	93.58

 = Best Overall Evaluated Bidder

*Radius Construction submitted a bid, but due to the large disparity between the low bid and their bid, they asked to not be considered. Additional information was not submitted for evaluation.



2021.08.25

Dr. Henry Webb, Superintendent of Schools
The Kenton County School District
1055 Eaton Drive
Ft. Wright, KY 41017

Re: BG. No. 21-135
Piner Elementary Addition and Renovations
Bid Recommendation

Dear Dr. Webb:

On Tuesday, August 3, 2021, bids were received for the Piner Elementary Addition and Renovations project.
The following four base bids were received:

Schrudde & Zimmerman, Inc.	\$ 6,998,000.00
Ashley Construction, Inc.	\$ 7,080,000.00
Century Construction, Inc.	\$ 7,315,500.00
Radius Construction Company, Inc.	\$ 8,125,500.00

We also received alternate bids for the following items:

Alternate No. 1: Renovation of the existing administrative offices, staff lounge, add windows to the Cafeteria.

Alternate No. 2: Provide Owner's preferred door hardware.

Alternate No. 3 Lighting replacement.

Alternate No. 4: Replace tackboards and markerboards. Install new cubbies.

Alternate No. 5: Provide Tridium HVAC controls.

Alternate No. 6 Install new convection oven, pass-thru warmer, work table, and shelving.

Alternate No. 7: Install new dishwashing system.

Alternate No. 8 Replace existing sewage treatment center.

Alternate No. 9: Replace existing walk-in cooler/freezer

Alternate No. 10: Replace existing 2" domestic water service with 3" domestic water service.

We at PCA Architecture agree with KCSD's internal assessment and selection of alternates as follows:

.....
1881 DIXIE HIGHWAY, SUITE 130 | FORT WRIGHT, KY 41011
T: 859.431.8612 | WWW.PCA-ARCH.COM

Alternate No. 1	Accepted
Alternate No. 2	Accepted
Alternate No. 3	Accepted
Alternate No. 4	Accepted
Alternate No. 5	Accepted
Alternate No. 6	Accepted
Alternate No. 7	Accepted
Alternate No. 8	Accepted
Alternate No. 9	Accepted
Alternate No. 10	Accepted

A meeting by KCDS was conducted to review the completeness of Schrudde & Zimmerman's apparent low bid. The design team also conducted a review of Schrudde & Zimmerman's bid and believes the bid to be complete and in full compliance with the requirements of the bidding documents.

Alternate prices submitted by Schrudde & Zimmerman's for accepted alternates are as follows:

Alternate No. 1	\$510,000.00
Alternate No. 2	No Cost
Alternate No. 3	\$231,000.00
Alternate No. 4	\$31,000.00
Alternate No. 5	\$60,000.00
Alternate No. 6	\$82,000.00
Alternate No. 7	\$57,000.00
Alternate No. 8	\$320,000.00
Alternate No. 9	\$65,000.00
Alternate No. 10	\$19,700.00

We recommend accepting the low base bid from Schrudde & Zimmerman, Inc. including aforementioned alternates for a total contract value of **\$8,373,700.00**.

Sincerely,
PCA ARCHITECTURE ^{PSC}



Ralph Cooper, R.A.

Kentucky Department of Education Version of AIA[®] Document A101[™] – 2007

Standard Form of Agreement Between Owner and Contractor where the basis of payment is a Stipulated Sum



This version of AIA Document A101[™]–2007 is modified by the Kentucky Department of Education. Publication of this version of AIA Document A101–2007 does not imply the American Institute of Architects' endorsement of any modification by the Kentucky Department of Education. A comparative version of AIA Document A101–2007 showing additions and deletions by the Kentucky Department of Education is available for review on the Kentucky Department of Education Web site.

Cite this document as "AIA Document A101[™]– 2007, Standard Form of Agreement Between Owner and Contractor where the basis of payment is a Stipulated Sum — KDE Version," or "AIA Document A101[™]–2007 — KDE Version."

Kentucky Department of Education Version of AIA Document A101 – 2007

Standard Form of Agreement Between Owner and Contractor where the basis of payment is a Stipulated Sum

AGREEMENT made as of the Sixteenth day of August
in the year Two-thousand Twenty-one
(In words, indicate day, month and year.)

BETWEEN the Owner:
(Name, legal status, address and other information)
Kenton County Board of Education
1055 Eaton Drive
Ft. Wright, KY 41017

and the Contractor:
(Name, legal status, address and other information)
Schrudde & Zimmerman, Inc.
1671 Park Road, Suite No. 11
Ft. Wright, KY 41011

for the following Project:
(Name, location and detailed description)
Addition & Renovation / Piner Elementary
2845 Piner Ridge Road, Morning View, KY

The Architect:
(Name, legal status, address and other information)
PCA Architecture, PSC
1881 Dixie Highway, Suite 130
Ft. Wright, KY 41011

The Owner and Contractor agree as follows.



This version of AIA Document A101–2007 is modified by the Kentucky Department of Education. Publication of this version of AIA Document A101 does not imply the American Institute of Architects' endorsement of any modification by the Kentucky Department of Education. A comparative version of AIA Document A101–2007 showing additions and deletions by the Kentucky Department of Education is available for review on the Kentucky Department of Education Web site.

This document has important legal consequences. Consultation with an attorney is encouraged with respect to its completion or modification.

Init.

AIA Document A101–2007. Copyright © 1915, 1918, 1925, 1937, 1951, 1958, 1961, 1963, 1967, 1974, 1977, 1987, 1991, 1997 and 2007 by The American Institute of Architects. All rights reserved. Kentucky Department of Education Version of AIA Document A101–2007. Copyright © 2014 by The American Institute of Architects. All rights reserved. **WARNING: This AIA® Document is protected by U.S. Copyright Law and International Treaties. Unauthorized reproduction or distribution of this AIA® Document, or any portion of it, may result in severe civil and criminal penalties, and will be prosecuted to the maximum extent possible under the law.** This document was created on 08/16/2021 13:48:07 under license number 2010752666, and is not for resale. This document is licensed by The American Institute of Architects for one-time use only, and may not be reproduced prior to its completion.

TABLE OF ARTICLES

- 1 THE CONTRACT DOCUMENTS
- 2 THE WORK OF THIS CONTRACT
- 3 DATE OF COMMENCEMENT AND SUBSTANTIAL COMPLETION
- 4 CONTRACT SUM
- 5 PAYMENTS
- 6 DISPUTE RESOLUTION
- 7 TERMINATION OR SUSPENSION
- 8 MISCELLANEOUS PROVISIONS
- 9 ENUMERATION OF CONTRACT DOCUMENTS
- 10 INSURANCE AND BONDS

ARTICLE 1 THE CONTRACT DOCUMENTS

The Contract Documents consist of this Agreement, Conditions of the Contract (General, Supplementary and other Conditions), Owner direct Purchase Orders, Drawings, Specifications, Addenda issued prior to execution of this Agreement, other documents listed in this Agreement and Modifications issued after execution of this Agreement, all of which form the Contract, and are as fully a part of the Contract as if attached to this Agreement or repeated herein. The Contract represents the entire and integrated agreement between the parties hereto and supersedes prior negotiations, representations or agreements, either written or oral. An enumeration of the Contract Documents, other than a Modification, appears in Article 9.

ARTICLE 2 THE WORK OF THIS CONTRACT

The Contractor shall fully execute the Work described in the Contract Documents, except as specifically indicated in the Contract Documents to be the responsibility of others.

ARTICLE 3 DATE OF COMMENCEMENT AND SUBSTANTIAL COMPLETION

§ 3.1 The date of commencement of the Work shall be the date of this Agreement unless a different date is stated below or provision is made for the date to be fixed in a notice to proceed issued by the Owner.

(Insert the date of commencement if it differs from the date of this Agreement or, if applicable, state that the date will be fixed in a notice to proceed.)

If, prior to the commencement of the Work, the Owner requires time to file mortgages and other security interests, the Owner's time requirement shall be as follows:

§ 3.2 The Contract Time shall be measured from the date of commencement.

Init.

§ 3.3 The Contractor shall achieve Substantial Completion of the entire Work not later than

() days from the date of commencement, or as follows:

(Insert number of calendar days. Alternatively, a calendar date may be used when coordinated with the date of commencement. If appropriate, insert requirements for earlier Substantial Completion of certain portions of the Work. Either list requirements for earlier Substantial Completion here or refer to an exhibit attached to this Agreement.)

Portion of Work	Substantial Completion Date
Phase 1A	Prior to 2022-2023 school year
Phase 1B	Prior to 2022-2023 school year
Phase 2A	Prior to 2022-2023 school year
Phase 2B	Prior to 2022-2023 school year
Phase 2C	08/21/2023

, subject to adjustments of this Contract Time as provided in the Contract Documents.

Liquidated Damages: As actual damages for delay in completion of Work are impossible to determine, the Contractor and his Surety shall be liable for and shall pay to the Owner the sum of two-thousand dollars

(\$ 2,000.00), not as a penalty, but as fixed, agreed and liquidated damages for each calendar day of delay until the Contract Work is substantially completed as defined in the General Conditions of the Contract for Construction. The Owner shall have the right to deduct liquidated damages from money in hand otherwise due, or to become due, to the Contractor, or to sue and recover compensation for damages for failure to substantially complete the Work within the time stipulated herein. Said liquidated damages shall cease to accrue from the date of Substantial Completion.

ARTICLE 4 CONTRACT SUM

§ 4.1 The Owner shall pay the Contractor the Contract Sum in current funds for the Contractor's performance of the Contract. The Contract Sum shall be

Five-million, seven-hundred nineteen-thousand, three-hundred, thirteen dollars and fifty-nine cents (\$ 5,719,313.59), subject to additions and deductions as provided in the Contract Documents.

(List the base bid amount, sum of accepted alternates, total construction cost (the sum of base bid amount plus sum of accepted alternates), sum of Owner's direct Purchase Orders. The Contract Sum shall equal the sum of Total Construction Cost, less Owner direct Purchase Orders. Either list this information here or refer to an exhibit attached to this Agreement.)

	Amount
Base Bid	\$ 6,998,000.00
Sum of Accepted Alternates	\$ 1,375,700.00
Total Construction Cost (the sum of base bid amount plus sum of accepted alternates)	\$ 8,373,700.00
Sum of Owner's direct Purchase Orders	\$ 2,654,386.41
Contract Sum (total construction cost less Owner direct Purchase Orders)	\$ 5,719,313.59

Init.

AIA Document A101-2007. Copyright © 1915, 1918, 1925, 1937, 1951, 1958, 1961, 1963, 1967, 1974, 1977, 1987, 1991, 1997 and 2007 by The American Institute of Architects. All rights reserved. Kentucky Department of Education Version of AIA Document A101-2007. Copyright © 2014 by The American Institute of Architects. All rights reserved. **WARNING: This AIA® Document is protected by U.S. Copyright Law and International Treaties. Unauthorized reproduction or distribution of this AIA® Document, or any portion of it, may result in severe civil and criminal penalties, and will be prosecuted to the maximum extent possible under the law.** This document was created on 08/16/2021 13:48:07 under license number 2010752666, and is not for resale. This document is licensed by The American Institute of Architects for one-time use only, and may not be reproduced prior to its completion.

§ 4.2 The Contract Sum is based upon the following alternates, if any, which are described in the Contract Documents and are hereby accepted by the Owner:

(State the numbers or other identification of accepted alternates. If the bidding or proposal documents permit the Owner to accept other alternates subsequent to the execution of this Agreement, attach a schedule of such other alternates showing the amount for each and the date when that amount expires. Either list alternates here or refer to an exhibit attached to this Agreement.)

Number	Item Description	Amount
See attached list	See attached list	
	Total of Alternates	\$1,375,700.00

§ 4.3 Unit prices, if any:

(Identify and state the unit price; state quantity limitations, if any, to which the unit price will be applicable. Either list unit prices here or refer to an exhibit attached to this Agreement.)

See attached "UNIT PRICES" included in the "Form of Proposal."

Item	Units and Limitations	Price per Unit (\$0.00)
------	-----------------------	-------------------------

§ 4.4 Allowances included in the Contract Sum, if any:

(Identify allowance and state exclusions, if any, from the allowance price. Either list allowances here or refer to an exhibit attached to this Agreement.)

Item	Price
Undercutting, backfilling, compacting as listed in Section 012100	\$1.50/SF

Init.

ARTICLE 5 PAYMENTS

§ 5.1 PROGRESS PAYMENTS

§ 5.1.1 Based upon Applications for Payment submitted to the Architect by the Contractor and Certificates for Payment issued by the Architect, the Owner shall make progress payments on account of the Contract Sum to the Contractor as provided below and elsewhere in the Contract Documents.

§ 5.1.2 The period covered by each Application for Payment shall be one calendar month ending on the last day of the month, or as follows:

§ 5.1.3 Provided that an Application for Payment is received by the Architect not later than the 25th day of a month, the Owner shall make payment of the certified amount to the Contractor not later than the 30th day of the following month. If an Application for Payment is received by the Architect after the application date fixed above, payment shall be made by the Owner not later than sixty (60) days after the Architect receives the Application for Payment.

State law (KRS 371.405) requires the Owner to pay undisputed Applications for Payment within forty-five (45) business days following receipt of the invoices. If the Owner fails to pay the Contractor within forty-five (45) business days following receipt of an undisputed Application for Payment, state law requires the Owner shall pay interest to the Contractor beginning on the forty-sixth business day after receipt of the Application for Payment, computed at the rate required by state law.

§ 5.1.4 Each Application for Payment shall be based on the most recent schedule of values submitted by the Contractor in accordance with the Contract Documents. The schedule of values shall allocate the entire Contract Sum among the various portions of the Work. The schedule of values shall be prepared in such form and supported by such data to substantiate its accuracy as the Architect may require. This schedule, unless objected to by the Architect, shall be used as a basis for reviewing the Contractor's Applications for Payment.

§ 5.1.5 Applications for Payment shall show the percentage of completion of each portion of the Work as of the end of the period covered by the Application for Payment.

§ 5.1.6 Subject to other provisions of the Contract Documents, the amount of each progress payment shall be computed as follows:

- .1 Take that portion of the Contract Sum properly allocable to completed Work as determined by multiplying the percentage completion of each portion of the Work by the share of the Contract Sum allocated to that portion of the Work in the schedule of values, less retainage of ten percent (10.0%). Pending final determination of cost to the Owner of changes in the Work, amounts not in dispute shall be included as provided in Section 7.3.9 of AIA Document A201™-2007, General Conditions of the Contract for Construction — KDE Version;
- .2 Add that portion of the Contract Sum properly allocable to materials and equipment delivered and suitably stored at the site for subsequent incorporation in the completed construction (or, if approved in advance by the Owner, suitably stored off the site at a location agreed upon in writing), less retainage of ten percent (10.0%);
- .3 Subtract the aggregate of previous payments made by the Owner; and
- .4 Subtract amounts, if any, for which the Architect has withheld or nullified a Certificate for Payment as provided in Section 9.5 of AIA Document A201-2007 — KDE Version.

§ 5.1.7 The progress payment amount determined in accordance with Section 5.1.6 shall be further modified under the following circumstances:

- .1 Add, upon Substantial Completion of the Work, a sum sufficient to increase the total payments to the full amount of the Contract Sum, less such amounts as the Architect shall determine for incomplete Work, retainage applicable to such work and unsettled claims; and
(Section 9.8.5 of AIA Document A201-2007 — KDE Version requires release of applicable retainage upon Substantial Completion of Work with consent of surety, if any.)

- .2 Add, if final completion of the Work is thereafter materially delayed through no fault of the Contractor, any additional amounts payable in accordance with Section 9.10.3 of AIA Document A201-2007 — KDE Version.

§ 5.1.8 Reduction or limitation of retainage, if any, shall be as follows:

When Owner direct Purchase Orders are used, retainage that would otherwise be held on materials and equipment shall transfer to the Contractor, and the material suppliers will be paid the full amount of their invoices. The Owner shall retain ten percent (10%) from each Application for Payment, and an amount equal to ten percent (10%) of approved Purchase Order payments, up to fifty percent (50%) completion of the Work, then provided the Work is on schedule and satisfactory, and upon written request of the Contractor together with consent of surety and the recommendation of the Architect, the Owner shall approve a reduction in Retainage to five percent (5%) of the current Contract Sum plus Purchase Orders. No part of the five percent (5%) retainage shall be paid until after Substantial Completion of the Work, as defined in the General Conditions of the Contract for Construction. After Substantial Completion, if reasons for reduction in retainage are certified in writing by the Architect, a reduction to a lump sum amount less than the five percent (5%) retainage may be approved by the Owner when deemed reasonable. The minimum lump sum retainage shall be twice the estimated cost to correct deficient or incomplete work.

§ 5.1.9 Except with the Owner's prior approval, the Contractor shall not make advance payments to suppliers for materials or equipment which have not been delivered and stored at the site.

§ 5.2 FINAL PAYMENT

§ 5.2.1 Final payment, constituting the entire unpaid balance of the Contract Sum, shall be made by the Owner to the Contractor when

- .1 the Contractor has fully performed the Contract except for the Contractor's responsibility to correct Work as provided in Section 12.2.2 of AIA Document A201-2007 — KDE Version, and to satisfy other requirements, if any, which extend beyond final payment;
- .2 a final Certificate for Payment has been issued by the Architect; and
- .3 the Contractor provides the Owner with affidavits that all payrolls, bills for materials, supplies and equipment, and other indebtedness connected with the Work have been paid or otherwise satisfied, and with Consent of Surety for final payment.

ARTICLE 6 DISPUTE RESOLUTION

§ 6.1 INITIAL DECISION MAKER

The Architect will serve as Initial Decision Maker pursuant to Section 15.2 of AIA Document A201-2007 — KDE Version, unless the parties appoint below another individual, not a party to this Agreement, to serve as Initial Decision Maker.

(If the parties mutually agree, insert the name, address and other contact information of the Initial Decision Maker, if other than the Architect.)

§ 6.2 BINDING DISPUTE RESOLUTION

For any Claim subject to, but not resolved by, mediation pursuant to Section 15.3 of AIA Document A201-2007 — KDE Version, the method of binding dispute resolution shall be as follows:

(Check the appropriate box. If the Owner and Contractor do not select a method of binding dispute resolution below, or do not subsequently agree in writing to a binding dispute resolution method other than litigation, Claims will be resolved by litigation in a court of competent jurisdiction.)

- ☐ Arbitration pursuant to Section 15.4 of AIA Document A201-2007 — KDE Version
- ☐ Litigation in a court of competent jurisdiction where the Project is located
- ☒ Other: *(Specify)*
Non-binding arbitration followed by litigation in court of competent jurisdiction where the Project is located.

ARTICLE 7 TERMINATION OR SUSPENSION

§ 7.1 The Contract may be terminated by the Owner or the Contractor as provided in Article 14 of AIA Document A201-2007 — KDE Version.

§ 7.2 The Work may be suspended by the Owner as provided in Article 14 of AIA Document A201-2007 — KDE Version.

ARTICLE 8 MISCELLANEOUS PROVISIONS

§ 8.1 Where reference is made in this Agreement to a provision of AIA Document A201-2007 — KDE Version or another Contract Document, the reference refers to that provision as amended or supplemented by other provisions of the Contract Documents.

§ 8.2 Payments due and unpaid under the Contract shall bear interest from the date payment is due at such rate required by state law, or in the absence of law, at the legal rate prevailing at the time and place where the Project is located.
(Insert rate of interest agreed upon, if any.)

§ 8.3 The Owner's representative:
(Name, address and other information)

Mr. Mike Blau
Kenton County Board of Education
1055 Eaton Drive
Ft. Wright, KY 41017
M: 859-468-3530

§ 8.4 The Contractor's representative:
(Name, address and other information)

Mr. Mark N. Zimmerman
Schrudde & Zimmerman, Inc.
1671 Park Road, Suite No. 11
Ft. Wright, KY 41011
O: 859-331-3160

Init.

§ 8.5 Neither the Owner's nor the Contractor's representative shall be changed without ten days written notice to the other party.

§ 8.6 Other provisions:

ARTICLE 9 ENUMERATION OF CONTRACT DOCUMENTS

§ 9.1 The Contract Documents, except for Modifications issued after execution of this Agreement, are enumerated in the sections below.

§ 9.1.1 The Agreement is this executed AIA Document A101-2007, Standard Form of Agreement Between Owner and Contractor — KDE Version.

§ 9.1.2 The General Conditions are AIA Document A201-2007, General Conditions of the Contract for Construction — KDE Version.

§ 9.1.3 The Supplementary and other Conditions of the Contract:

(Either list Supplementary and other Conditions of the Contract here or refer to an exhibit attached to this Agreement.)

Supplementary General Conditions, five (5) pages, included in Volume 1 of the Project Manual

Document	Title	Date	Pages
----------	-------	------	-------

§ 9.1.4 The Specifications:

(Either list the Specifications here or refer to an exhibit attached to this Agreement.)

See Attachment "B"

Section	Title	Date	Pages
---------	-------	------	-------

Init.

§ 9.1.5 The Drawings:

(Either list the Drawings here or refer to an exhibit attached to this Agreement.)

See Attachment "C".

Number	Title	Date
--------	-------	------

§ 9.1.6 The Addenda, if any:

(Either list the Addenda here or refer to an exhibit attached to this Agreement.)

Number	Date	Pages
Addendum No. 1	2021.07.02	1 page total
Addendum No. 2	2021.07.14	160 pages total
Addendum No. 3	2021.07.20	41 pages total
Addendum No. 4	2021.07.27	56 pages total

Portions of Addenda relating to bidding requirements are not part of the Contract Documents unless the bidding requirements are also enumerated in this Article 9.

§ 9.1.7 Additional documents, if any, forming part of the Contract Documents:

- 1 AIA Document E201™-2007, Digital Data Protocol Exhibit, if completed by the parties, or the following:

Init.

.2 Other documents, if any, listed below:

(List here any additional documents that are intended to form part of the Contract Documents. AIA Document A201-2007 — KDE Version provides that bidding requirements such as advertisement or invitation to bid, Instructions to Bidders, sample forms and the Contractor's bid are not part of the Contract Documents unless enumerated in this Agreement. They should be listed here only if intended to be part of the Contract Documents.)

- A. AIA Document A701-1997, Instructions to Bidders — KDE Version
- B. Contractor's Form of Proposal
- C. KDE Purchase Order Summary Form

ARTICLE 10 INSURANCE AND BONDS

The Contractor shall purchase and maintain insurance and provide bonds as set forth in Article 11 of AIA Document A201-2007 — KDE Version.

(State bonding requirements, if any, and limits of liability for insurance required in Article 11 of AIA Document A201-2007 — KDE Version. Either list insurance and bond information here or refer to an exhibit attached to this Agreement.)

Type of Insurance or Bond

Limit of Liability or Bond Amount (\$0.00)

This Agreement entered into as of the day and year first written above.

OWNER (Signature)

CONTRACTOR (Signature)

(Printed name and title)

(Printed name and title)

Init.

AIA Document A101-2007. Copyright © 1915, 1918, 1925, 1937, 1951, 1958, 1961, 1963, 1967, 1974, 1977, 1987, 1991, 1997 and 2007 by The American Institute of Architects. All rights reserved. Kentucky Department of Education Version of AIA Document A101-2007. Copyright © 2014 by The American Institute of Architects. All rights reserved. **WARNING: This AIA® Document is protected by U.S. Copyright Law and International Treaties. Unauthorized reproduction or distribution of this AIA® Document, or any portion of it, may result in severe civil and criminal penalties, and will be prosecuted to the maximum extent possible under the law.** This document was created on 08/16/2021 13:48:07 under license number 2010752666, and is not for resale. This document is licensed by The American Institute of Architects for one-time use only, and may not be reproduced prior to its completion.

Section 4.2
Attachment “A”
Selected Alternates

ATTACHMENT "A"**SECTION NO. 4.2****PINER ELEMENTARY – ACCEPTED ALTERNATES**

Alternate No. 1 (Admin Office/Staff Lounge/Add Cafeteria Windows)		\$510,000.00
Alternate No. 2 (Provide Owner preferred hardware manufacturers and series.)		\$0.00
Alternate No. 3 (Add Lighting Replacement)		\$231,000.00
Alternate No. 4 (Tackboards/markerboards/cubbies)		\$31,000.00
Alternate No. 5 (Provide Tridium N4 controls, installed by Siemens.)		\$60,000.00
Alternate No. 6 (Convection oven, pass-thru warmer, work table, shelving)		\$82,000.00
Alternate No. 7 (Dishwashing system)		\$57,000.00
Alternate No. 8 (Replace existing sewage treatment plant)		\$320,000.00
Alternate No. 9 (Walk-in and refrigeration accessories)		\$65,000.00
Alternate No. 10 (Replace existing 2" domestic water service with 3" water service.)		\$19,700.00
TOTALS		\$1,375,700.00

Section 9.1.4
Attachment “B”
Specifications List

CONTRACT ATTACHMENT "B"

Addition & Renovation
Ryland Heights Elementary
Kenton County School District

Project No. 2021-001
May, 2021
© PCA Architecture

TABLE OF CONTENTS

BOOK ONE

Drawing List	Exhibit "A"
Geotechnical Exploration 2021 – <i>For Information Only</i>	Exhibit "B"
Hazardous Materials Report – <i>For Information Only</i>	Exhibit "C"
Kenton County School District Purchase Order and Conditions Sample Form – <i>For Information Only</i>	Exhibit "D"
KDE Purchase Order and Conditions (2013 Paper Form) – <i>For Information Only</i>	Exhibit "E"

Bidding Requirements

- Legal Notice, Advertisement for Proposals
- Instructions to Bidders (AIA A701 1997 Kentucky Department of Education Version)
- Supplementary Instructions to Bidders
- 001153 Qualification of Bid Proposal
- Contractor's Qualification Statement (AIA A305, 1986)
- Certificate of Product Compliance
- Sample Form: KDE FACPAC Purchase Order Form

Bid Documents

- Kentucky Department of Education Form of Proposal
- Bid Bond (AIA A310, 2010)
- Noncollusion Affidavit-2013 (KDE)

Contract Requirements

- Standard Form of Agreement Between Owner and Contractor (AIA A101 – 2007 Kentucky Department of Education Version)
- Amendment to The Standard Form of Agreement Between Owner and Contractor (AIA A101-2007 Kentucky Department of Education Version)
- General Conditions of The Contract for Construction (AIA A201-2007 Kentucky Department of Education Version)
- Supplementary General Conditions of The Contract for Construction (AIA A201-2007 Kentucky Department of Education Version)
- Performance Bond and Payment Bond (AIA 312, 2010 Kentucky Department of Education Version)

Division	Section Title	Pages
DIVISION 01 - GENERAL REQUIREMENTS		
011000	Summary	18
012100	Allowances	3
012200	Unit Prices	1
012300	Alternates	3
012500	Substitution Procedures	4
012600	Contract Modification Procedures	2
012900	Payment Procedures	5
013100	Project Management and Coordination	10
013200	Construction Progress Documentation	9
013300	Submittal Procedures	10
013400	Hazardous Materials	4
014000	Quality Requirements	8
014200	References	7
015000	Temporary Facilities and Controls	10
016000	Product Requirements	5
017300	Execution	9
017700	Closeout Procedures	6
017823	Operation and Maintenance Data	7
017839	Project Record Documents	4
017900	Demonstration and Training	3
019113	Commissioning of HVAC, HVAC Controls, Domestic Hot Water, Lighting Controls, Audio/Visual, Data & Communications, and Security Systems.	11

BOOK 2

Division	Section Title	Pages
DIVISION 02 - EXISTING CONDITIONS		
024119	Selective Demolition	6
DIVISION 03 - CONCRETE		
033000	Cast-in-place Concrete	21
DIVISION 04 - MASONRY		
042000	Unit Masonry	21
DIVISION 05 - METALS		
051200	Structural Steel Framing	10
053100	Steel Decking	5
054000	Cold-formed Metal Framing	7
055000	Metal Fabrications	8
055113	Metal Pan Stairs	4
057300	Decorative Metal Railings	10
DIVISION 06 - WOOD, PLASTICS, AND COMPOSITES		
061000	Rough Carpentry	6
061600	Sheathing	3
064116	Plastic-Laminate-Faced Architectural Cabinets	6
066400	Plastic Paneling	4

DIVISION 07 - THERMAL AND MOISTURE PROTECTION

071326	Self-adhering Sheet Waterproofing	5
071900	Water Repellents	5
072100	Thermal Insulation	4
072119	Foamed-in-place Insulation	5
072726	Fluid-applied Membrane Air Barriers	7
074213.13	Formed Metal Wall Panels	8
075216	Styrene-butadiene-styrene (SBS) Modified Bituminous Membrane Roofing	15
076200	Sheet Metal Flashing and Trim	9
077100	Roof Specialties	8
077200	Roof Accessories	6
078413	Penetration Firestopping	6
078443	Joint Firestopping	5
079200	Joint Sealants	9

DIVISION 08 - OPENINGS

081113	Hollow Metal Doors and Frames	9
081416	Flush Wood Doors	5
083113	Access Doors and Frames	3
083313	Coiling Counter Doors	6
084113	Aluminum-Framed Entrances and Storefronts	9
085113	Aluminum Windows	6
087100	Door Hardware	31
088000	Glazing	10
088813	Fire-Rated Glazing	7

DIVISION 09 - FINISHES

092216	Non-structural Metal Framing	7
092900	Gypsum Board	7
093013	Ceramic Tiling	9
095113	Acoustical Panel Ceilings	8
096513	Resilient Base and Accessories	6
096518	Linoleum Flooring	6
096813	Tile Carpeting	5
099113	Exterior Painting	5
099123	Interior Painting	8

DIVISION 10 - SPECIALTIES

101100	Visual Display Units	6
101419	Dimensional Letter Signage	5
101423	Panel Signage	7
102600	Wall and Door Protection	4
102800	Toilet, Bath, and Laundry Accessories	4
104413	Fire Protection Cabinets	4
104416	Fire Extinguishers	3
105113	Metal Lockers	5
105300	Manufactured Hanger Rod Canopies	4

DIVISION 11 - EQUIPMENT

114000	Foodservice Equipment	36
114812	Message Board	10

DIVISION 12 - FURNISHINGS

122210	Classroom Lockdown Shades	2
--------	---------------------------	---

122413	Roller Window Shades	4
123661.16	Solid Surfacing Countertops	4

DIVISION 14 – CONVEYING EQUIPMENT

142400	Hydraulic Elevators	10
--------	---------------------	----

DIVISION 31 - EARTHWORK

311000	Site Clearing	5
312000	Earth Moving	12

DIVISION 32 - EXTERIOR IMPROVEMENTS

321216	Asphalt Paving	5
321313	Concrete Paving	12
321373	Concrete Paving Joint Sealants	4
321411	Modular Retaining Wall System	6
323113	Chain Link Fences and Gates	7
329113	Soil Preparation	9
329200	Turf and Grasses	8

DIVISION 33 - UTILITIES

334600	Subdrainage	4
--------	-------------	---

BOOK 3

DIVISION 20 - MECHANICAL

200100- General Provisions – Mechanical.....	200100-1 thru 21
200200- Scope of the Mechanical Work	200200-1 thru 2
200300- Shop Drawings, Maintenance Manuals and Parts Lists	200300-1 thru 3
200400- Demolition & Salvage.....	200400-1 thru 2
201100- Sleeving, Cutting, Patching, Firestopping & Repairing.....	201100-1 thru 3
201200- Excavation, Trenching, Backfilling & Grading	201200-1 thru 5
201300- Pipe, Pipe Fittings, & Pipe Support.....	201300-1 thru 8
201310- Pipe Filling, Cleaning, Flushing Purging and Chemical Treatment	201310-1 thru 4
202100- Valves	202100-1 thru 5
202200- Insulation - Mechanical	202200-1 thru 5
202300- Thermometers, Pressure Gauges, Etc.....	202300-1
202400- Identifications, Tags, Charts, Etc.	202400-1 thru 2
202500- Hangers, Clamps, Attachments, Etc	202500-1 thru 3
203100- Testing, Balancing, Lubrication and Adjustments	203100-1 thru 3

DIVISION 21 – Fire Protection

210100- Fire Protection.....	210100-1 thru 10
------------------------------	------------------

DIVISION 22 – Plumbing

220100- Plumbing Specialties.....	220100-1 thru 5
220200- Plumbing Fixtures and Trim	220200-1 thru 4
220300- Plumbing Equipment.....	220300-1 thru 2

DIVISION 23 – HVAC

230100- Pumps.....	230100-1 thru 3
230200- HVAC Equipment.....	230200-1 thru 12

230800- HVAC Commissioning.....	230800-1 thru 7
231100- Registers, Grilles, Diffusers & Louvers.....	231100-1 thru 1
231200- Sheet Metal.....	231200-1 thru 6

DIVISION 25 – Building Automation System

250100- Electrical Motors and Other Electrical Requirements for Mechanical Equipment	250100-1 thru 4
250400- Controls – Direct Digital-Web Based.....	250400-1 thru 30

DIVISION 26 - ELECTRICAL

260200- Commissioning of Electrical System	260200-1 thru 1
260500- General Provisions.....	260500-1 thru 18
260502- Scope of the Electrical Work	260502-1 thru 2
260503- Shop Drawings, Literature, Manuals, Parts Lists, and Special Tools.....	260503-1 thru 3
260504- Cutting, Patching & Repairing	260504-1 thru 2
260505- Demolition, Restoration and Salvage.....	260505-1 thru 2
260508- Coordination Among Trades, Systems Interfacing and Connection of Equipment Furnished by Others	260508-1 thru 2
260519- Conductors, Identifications, Splicing Devices & Connectors	260519-1 thru 3
260526- Grounding	260526-1 thru 3
260531- Cabinets, Outlet Boxes & Pull Boxes	260531-1 thru 2
260533- Raceways & Fittings	260533-1 thru 9
260544- Excavation, Trenching, Backfilling & Grading	260544-1 thru 2
260553- Identifications	260553-1 thru 1
262300- Emergency Generator.....	262300-1 thru 9
262400- Electrical Distribution Equipment	262400-1 thru 7
262726- Wiring Devices & Plates.....	262726-1 thru 4
264313- Surge Suppression Systems	264313-1 thru 4
265113- Interior Lighting	265113-1 thru 18
265123- Exterior Lighting	265123-1 thru 15

DIVISION 27 – COMMUNICATION

270010- General Provisions - Communications.....	270010-1 thru 2
260600- Intercommunication & Signaling System.....	260600-1 thru 9
270610- Voice/Data System	270610-1 thru 8
270720- Telephone System	270720-1 thru 1

DIVISION 28 – ELECTRONIC SAFETY AND SECURITY

280100- Intrusion Detection System	280100-1 thru 3
280200- Commissioning of Electronic Safety and Security	280200-1 thru 1
281643- Perimeter Security Safety	281643-1 thru 10
282300- Video Surveillance	282300-1 thru 9
283100- Fire Alarm System	283100-1 thru 6
286601- Lightning Protection System	286601-1 thru 3

END OF TABLE OF CONTENTS

Section 9.1.5
Attachment “C”
Drawing List

CONTRACT ATTACHMENT "C"

Addition & Renovation
Ryland Heights Elementary
Kenton County School District

Project No. 2021-001
May, 2021
© PCA Architecture

GENERAL

G100 COVER SHEET
G101 ADA STANDARDS, CODE NOTES
G102 CONSTRUCTION PHASING SITE PLAN
G103 CONSTRUCTION PHASING FLOOR PLAN

CIVIL

1/4 TITLE SHEET
2/4 EXISTING CONDITIONS & DEMO PLAN
3/4 GRADING PLAN
4/4 UTILITY/LAYOUT PLAN

ARCHITECTURAL

AS100 ARCHITECTURAL SITE PLAN
D100 DEMOLITION PLAN
A100 FULL FIRST FLOOR PLAN
A101 FULL SECOND FLOOR PLAN
A102 PARTIAL FIRST FLOOR PLAN
A103 PARTIAL SECOND FLOOR PLAN
A104 ROOF PLAN
A200 EXTERIOR ELEVATIONS
A201 EXTERIOR ELEVATIONS & BUILDING SECTIONS
A202 BUILDING SECTIONS
A300 ENLARGED STAIR PLANS
A400 PARTIAL FIRST FLOOR REFLECTED CEILING PLAN
A401 PARTIAL SECOND FLOOR REFLECTED CEILING PLAN
A500 WALL SECTIONS
A501 WALL SECTIONS
A502 WALL SECTIONS, DETAILS
A503 WALL SECTIONS
A510 DETAILS
A511 DETAILS
A600 DOOR AND ROOM FINISH SCHEDULES AND DOOR, FRAME, & WINDOW TYPES
A700 FINISH FLOOR PATTERN PLAN
A800 SIGNAGE PLAN
A801 ROOM SIGNAGE LEGND

STRUCTURAL

S001 STRUCTURAL GENERAL NOTES
S002 STRUCTURAL GENERAL NOTES
S003 SPECIAL INSPECTIONS
S110 FOUNDATION PLAN - SOUTH
S111 FOUNDATION PLAN - NORTH
S120 SECOND FLOOR/LOW ROOF FRAMING PLAN - SOUTH
S121 ROOF FRAMING PLAN - NORTH
S130 ROOF FRAMING PLAN - SOUTH
S310 FOUNDATION SECTIONS
S320 FRAMING SECTIONS
S321 FRAMING SECTIONS
S322 FRAMING SECTIONS
S323 FRAMING SECTIONS
S324 FRAMING SECTIONS

MECHANICAL

M100 - MECHANICAL LEGEND
M200 - MECHANICAL DEMOLITION - PARTIAL FIRST FLOOR PLAN
M201 - MECHANICAL DEMOLITION - ROOF PLAN
M300 - AIR DISTRIBUTION - PARTIAL FIRST FLOOR PLAN - AREA A
M301 - AIR DISTRIBUTION - PARTIAL FIRST FLOOR PLAN - AREA B

M302 – AIR DISTRIBUTION – PARTIAL SECOND FLOOR PLAN
M303 – MECHANICAL – PARTIAL ROOF PLAN
M400 – HYDRONICS – PARTIAL FIRST FLOOR PLAN – AREA A
M401 – HYDRONICS – PARTIAL FIRST FLOOR PLAN – AREA B
M402 – HYDRONICS – PARTIAL SECOND FLOOR PLAN
M500 – MECHANICAL DETAILS
M501 – MECHANICAL DETAILS
M600 – MECHANICAL SCHEDULES
M601 – MECHANICAL SCHEDULES

ELECTRICAL

E100 – ELECTRICAL LEGEND
E101 – ELECTRICAL SITE PLAN
E200 – PARTIAL FIRST FLOOR PLAN – ELECTRICAL DEMOLITION
E201 – PARTIAL FIRST FLOOR PLAN – ELECTRICAL DEMOLITION
E300 – PARTIAL FIRST FLOOR PLAN – LIGHTING
E301 – PARTIAL FIRST FLOOR PLAN – LIGHTING
E302 – PARTIAL SECOND FLOOR PLAN – LIGHTING
E303 – MECHANICAL – PARTIAL ROOF PLAN
E400 – PARTIAL FIRST FLOOR PLAN – POWER/SYSTEMS
E401 – PARTIAL FIRST FLOOR PLAN – POWER/SYSTEMS
E402 – PARTIAL SECOND FLOOR PLAN – POWER/SYSTEMS
E403 – PARTIAL FIRST FLOOR PLAN – FIRE ALARM
E404 – PARTIAL FIRST FLOOR PLAN – FIRE ALARM
E405 – PARTIAL SECOND FLOOR PLAN – FIRE ALARM
E500 – ENLARGED KITCHEN PLAN
E600 – ELECTRICAL DETAILS
E601 – ELECTRICAL DETAILS
E602 – ELECTRICAL DETAILS
E603 – ELECTRICAL DETAILS
E604 – ELECTRICAL DETAILS
E605 – ELECTRICAL DETAILS
E606 – ELECTRICAL DETAILS
E700 – LIGHTING DETAILS
E701 – LIGHTING DETAILS

PLUMBING

P100 – PLUMBING LEGEND AND NOTES
P200 – UNDER SLAB PLUMBING DEMOLITION – PARTIAL FIRST FLOOR PLAN
P201 – UNDER SLAB PLUMBING DEMOLITION – PARTIAL FIRST FLOOR PLAN
P202 – PLUMBING DEMOLITION - PARTIAL FIRST FLOOR PLAN
P203 - PLUMBING DEMOLITION – PARTIAL FIRST FLOOR PLAN
P300 – UNDER SLAB PLUMBING – PARTIAL FIRST FLOOR PLAN
P301 – UNDER SLAB PLUMBING – PARTIAL FIRST FLOOR PLAN
P302 - PLUMBING – PARTIAL FIRST FLOOR PLAN
P303 – PLUMBING – PARTIAL FIRST FLOOR PLAN
P304 – PLUMBING – FULL SECOND FLOOR PLAN
P305 – PLUMBING – ROOF PLAN
P400 – PLUMBING SCHEDULES
P500 – PLUMBING DETAILS
P600 – SANITARY RISERS

FIRE PROTECTION

FP100 – FIRE PROTECTION – NOTES, LEGEND AND DETAILS
FP200 – FIRE PROTECTION - FIRST FLOOR PLAN
FP201 – FIRE PROTECTION - SECOND FLOOR PLAN

KITCHEN EQUIPMENT

QF100 FOODSERVICE EQUIPMENT PLAN
QF101 FOODSERVICE EQUIPMENT PLAN – ALTERNATE 1

QF102 FOODSERVICE EQUIPMENT PLAN – ALTERNATE 2
QF103 FOODSERVICE EQUIPMENT PLAN – ALTERNATE 3
QF104 FOODSERVICE EQUIPMENT PLAN – ALTERNATE 4
QF200 FOODSERVICE EQUIPMENT UTILITY SCHEDULE
QF300 FOODSERVICE ELECTRIC SPOT LOCATION PLAN
QF301 FOODSERVICE ELECTRIC SPOT LOCATION – ALTERNATE 1
QF302 FOODSERVICE ELECTRIC SPOT LOCATION – ALTERNATE 2
QF303 FOODSERVICE ELECTRIC SPOT LOCATION – ALTERNATE 3
QF304 FOODSERVICE ELECTRIC SPOT LOCATION – ALTERNATE 4
QF400 FOODSERVICE PLUMBING SPOT LOCATION PLAN
QF401 FOODSERVICE PLUMBING SPOT LOCATION – ALTERNATE 1
QF402 FOODSERVICE PLUMBING SPOT LOCATION – ALTERNATE 2
QF403 FOODSERVICE PLUMBING SPOT LOCATION – ALTERNATE 3
QF500 FOODSERVICE WALK-IN FREEZER PLAN
QF600 ALTERNATE 1 – SERVING COUNTER PLAN & DETAIL
QF601 ALTERNATE 3 – SERVING COUNTER PLAN & DETAIL

WASTE WATER TREATMENT PLANT

HP-01 HYDRAULIC PROFILE & FLOW SCHEMATIC
SP-01 SCHOOL AND TREATMENT PLANT & LAGOON
SP-02 TREATMENT PLANT SITE
WW-01 WASTERWATER PLANT IMPROVEMENTS
WW-02 GENERAL WWTP DETAILS
WW-03 BLOWER DETAILS
WW-04 V-NOTCH FLOW CONTROL BOX & PUMP
WW-05 CHLORINATION, STILLING WELL & POST AIR
WW-06 DE-CHLORINATION
CP-01 CONTROL LADDER SCHEMATIC
FP-01 FOUNDATION PLAN DETAIL
FD-01 FENCE DETAILS

END OF LIST OF DRAWINGS

Section 9.1.7-2

A. AIA Document A701-1997

Instruction to Bidders

KDE Version

Section 9.1.7-2

B. Contractor's Form of Proposal

BG No. 21-135

Date: 8/03/2021 To: (Owner) Kenton County Board of Education

Project Name: Piner Elementary – Addition & Renovation Bid Package No. General Contractor

City, County: Morning View, Kenton County

Name of Contractor: Schrudde & Zimmerman, Inc.

Mailing Address: 1671 Park Road, Suite #11; Ft. Wright, KY 41011

Business Address: Same as Above Telephone: 859-331-3160

Having carefully examined the Instructions to Bidders, Contract Agreement, General Conditions, Supplemental Conditions, Specifications, and Drawings, for the above referenced project, the undersigned bidder proposes to furnish all labor, materials, equipment, tools, supplies, and temporary devices required to complete the work in accordance with the contract documents and any addenda listed below for the price stated herein.

Addendum 1, 2, 3, 4 (Insert the addendum numbers received or the word "none" if no addendum received.)

BASE BID: For the construction required to complete the work, in accordance with the contract documents, I/We submit the following lump sum price of:

\$ 6,998,000.00
Six Million Nine Hundred Ninety Eight Thousand Use Figures Dollars & xx Cents
 Use Words Use Words

ALTERNATE BIDS: (If applicable and denoted in the Bidding Documents)

For omission from or addition to those items, services, or construction specified in Bidding Documents by alternate number, the following lump sum price will be added or deducted from the base bid.

Alternate Bid No.	Alternate Description	+ (Add to the Base Bid)	- (Deduct from the Base Bid)	No Cost Change from the Base Bid)
Alt. Bid No. 1	Admin Office/Staff Lounge/Add Cafeteria Windows	<u>510,000.00</u>		<input type="checkbox"/>
Alt. Bid No. 2	Provide Owner preferred hardware manufacturers and series.			<input checked="" type="checkbox"/>
Alt. Bid No. 3	Add Lighting Replacement	<u>231,000.00</u>		<input type="checkbox"/>
Alt. Bid No. 4	Tackboards/markerboards/cubbies	<u>31,000.00</u>		<input type="checkbox"/>
Alt. Bid No. 5	Provide Tridium N4 controls, installed by Siemens.	<u>60,000.00</u>		<input type="checkbox"/>
Alt. Bid No. 6	Convection oven, pass-thru warmer, work table, shelving	<u>82,000.00</u>		<input type="checkbox"/>
Alt. Bid No. 7	Dishwashing system	<u>57,000.00</u>		<input type="checkbox"/>
Alt. Bid No. 8	Replace existing sewage treatment plant	<u>320,000.00</u>		<input type="checkbox"/>
Alt. Bid No. 9	Walk-in and refrigeration accessories	<u>65,000.00</u>		<input type="checkbox"/>
Alt. Bid No. 10	Replace existing 2" domestic water service with 3" water service.	<u>19,700.00</u>		<input type="checkbox"/>

A maximum of 10 Alternate Bids will be acceptable with each Base Bid. Do not add supplemental sheets for Alternate Bids to this document.

LIST OF PROPOSED SUBCONTRACTORS:

List on the lines below each major branch of work and the subcontractor involved with that portion of work. If the branch of work is to be done by the Contractor, so indicate.

The listing of more than one subcontractor in a work category shall invalidate the bid.

The listing of the bidder as the subcontractor for a work category certifies that the bidder has in current employment, skilled staff and necessary equipment to complete that category. The architect/engineer will evaluate the ability of all listed subcontractors to complete the work and notify the owner. Listing of the bidder as the subcontractor may invalidate the bid should the architect's review indicate bidder does not have skilled staff and equipment to complete the work category at the time the bid was submitted.

A maximum of 40 subcontractors will be acceptable with each bid. Do not add supplemental sheets for subcontractors to this document.

The bidder shall submit the list of subcontractors with the bid.

	BRANCH OF WORK (to be filled out by the Architect)	SUBCONTRACTOR (to be filled out by the contractor)
1.	Demolition	Rumpke Demo.
2.	Concrete flatwork (interior)	MCD Concrete
3.	Masonry	Kurzall
4.	Steel Erection	G & A Welding
5.	Cold-Formed Metal Framing	OKI
6.	Plastic Laminate Faced Architectural Cabinets	Art Wd. Working
7.	Modified Bit Roofing	Kramer
8.	Aluminum Windows	McAndrews
9.	Linoleum Flooring	Wieschenbach
10.	Acoustical Panel Ceilings	OKI
11.	Painting	Tri State Interiors
12.	Earthwork	Brass Eagle
13.	Drilled Concrete Piers	Scherzinger
14.	Concrete Paving	MCD
15.	Kitchen Equipment	Burkett
16.	Fire Protection	Illini
17.	Geothermal driller	G & E Drilling

	BRANCH OF WORK (to be filled out by the Architect)	SUBCONTRACTOR (to be filled out by the Contractor)
18.	Geothermal well field installer	E & E Drilling
19.	Plumbing	Roark
20.	Plumbing Insulation	Roark
21.	Mechanical Piping	Hudson
22.	HVAC Sheet Metal	" "
23.	Mechanical Insulation	" "
24.	BAS Controls	" "
25.	BAS Controls Wiring	" "
26.	Electrical Contractor	Maier
27.	Fire Alarm Contractor	IPS
28.	Voice / Data Contractor	American Sound
29.	Audio / Video Contractor	" "
30.	Access Controls Contractor	" "
31.	Video Surveillance Contractor	" "
32.	Intercom Contractor	" "
33.	Lightning Protection Contractor	Maxwell
34.	Lines below are for changes to subcontractors above if Alternate Bid results in a change to the responsible subcontractor	
35.		
36.		
37.		
38.		
39.		
40.		

LIST OF PROPOSED SUPPLIERS AND MANUFACTURERS:

List on the lines below each major material category for this project and the suppliers and manufacturers involved with that portion of work. Listing the supplier below means the Contractor is acknowledging authorization from the Supplier to include the Supplier in this bid.

The listing of more than one supplier or manufacturer in a material category shall invalidate the bid.

A maximum of 40 suppliers and manufacturers will be acceptable with each bid. Do not add supplemental sheets for suppliers to this document.

The bidder shall submit the list of suppliers and manufacturers within one (1) hour of the bid.

	<u>MATERIAL DESCRIPTION BY SPECIFICATION DIVISION AND CATEGORY</u> (to be filled out by the Architect or Contractor)	<u>SUPPLIER</u> (to be filled out by the Contractor)	<u>MANUFACTURER</u> (to be filled out by the Contractor)
1.	042000 Face Brick		
2.	072726 Fluid Applied Air Barrier		
3.	075216 Modified Bit Roofing		
4.	085113 Aluminum Windows		
5.	087100 Door Hardware – Panic Devices		
6.	087100 Door Hardware - Closers		
7.	087100 Door Hardware - Locksets		
8.	087100 Door Hardware - Hinges		
9.	087100 Door Hardware - Cylinders		
10.	095113 Acoustical Panel Ceilings		
11.	099100 Painting		
12.	220200 Plumbing Trim (Faucets)		
13.	220200 Domestic Water Heater		
14.	220200 Water Heater Storage Tanks		
15.	220200 Drinking Fountain / Bottle Filling Station		
16.	231100 Grilles Registers & Diffusers		
17.	230100 Pumps		
18.	250400 Building Automation System		

	<u>MATERIAL DESCRIPTION BY SPECIFICATION DIVISION AND CATEGORY</u> (to be filled out by the Architect or Contractor)	<u>SUPPLIER</u> (to be filled out by the Contractor)	<u>MANUFACTURER</u> (to be filled out by the Contractor)
19.	250400 Variable Frequency Drives		
20.	260526 Grounding Equipment		
21.	260600 Intercom System		
22.	262400 Power Distribution Equipment		
23.	262726 Wiring Devices		
24.	263213 Generator		
25.	263213 Automatic Transfer Switches (ATS)		
26.	265113 Interior Lighting		
27.	265123 Exterior Lighting		
28.	270610 Voice / Data – Equipment and Cabling Equipment		
29.	272800 Audio / Video Systems		
30.	286601 Lightning Protection Equipment		
31.			
32.			
33.			
34.			
35.			
36.			
37.			
38.			
39.			
40.			

UNIT PRICES:

Indicate on the lines below those unit prices to determine any adjustment to the contract price due to changes in work or extra work performed under this contract. The unit prices shall include the furnishing of all labor and materials, cost of all items, and overhead and profit for the Contractor, as well as any subcontractor involved. These unit prices shall be listed in units of work.

A maximum of 40 unit prices will be acceptable with each bid. Do not add supplemental sheets for unit pricing to this document.

The bidder shall submit the list of unit prices within one (1) hour of the bid.

	<u>WORK</u> (to be filled out by the Architect)	<u>PRICE / UNIT</u> (to be filled out by the Contractor)	<u>UNIT</u> (to be filled out by the Contractor)
1.	Undercutting, backfilling and compacting 4,500 SF of area 12" deep below the sub-grade of the building.		
2.	Undercut (1) CY of unsuitable soil, backfilling and compacting (1) CY of fill material suitable for slab-on-grade.		
3.	Undercut (1) CY of unsuitable soil, backfilling and compacting (1) CY of fill material suitable for footing bearing capacity.		
4.	Asphalt Patch		
5.	1 CY of Footing Hand Excavation		
6.	10 CY of Machine Excavation		
7.	10 CY of flowable fill		
8.	(1) LF, 30" diameter drilled pier, complete		
9.	(1) LF, 30" diameter casing for drilled pier		
10.	Painting: 10 SF block filler and (2) finish coats on CMU		
11.	400' deep geothermal well, Complete.		
12.	4" buried HDPE geothermal distribution pipe		
13.	3" copper pipe, insulation, w/ hangers		
14.	2" copper pipe, insulation, w/ hangers		
15.	¾" copper pipe, insulation, w/ hangers		
16.	4" HDPE Piping, insulation, w/hangers		
17.	2" HPDE Piping, insulation, w/ hangers		
18.	4" PVC Sanitary sewer below slab, with trenching & backfill		
19.	4" Cast Iron Sanitary sewer above slab, w/ hangers		

	WORK (to be filled out by the Architect)	PRICE / UNIT (to be filled out by the Contractor)	UNIT (to be filled out by the Contractor)
20.	6" PVC Sanitary sewer below slab, w/ trenching & backfill		
21.	Replace existing 2" domestic water valve w/ ball valve		
22.	Replace existing 1" domestic water valve w/ ball valve		
23.	10' of 1" branch piping with a new semi-recessed head		
24.	4" Sch 10 steel pipe main w/ hangers		
25.	2" Sch 40 steel pipe main w hangers		
26.	1" Sch 40 steel branch piping w/ hangers		
27.	Provide quad receptacle and circuit with conduit, outlet box, junction boxes, receptacles and 50' of 3 conductor, 10 AWG wire, circuit breaker, and labor		
28.	Provide indoor video surveillance camera and 250 feet of cable installed complete		
29.	Provide type "X1" light fixture installed and circuited with all conduit, outlet box, junction boxes, receptacles, and 50' of 3 conductor, 10 AWG wire, circuit breaker, and labor		
30.	Provide Wall Mounted Occupancy Sensor, Installed		
31.	Provide Ceiling Mounted Occupancy Sensor, Installed		
32.	Provide Ceiling Mounted Occupancy Sensor power pack, Installed		
33.	Provide EMT Conduit (3/4"), Installed		
34.	Provide EMT Conduit (2"), Installed		
35.	Provide 3 Pole, 100A Frame, 600V Circuit Breaker, Installed		
36.	Provide 110 cd Speaker/Strobe Fire Alarm Device, Installed		
37.	Provide Fire Alarm Supervisory Device, Installed		
38.	Provide Fire Alarm Pull Station and 100' of cable and conduit, Installed		
39.	Provide Duct Mounted Smoke Detector, Installed		
40.	Provide data outlet with jack and 100' of CAT 6 cable, Installed		

DIRECT MATERIAL PURCHASES:

Indicate on the lines below those materials to be purchased directly by the Owner with a Purchase Order to be issued by the Owner to the individual suppliers. The value of the direct Purchase Order cannot be less than \$5,000. Following the approval of bids, the Contractor shall formalize this list by completing and submitting the electronic Purchase Order Summary Form provided by KDE. Listing the supplier below means the Contractor is acknowledging authorization from the Supplier to include the Supplier in this bid.

A maximum of 50 POs will be acceptable with each bid. Do not add supplemental sheets for additional POs to this document.

The bidder shall submit the list of Purchase Orders within four (4) days of the bid.

	<u>SUPPLIER</u> (to be filled out by the Contractor)	<u>PURCHASE ORDER DESCRIPTION</u> (to be filled out by the Contractor)	<u>PURCHASE ORDER AMT.</u> (to be filled out by the Contractor)
1.			
2.			
3.			
4.			
5.			
6.			
7.			
8.			
9.			
10.			
11.			
12.			
13.			
14.			
15.			
16.			
17.			
18.			
19.			

	<u>SUPPLIER</u> (to be filled out by the Contractor)	<u>PURCHASE ORDER DESCRIPTION</u> (to be filled out by the Contractor)	<u>PURCHASE ORDER AMT.</u> (to be filled out by the Contractor)
20.			
21.			
22.			
23.			
24.			
25.			
26.			
27.			
28.			
29.			
30.			
31.			
32.			
33.			
34.			
35.			
36.			
37.			
38.			
39.			
40.			
41.			
42.			
43.			
44.			

	<u>SUPPLIER</u> (to be filled out by the Contractor)	<u>PURCHASE ORDER DESCRIPTION</u> (to be filled out by the Contractor)	<u>PURCHASE ORDER AMT.</u> (to be filled out by the Contractor)
45.			
46.			
47.			
48.			
49.			
50.			

TIME LIMIT FOR EXECUTION OF CONTRACT DOCUMENTS:

In the event that a bidder's proposal is accepted by the Owner and such bidder should fail to execute the contract within ten (10) consecutive days from the date of notification of the awarding of the contract, the Owner, at his option, may determine that the awardee has abandoned the contract. The bidder's proposal shall then become null and void, and the bid bond or certified check which accompanied it shall be forfeited to and become the property of the Owner as liquidated damages for failure to execute the contract.

The bidder hereby agrees that failure to submit herein above all required information and/or prices can cause disqualification of this proposal.

Submitted by:

NAME OF CONTRACTOR / BIDDER: Schrudde & Zimmerman, Inc.

AUTHORIZED REPRESENTATIVE'S NAME: Mark N. Zimmerman
Signature

AUTHORIZED REPRESENTATIVE'S NAME (printed): Mark N. Zimmerman

AUTHORIZED REPRESENTATIVE'S TITLE: President

NOTICE: Bid security must accompany this proposal if the Base Bid price is greater than of \$25,000.

This form shall not be modified.

The undersigned agent, being duly sworn, states that neither he/she nor his/her firm has any relationship (financial or through kinship) to:

- ☒ Any school board member or the superintendent;
- ☒ Any or all prime contractors or material suppliers when using the construction management method of construction.

The undersigned further states that he/she has not entered into any agreement or collusion with any person relative to the price bid by anyone nor has he/she attempted to induce anyone to refrain from bidding.

Explain below any kinship or financial relationship you may have to any parties as mentioned above on this project.

None

This affidavit is subject to KRS 45A.455 prohibition against conflict of interest, and gratuities and kickbacks.

Mark N. Zimmerman
Name

President
Title

Schrudde & Zimmerman, Inc.
Name of Company

Subscribed and Sworn to Me this

3 day of August


20 21

Paula B. Carroll
Notary Signature

My Commission expires:

May 27, 20 25

Notary ID: KYNP29117



Notary Seal

Addition & Renovation
Piner Elementary
Kenton County School District

Project No. 21-004
May, 2021
© PCA Architecture

KDE BG NO. 21-135

**REQUIRED AFFIDAVIT FOR BIDDERS, OFFERORS AND CONTRACTORS
CLAIMING RESIDENT BIDDER STATUS**

FOR BIDS AND CONTRACTS IN GENERAL:

The bidder or offeror hereby swears and affirms under penalty of perjury that, in accordance with KRS 45A.494(2), the entity bidding is an individual, partnership, association, corporation, or other business entity that, on the date the contract is first advertised or announced as available for bidding:

1. Is authorized to transact business in the Commonwealth;
2. Has for one year prior to and through the date of advertisement
 - a. Filed Kentucky income taxes;
 - b. Made payments to the Kentucky unemployment insurance fund established in KRS 341.49; and
 - c. Maintained a Kentucky workers' compensation policy in effect.

The BIDDING AGENCY reserves the right to request documentation supporting a bidder's claim of resident bidder status. Failure to provide such documentation upon request shall result in disqualification of the bidder or contract termination.

Mark N. Zimmerman
Signature

Mark N. Zimmerman
Printed Name

President
Title

8.3.21
Date


Company Name Schrudde & Zimmerman, Inc.

Address 1671 Park Road, Suite #11
Ft. Wright, KY 41011

Subscribed and sworn to before me by Mark N. Zimmerman President
(Affiant) (Title)

of Schrudde & Zimmerman, Inc.
(Company Name)

this 3 day of August, 2021



Paula B. Carroll
Notary Public
[seal of notary]

My commission expires May 27, 2025
Notary ID: KYNP29117

AIA® Document A310™ – 2010

Bid Bond

CONTRACTOR:

(Name, legal status and address)

Schrudde & Zimmerman, Inc.
1671 Park Road,
Fort Wright, KY 41011

OWNER:

(Name, legal status and address)

Kenton County School District

SURETY:

(Name, legal status and principal place of business)

Atlantic Specialty Insurance Company
605 Highway 169 North, Ste 800
Plymouth, MN 55441

ADDITIONS AND DELETIONS:

The author of this document has added information needed for its completion. The author may also have revised the text of the original AIA standard form. An *Additions and Deletions Report* that notes added information as well as revisions to the standard form text is available from the author and should be reviewed. A vertical line in the left margin of this document indicates where the author has added necessary information and where the author has added to or deleted from the original AIA text.

BOND AMOUNT: \$5% of total amount of bid

PROJECT:

(Name, location or address, and Project number, if any)

Addition & Renovation Piner Elementary
2945 Piner Ridge Road
Morning View, KY 41063

This document has important legal consequences. Consultation with an attorney is encouraged with respect to its completion or modification.

Any singular reference to Contractor, Surety, Owner or other party shall be considered plural where applicable.

The Contractor and Surety are bound to the Owner in the amount set forth above, for the payment of which the Contractor and Surety bind themselves, their heirs, executors, administrators, successors and assigns, jointly and severally, as provided herein. The conditions of this Bond are such that if the Owner accepts the bid of the Contractor within the time specified in the bid documents, or within such time period as may be agreed to by the Owner and Contractor, and the Contractor either (1) enters into a contract with the Owner in accordance with the terms of such bid, and gives such bond or bonds as may be specified in the bidding or Contract Documents, with a surety admitted in the jurisdiction of the Project and otherwise acceptable to the Owner, for the faithful performance of such Contract and for the prompt payment of labor and material furnished in the prosecution thereof; or (2) pays to the Owner the difference, not to exceed the amount of this Bond, between the amount specified in said bid and such larger amount for which the Owner may in good faith contract with another party to perform the work covered by said bid, then this obligation shall be null and void, otherwise to remain in full force and effect. The Surety hereby waives any notice of an agreement between the Owner and Contractor to extend the time in which the Owner may accept the bid. Waiver of notice by the Surety shall not apply to any extension exceeding sixty (60) days in the aggregate beyond the time for acceptance of bids specified in the bid documents, and the Owner and Contractor shall obtain the Surety's consent for an extension beyond sixty (60) days.

If this Bond is issued in connection with a subcontractor's bid to a Contractor, the term Contractor in this Bond shall be deemed to be Subcontractor and the term Owner shall be deemed to be Contractor.

When this Bond has been furnished to comply with a statutory or other legal requirement in the location of the Project, any provision in this Bond conflicting with said statutory or legal requirement shall be deemed deleted herefrom and provisions conforming to such statutory or other legal requirement shall be deemed incorporated herein. When so

Init.

AIA Document A310™ – 2010. Copyright © 1963, 1970 and 2010 by The American Institute of Architects. All rights reserved. The "American Institute of Architects," "AIA," the AIA Logo, and "AIA Contract Documents" are registered trademarks and may not be used without permission. This document was produced by AIA software at 15:58:09 ET on 05/28/2021 under Order No.1888524828 which expires on 01/13/2022, is not for resale, is licensed for one-time use only, and may only be used in accordance with the AIA Contract Documents® Terms of Service. To report copyright violations, e-mail copyright@aia.org.
User Notes: (388ADA51)

furnished, the intent is that this Bond shall be construed as a statutory bond and not as a common law bond.

Signed and sealed this 19th day of July, 2021

Paula B. Connell
(Witness)

John J. Pollin
(Witness)

(Contractor as Principal)

(Seal)

President

(Title)

Atlantic Specialty Insurance Company

(Surety)

(Seal)

(Title)

Joseph M. Worrall Attorney in fact

Int.



Power of Attorney

KNOW ALL MEN BY THESE PRESENTS, that ATLANTIC SPECIALTY INSURANCE COMPANY, a New York corporation with its principal office in Plymouth, Minnesota, does hereby constitute and appoint: **Joseph M. Worrall, Jennifer Gerhardt**, each individually if there be more than one named, its true and lawful Attorney-in-Fact, to make, execute, seal and deliver, for and on its behalf as surety, any and all bonds, recognizances, contracts of indemnity, and all other writings obligatory in the nature thereof; provided that no bond or undertaking executed under this authority shall exceed in amount the sum of: **unlimited** and the execution of such bonds, recognizances, contracts of indemnity, and all other writings obligatory in the nature thereof in pursuance of these presents, shall be as binding upon said Company as if they had been fully signed by an authorized officer of the Company and sealed with the Company seal. This Power of Attorney is made and executed by authority of the following resolutions adopted by the Board of Directors of ATLANTIC SPECIALTY INSURANCE COMPANY on the twenty-fifth day of September, 2012:

Resolved: That the President, any Senior Vice President or Vice-President (each an "Authorized Officer") may execute for and in behalf of the Company any and all bonds, recognizances, contracts of indemnity, and all other writings obligatory in the nature thereof, and affix the seal of the Company thereto; and that the Authorized Officer may appoint and authorize an Attorney-in-Fact to execute on behalf of the Company any and all such instruments and to affix the Company seal thereto; and that the Authorized Officer may at any time remove any such Attorney-in-Fact and revoke all power and authority given to any such Attorney-in-Fact.

Resolved: That the Attorney-in-Fact may be given full power and authority to execute for and in the name and on behalf of the Company any and all bonds, recognizances, contracts of indemnity, and all other writings obligatory in the nature thereof, and any such instrument executed by any such Attorney-in-Fact shall be as binding upon the Company as if signed and sealed by an Authorized Officer and, further, the Attorney-in-Fact is hereby authorized to verify any affidavit required to be attached to bonds, recognizances, contracts of indemnity, and all other writings obligatory in the nature thereof.

This power of attorney is signed and sealed by facsimile under the authority of the following Resolution adopted by the Board of Directors of ATLANTIC SPECIALTY INSURANCE COMPANY on the twenty-fifth day of September, 2012:


Resolved: That the signature of an Authorized Officer, the signature of the Secretary or the Assistant Secretary, and the Company seal may be affixed by facsimile to any power of attorney or to any certificate relating thereto appointing an Attorney-in-Fact for purposes only of executing and sealing any bond, undertaking, recognizance or other written obligation in the nature thereof, and any such signature and seal where so used, being hereby adopted by the Company as the original signature of such officer and the original seal of the Company, to be valid and binding upon the Company with the same force and effect as though manually affixed.

IN WITNESS WHEREOF, ATLANTIC SPECIALTY INSURANCE COMPANY has caused these presents to be signed by an Authorized Officer and the seal of the Company to be affixed this twenty-seventh day of April, 2020.

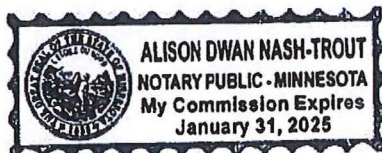
STATE OF MINNESOTA
HENNEPIN COUNTY



By


Paul J. Brehm, Senior Vice President

On this twenty-seventh day of April, 2020, before me personally came Paul J. Brehm, Senior Vice President of ATLANTIC SPECIALTY INSURANCE COMPANY, to me personally known to be the individual and officer described in and who executed the preceding instrument, and he acknowledged the execution of the same, and being by me duly sworn, that he is the said officer of the Company aforesaid, and that the seal affixed to the preceding instrument is the seal of said Company and that the said seal and the signature as such officer was duly affixed and subscribed to the said instrument by the authority and at the direction of the Company.





Notary Public

I, the undersigned, Secretary of ATLANTIC SPECIALTY INSURANCE COMPANY, a New York Corporation, do hereby certify that the foregoing power of attorney is in full force and has not been revoked, and the resolutions set forth above are now in force.

Signed and sealed. Dated 19th day of July, 2021

This Power of Attorney expires
January 31, 2025





Kara Barrow, Secretary



July 1, 2021

To whom it may concern,

This letter is to verify that American Sound and Electronics, Inc. with its headquarters located at 1800 Russell Street, Covington, KY 41014 is currently a Salient Certified Reseller in good standing. As such, American Sound and Electronics, Inc. has Salient trained and certified technicians and sales support resources on staff, and it is Salient's understanding that American Sound and Electronics, Inc. is committed to maintaining this status in an ongoing manner. Furthermore, Salient is committed to providing manufacturer support through American Sound and Electronics, Inc. as long as they maintain their status as a Salient Certified Reseller.

For additional information or if you have any further questions in regard to this, please feel free to contact me directly at Salient Systems Corporation.

Sincerely,

Chris Meiter
President



July 1, 2021

To Whom it may Concern

Re: Authorized Dealer Status of American Sound and Electronics

Sir/Madam:

Please let this letter serve as your assurance that American Sound and Electronics is an Authorized Dealer in good standing with RS2 Technologies and has met all the Training and Certification requirements required to maintain that position.

With this holds the certification with RS2 of third-party integrations, be it as Integrated Locksets, Biometrics, Video Management Systems, Database Integrations, Intrusion Alarm systems and any other certified integration with Access It! Universal.NET application software.

If you have any questions, please do not hesitate to contact me directly at (219) 836-9002 x245 or at jbransfield@rs2tech.com.

RS2 Technologies is a leading manufacturer of cutting-edge technology access control software that utilizes the industry's premier hardware. The company has been engaged in the access control industry since 1998 with many years of experience with integrated systems. RS2 Technologies is dedicated to providing superior products by drawing upon modern engineering and design techniques, while utilizing our many years of technical experience in the security industry. We are dedicated to supporting our global dealer network through continuing education, rapid product development and a dedicated technical support group.

Thank you again for your interest in RS2 Technologies!

Sincerely,



Jeff Bransfield
VP of Sales
RS2 Technologies
(219) 836-9002 x245
jbransfield@rs2tech.com

Building Industry Consulting Service International

THE PROFESSIONAL DESIGNATION OF

REGISTERED COMMUNICATIONS DISTRIBUTION DESIGNER®

IS AWARDED TO

Gary J. Moorman

by BICSI in recognition of having successfully completed BICSI's registration and examination requirements.

Designation Number: 122709

Registration Start Date: 01/01/2020

Registration End Date: 12/31/2022



Bicsi
RCDD

Since

04/21/2001

Chair, Registrations & Credentials Supervision Committee

Director of Credentialing

LIST OF PROPOSED SUPPLIERS AND MANUFACTURERS:

List on the lines below each major material category for this project and the suppliers and manufacturers involved with that portion of work. Listing the supplier below means the Contractor is acknowledging authorization from the Supplier to include the Supplier in this bid.

The listing of more than one supplier or manufacturer in a material category shall invalidate the bid.

A maximum of 40 suppliers and manufacturers will be acceptable with each bid. Do not add supplemental sheets for suppliers to this document.

The bidder shall submit the list of suppliers and manufacturers within one (1) hour of the bid.

	<u>MATERIAL DESCRIPTION BY SPECIFICATION DIVISION AND CATEGORY</u> (to be filled out by the Architect or Contractor)	<u>SUPPLIER</u> (to be filled out by the Contractor)	<u>MANUFACTURER</u> (to be filled out by the Contractor)
1.	042000 Face Brick	Division 4	General Shale (Watson town)
2.	072726 Fluid Applied Air Barrier	Carlisle	Carlisle
3.	075216 Modified Bit Roofing	Mueller	Soprema
4.	085113 Aluminum Windows	Winco	Winco
5.	087100 Door Hardware – Panic Devices	Schiller	Von Duprin
6.	087100 Door Hardware - Closers	Schiller	LCN
7.	087100 Door Hardware - Locksets	Schiller	Schlage
8.	087100 Door Hardware - Hinges	Schiller	Ives
9.	087100 Door Hardware - Cylinders	Schiller	Schlage
10.	095113 Acoustical Panel Ceilings	Interior Supply	Armstrong
11.	099100 Painting	Sherwin Williams	Sherwin Williams
12.	220200 Plumbing Trim (Faucets)	Winnelson	American Standard
13.	220200 Domestic Water Heater	NA	
14.	220200 Water Heater Storage Tanks	NA	
15.	220200 Drinking Fountain / Bottle Filling Station	Winnelson	Oasis
16.	231100 Grilles Registers & Diffusers	RL Craig	Price
17.	230100 Pumps	Blackmore & Glunt	Bell & Gossett
18.	250400 Building Automation System	Base Bid & Alt 1: Comfort System Alt 7: Siemens	Schneider Siemens

	<u>MATERIAL DESCRIPTION BY SPECIFICATION DIVISION AND CATEGORY</u> (to be filled out by the Architect or Contractor)	<u>SUPPLIER</u> (to be filled out by the Contractor)	<u>MANUFACTURER</u> (to be filled out by the Contractor)
19.	250400 Variable Frequency Drives	Base Bid & Alt 1: Comfort Systems Alt 7: Siemens	SQD Siemens
20.	260526 Grounding Equipment	Graybar/State	Burndy/Erco
21.	260600 Intercom System	Carehawk	Carehawk
22.	262400 Power Distribution Equipment	State Electric	Eaton
23.	262726 Wiring Devices	Graybar	Hubbell
24.	263213 Generator	NA	
25.	263213 Automatic Transfer Switches (ATS)	NA	
26.	265113 Interior Lighting	Graybar	Lithonia
27.	265123 Exterior Lighting	Graybar	Lithonia
28.	270610 Voice / Data -- Equipment and Cabling Equipment	American Sound	Panduit/General
29.	272800 Audio / Video Systems	NA	
30.	286601 Lightning Protection Equipment	Maxwell	Maxwell
31.			
32.			
33.			
34.			
35.			
36.			
37.			
38.			
39.			
40.			

UNIT PRICES:

Indicate on the lines below those unit prices to determine any adjustment to the contract price due to changes in work or extra work performed under this contract. The unit prices shall include the furnishing of all labor and materials, cost of all items, and overhead and profit for the Contractor, as well as any subcontractor involved. These unit prices shall be listed in units of work.

A maximum of 40 unit prices will be acceptable with each bid. Do not add supplemental sheets for unit pricing to this document.

The bidder shall submit the list of unit prices within one (1) hour of the bid.

	<u>WORK</u> (to be filled out by the Architect)	<u>PRICE / UNIT</u> (to be filled out by the Contractor)	<u>UNIT</u> (to be filled out by the Contractor)
1.	Undercutting, backfilling and compacting 4,500 SF of area 12" deep below the sub-grade of the building.	1.50	sf
2.	Undercut (1) CY of unsuitable soil, backfilling and compacting (1) CY of fill material suitable for slab-on-grade.	40.50	cy
3.	Undercut (1) CY of unsuitable soil, backfilling and compacting (1) CY of fill material suitable for footing bearing capacity.	325.00	cy
4.	Asphalt Patch	115	sy
5.	1 CY of Footing Hand Excavation	500	cy
6.	10 CY of Machine Excavation	300	10cy
7.	10 CY of flowable fill	1250	10cy
8.	(1) LF, 30" diameter drilled pier, complete	ADD \$50 DEDUCT \$25	If If (can't return resteel)
9.	(1) LF, 30" diameter casing for drilled pier	50	If
10.	Painting: 10 SF block filler and (2) finish coats on CMU	1.00	sf
11.	400' deep geothermal well, Complete.	3,850.00	each
12.	4" buried HDPE geothermal distribution pipe	6.60	If
13.	3" copper pipe, insulation, w/ hangers	76.05	If
14.	2" copper pipe, insulation, w/ hangers	47.22	If
15.	3/4" copper pipe, insulation, w/ hangers	25.82	If
16.	4" HDPE Piping, insulation, w/hangers	57.49	If
17.	2" HPDE Piping, insulation, w/ hangers	35.70	If
18.	4" PVC Sanitary sewer below slab, with trenching & backfill	60.00	If
19.	4" Cast Iron Sanitary sewer above slab, w/ hangers	60.00	If

	WORK (to be filled out by the Architect)	PRICE / UNIT (to be filled out by the Contractor)	UNIT (to be filled out by the Contractor)
20.	6" PVC Sanitary sewer below slab, w/ trenching & backfill	65	lf
21.	Replace existing 2" domestic water valve w/ ball valve	400.00	ea
22.	Replace existing 1" domestic water valve w/ ball valve	150.00	ea
23.	10' of 1" branch piping with a new semi-recessed head	700.00	10lf
24.	4" Sch 10 steel pipe main w/ hangers	40.00	lf
25.	2" Sch 40 steel pipe main w hangers	40.00	lf
26.	1" Sch 40 steel branch piping w/ hangers	22.50	lf
27.	Provide quad receptacle and circuit with conduit, outlet box, junction boxes, receptacles and 50' of 3 conductor, 10 AWG wire, circuit breaker, and labor	550.00	ea
28.	Provide indoor video surveillance camera and 250 feet of cable installed complete	1,040.00	ea
29.	Provide type "X1" light fixture installed and circuited with all conduit, outlet box, junction boxes, receptacles, and 50' of 3 conductor, 10 AWG wire, circuit breaker, and labor	600	ea
30.	Provide Wall Mounted Occupancy Sensor, Installed	300	ea
31.	Provide Ceiling Mounted Occupancy Sensor, Installed	400	ea
32.	Provide Ceiling Mounted Occupancy Sensor power pack, Installed	400	ea
33.	Provide EMT Conduit (3/4"), Installed	12	lf
34.	Provide EMT Conduit (2"), Installed	22	lf
35.	Provide 3 Pole, 100A Frame, 600V Circuit Breaker, Installed	2,000.00	ea
36.	Provide 110 cd Speaker/Strobe Fire Alarm Device, Installed	300	ea
37.	Provide Fire Alarm Supervisory Device, Installed	300	ea
38.	Provide Fire Alarm Pull Station and 100' of cable and conduit, Installed	750	ea
39.	Provide Duct Mounted Smoke Detector, Installed	1,000	ea
40.	Provide data outlet with jack and 100' of CAT 6 cable, Installed	300	ea

Section 9.1.7-2

C. KDE Purchase Order Summary Form

DIRECT MATERIAL PURCHASES:

Indicate on the lines below those materials to be purchased directly by the Owner with a Purchase Order to be issued by the Owner to the individual suppliers. The value of the direct Purchase Order cannot be less than \$5,000. Following the approval of bids, the Contractor shall formalize this list by completing and submitting the electronic Purchase Order Summary Form provided by KDE. Listing the supplier below means the Contractor is acknowledging authorization from the Supplier to include the Supplier in this bid.

A maximum of 50 POs will be acceptable with each bid. Do not add supplemental sheets for additional POs to this document.

The bidder shall submit the list of Purchase Orders within four (4) days of the bid.

	<u>SUPPLIER</u> (to be filled out by the Contractor)	<u>PURCHASE ORDER DESCRIPTION</u> (to be filled out by the Contractor)	<u>PURCHASE ORDER AMT.</u> (to be filled out by the Contractor)
1.	McD Concrete Enterprises	Concrete	\$25,000.00
2.	McD Concrete Enterprises	Rebar & Mesh	\$8,600.00
3.	Division 4	Brick	\$18,500.00
4.	Reading Rock Inc.	CMU (block & mortar)	\$15,800.00
5.	Cincinnati Construction Products	Metal Deck	\$35,800.00
6.	Art Woodworking	Casework & Countertops	\$38,633.00
7.	Mueller Roofing Distributors	Roofing Materials	\$57,000.00
8.	Architectural Products	Metal coping, conductor boxes, downspouts	\$12,820.00
9.	Schiller	HM doors, frames, WD doors, hardware	\$44,975.00
10.	Schiller	Toilet Room Accessories & VDBs	\$20,885.00
11.	Winco Windows	Aluminum Windows	\$26,599.00
12.	Forbo	Linoleum	\$99,353.00
13.	Carpet Cushion & Supply	Resilient Base, Treads, & Tile	\$16,746.00
14.	Modernfold	Operable Partition	\$6,700.00
15.	Burkett Restaurant Equip & Supplies	Food Service Equipment	\$199,161.00
16.	Toadvine Enterprises	Gym Divider Curtain	\$10,208.00
17.	Midwest Shade & Drapery Co	Window Blinds	\$19,000.00
18.	Reliable Automatic Sprinkler Co, Inc.	Fire Suppression	\$18,000.00
19.	Ferguson Fire & Fabrication	Fire Suppression	\$15,000.00

	SUPPLIER (to be filled out by the Contractor)	PURCHASE ORDER DESCRIPTION (to be filled out by the Contractor)	PURCHASE ORDER AMT. (to be filled out by the Contractor)
20.	Shape Manufacturer	Ductwork	\$92,881.00
21.	RL Craig	GRDs, Fans, Louvers, Intake Hoods, Air Curtain	\$81,393.00
22.	Elitaire	HVAC Equipment	\$982,000.00
23.	Siemens	Control Material	\$103,400.00
24.	Trane	Electric heaters	\$8,750.00
25.	Blackmore & Glunt	Pumps & Specialties	\$26,100.00
26.	Aquaserve	Glycol	\$36,600.00
27.	MaComb	Pipe & Fittings	\$43,800.00
28.	State Electric	Panels	\$68,650.00
29.	IPS	Fire Alarm	\$32,875.00
30.	Graybar	Lighting Package	\$211,634.59
31.	ViTech	Wastewater Treatment Plant	\$124,937.15
32.	Winnelson - Florence	Fixtures & Water Heater	\$37,147.67
33.	Winnelson - Florence	Copper waterlines/fittings - Plumbing	\$68,664.00
34.	Winnelson - Florence	PVC pipe & fittings - Plumbing	\$35,709.00
35.	Parkreations	Playground fabric shelters	\$11,065.00
36.			
37.			
38.			
39.			
40.			
41.			
42.			
43.			
44.			

DIRECT MATERIAL PURCHASES:

Indicate on the lines below those materials to be purchased directly by the Owner with a Purchase Order to be issued by the Owner to the individual suppliers. The value of the direct Purchase Order cannot be less than \$5,000. Following the approval of bids, the Contractor shall formalize this list by completing and submitting the electronic Purchase Order Summary Form provided by KDE. Listing the supplier below means the Contractor is acknowledging authorization from the Supplier to include the Supplier in this bid.

A maximum of 50 POs will be acceptable with each bid. Do not add supplemental sheets for additional POs to this document.

The bidder shall submit the list of Purchase Orders within four (4) days of the bid.

	<u>SUPPLIER</u> (to be filled out by the Contractor)	<u>PURCHASE ORDER DESCRIPTION</u> (to be filled out by the Contractor)	<u>PURCHASE ORDER AMT.</u> (to be filled out by the Contractor)
1.	McD Concrete Enterprises	Concrete	\$25,000.00
2.	McD Concrete Enterprises	Rebar & Mesh	\$8,600.00
3.	Division 4	Brick	\$18,500.00
4.	Reading Rock Inc.	CMU (block & mortar)	\$15,800.00
5.	Cincinnati Construction Products	Metal Deck	\$35,800.00
6.	Art Woodworking	Casework & Countertops	\$38,633.00
7.	Mueller Roofing Distributors	Roofing Materials	\$57,000.00
8.	Architectural Products	Metal coping, conductor boxes, downspouts	\$12,820.00
9.	Schiller	HM doors, frames, WD doors, hardware	\$44,975.00
10.	Schiller	Toilet Room Accessories & VDBs	\$20,885.00
11.	Winco Windows	Aluminum Windows	\$26,599.00
12.	Forbo	Linoleum	\$99,353.00
13.	Carpet Cushion & Supply	Resilient Base, Treads, & Tile	\$16,746.00
14.	Modernfold	Operable Partition	\$6,700.00
15.	Burkett Restaurant Equip & Supplies	Food Service Equipment	\$199,161.00
16.	Toadvine Enterprises	Gym Divider Curtain	\$10,208.00
17.	Midwest Shade & Drapery Co	Window Blinds	\$19,000.00
18.	Reliable Automatic Sprinkler Co, Inc.	Fire Suppression	\$18,000.00
19.	Ferguson Fire & Fabrication	Fire Suppression	\$15,000.00

	SUPPLIER (to be filled out by the Contractor)	PURCHASE ORDER DESCRIPTION (to be filled out by the Contractor)	PURCHASE ORDER AMT. (to be filled out by the Contractor)
20.	Shape Manufacturer	Ductwork	\$92,881.00
21.	RL Craig	GRDs, Fans, Louvers, Intake Hoods, Air Curtain	\$81,393.00
22.	Elitaire	HVAC Equipment	\$982,000.00
23.	Siemens	Control Material	\$103,400.00
24.	Trane	Electric heaters	\$8,750.00
25.	Blackmore & Glunt	Pumps & Specialties	\$26,100.00
26.	Aquaserve	Glycol	\$36,600.00
27.	MaComb	Pipe & Fittings	\$43,800.00
28.	State Electric	Panels	\$68,650.00
29.	IPS	Fire Alarm	\$32,875.00
30.	Graybar	Lighting Package	\$211,634.59
31.	ViTech	Wastewater Treatment Plant	\$124,937.15
32.	Winnelson - Florence	Fixtures & Water Heater	\$37,147.67
33.	Winnelson - Florence	Copper waterlines/fittings - Plumbing	\$68,664.00
34.	Winnelson - Florence	PVC pipe & fittings - Plumbing	\$35,709.00
35.	Parkcreations	Playground fabric shelters	\$11,065.00
36.			
37.			
38.			
39.			
40.			
41.			
42.			
43.			
44.			