



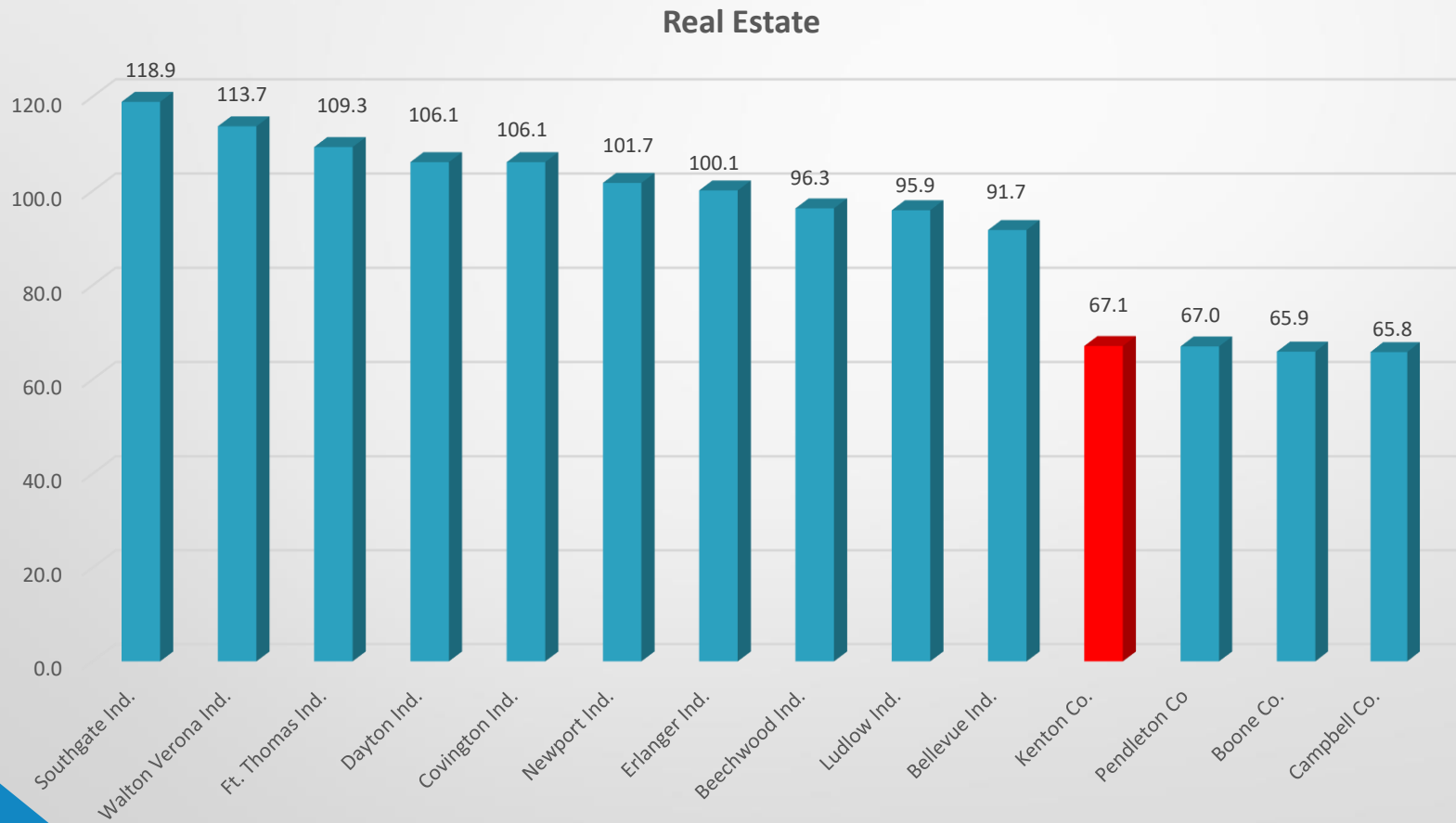
Kenton County School District

Public Hearing

Proposed Tax Rate for 2021-22

August 16, 2021

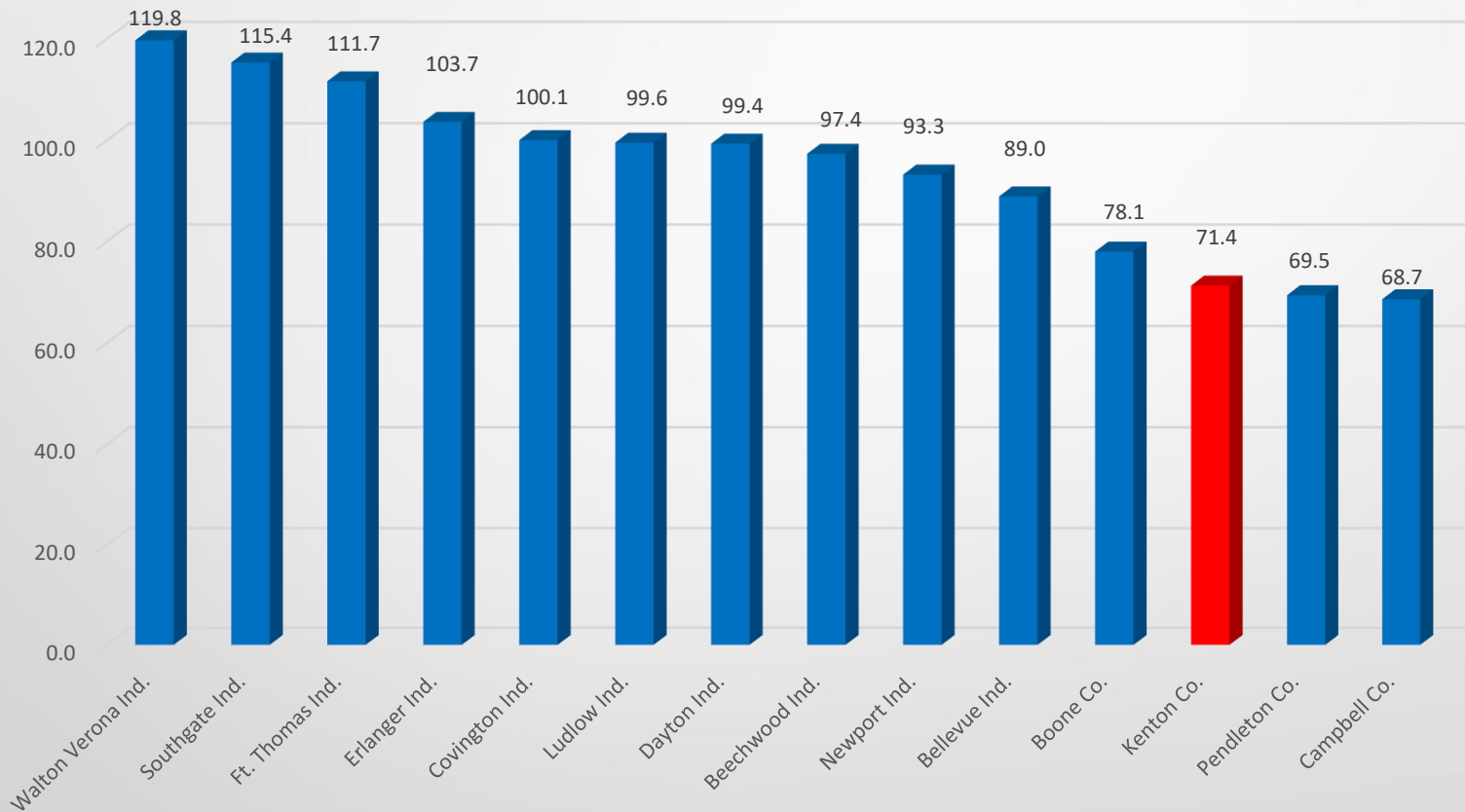
Northern KY School District Tax Rates 2020-21



Northern KY School District Tax

2020-21

Levied Equivalent



State/Region School District Tax Rates 2020-21

District	Total Real Estate Rate	Motor Vehicle Rate	Levied Equivalent Rate	Total
291 Kenton County	67.1 Cents	63.5 Cents	71.4 Cents	# of Districts
Rank in NKY Region	12	9	14	16
Rank in Top 10 Districts	6	2	7	10
Rank in State of KY	72	21	83	171

Kenton County School District 2021-22 Tax Rate Alternatives

	Current 2020-21 Rate & Taxes	Compensating Rate	3% Over Comp Rate	4% Over Comp Rate
	67.1 cents	64.6 cents	66.5 cents	67.1 cents
Total RE Property Assessment	\$ 9,021,103,696	\$ 9,603,229,420	\$ 9,603,229,420	\$ 9,603,229,420
Total RE Tax Revenue Assessed	60,531,606	62,036,862	63,861,476	64,437,699
Total Tax Rev Increase (Net)		\$ 1,427,497	\$ 3,157,853	\$ 3,704,282
Gen Fund Tax Revenue Increase		815,380	2,545,736	3,092,165
Building Fund Tax Rev Increase		612,117	612,117	612,117
SEEK Reduction (Local Effort)		(1,768,363)	(1,768,363)	(1,768,363)
General Fund SEEK Revenue	40,315,943	40,316,137	40,316,137	40,316,137

Kenton County School District Tax Rates

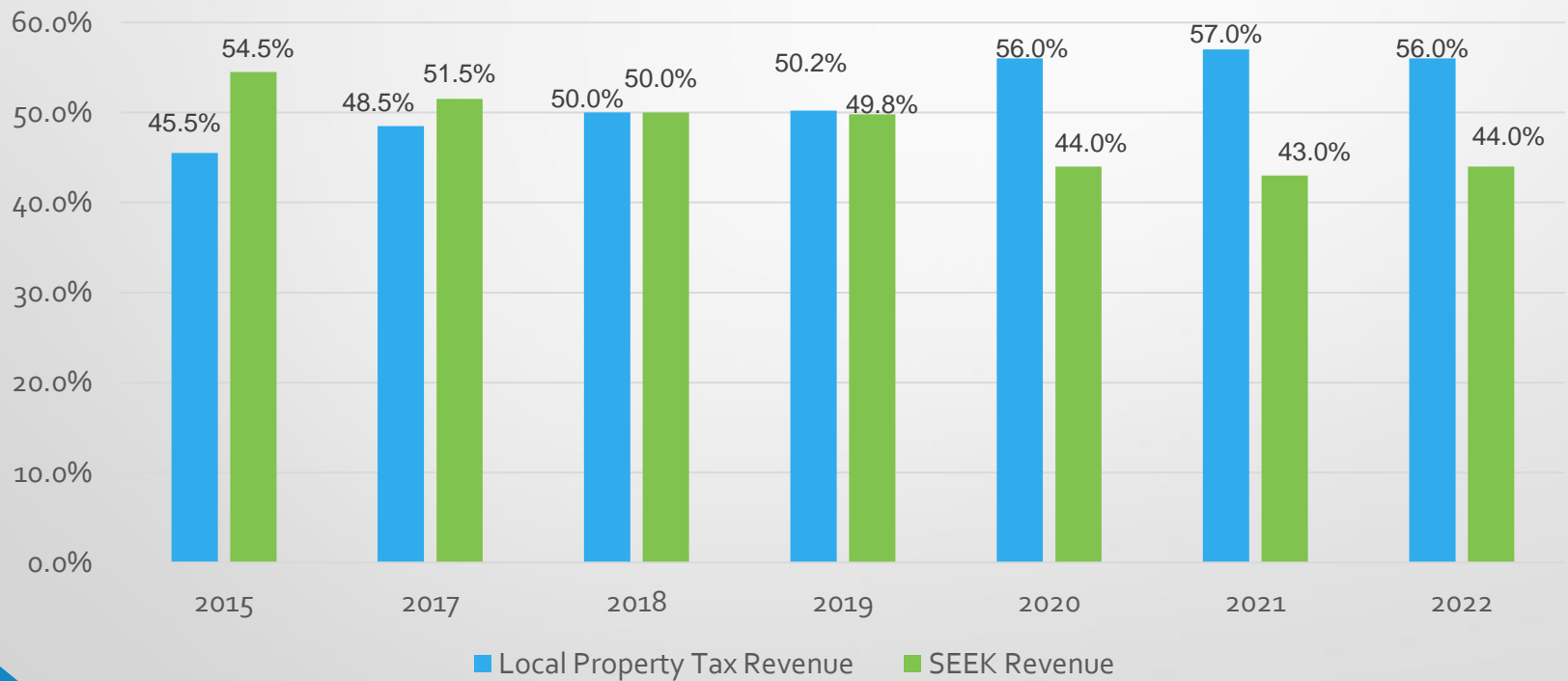
Fiscal Year	Real Estate Assessed Value	Real Property Rate Per \$100	School Property Tax on Residence Valued at				
			\$200,000	\$250,000	\$300,000	\$ 350,000	\$ 400,000
2021-22	9,603,229,420	67.1 cents	\$1,342	\$1,678	\$2,014	\$2,350	\$2,684
2020-21	9,021,103,696	67.1 cents	\$1,342	\$1,678	\$2,014	\$2,350	\$2,684
2019-20	8,507,968,399	67.2 Cents	\$1,344	\$1,680	\$2,016	\$2,352	\$2,686
2018-19	8,192,593,430	65.9 Cents	\$1,318	\$1,648	\$1,977	\$2,306	\$2,636
2017-18	8,127,745,112	63.8 Cents	\$1,276	\$1,595	\$1,914	\$2,233	\$2,552
2016-17	7,982,577,526	62.1 Cents	\$1,242	\$1,552	\$1,863	\$2,173	\$2,484
2015-16	7,788,778,559	60.9 Cents	\$1,218	\$1,522	\$1,827	\$2,131	\$2,436
2014-15	7,642,272,587	59.1 Cents	\$1,182	\$1,477	\$1,773	\$2,068	\$2,364

Kenton County School District Tax Rates

Motor Vehicle Assessment & Tax Rate				
Year	Assessed Value	Tax Rate Per \$100	Total Revenue	
2022	\$ 880,722,231	63.5	\$ 5,800,000	(Projected)
2021	873,393,568	63.5	6,296,786	
2020	867,386,149	63.5	5,423,085	
2019	830,214,349	63.5	5,539,244	
2018	813,153,143	63.5	5,313,736	
Utility Tax Rate				
Year		Tax Rate	Total Revenue	
2022		3 %	\$ 5,800,000	(Projected)
2021		3 %	5,887,000	
2020		3 %	5,734,431	
2019		3 %	5,731,737	
2018		3%	5,601,131	

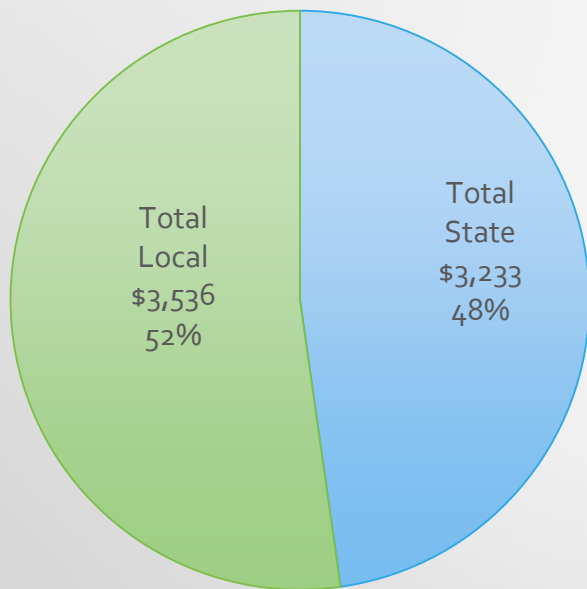
SEEK VS LOCAL PROPERTY TAX REVENUE

General Fund Revenue History



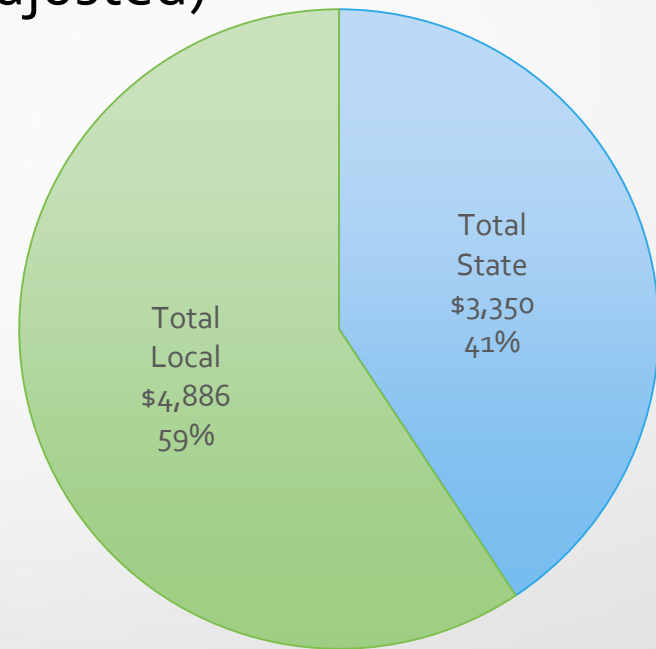
2008 & 2020 State and Local Per Pupil SEEK Funding Kenton County (Inflation Adjusted)

2008



■ Total State ■ Total Local

2020



■ Total State ■ Total Local

Council for Better Education, www.kycbe.com
2020 projected data

General Fund Revenue

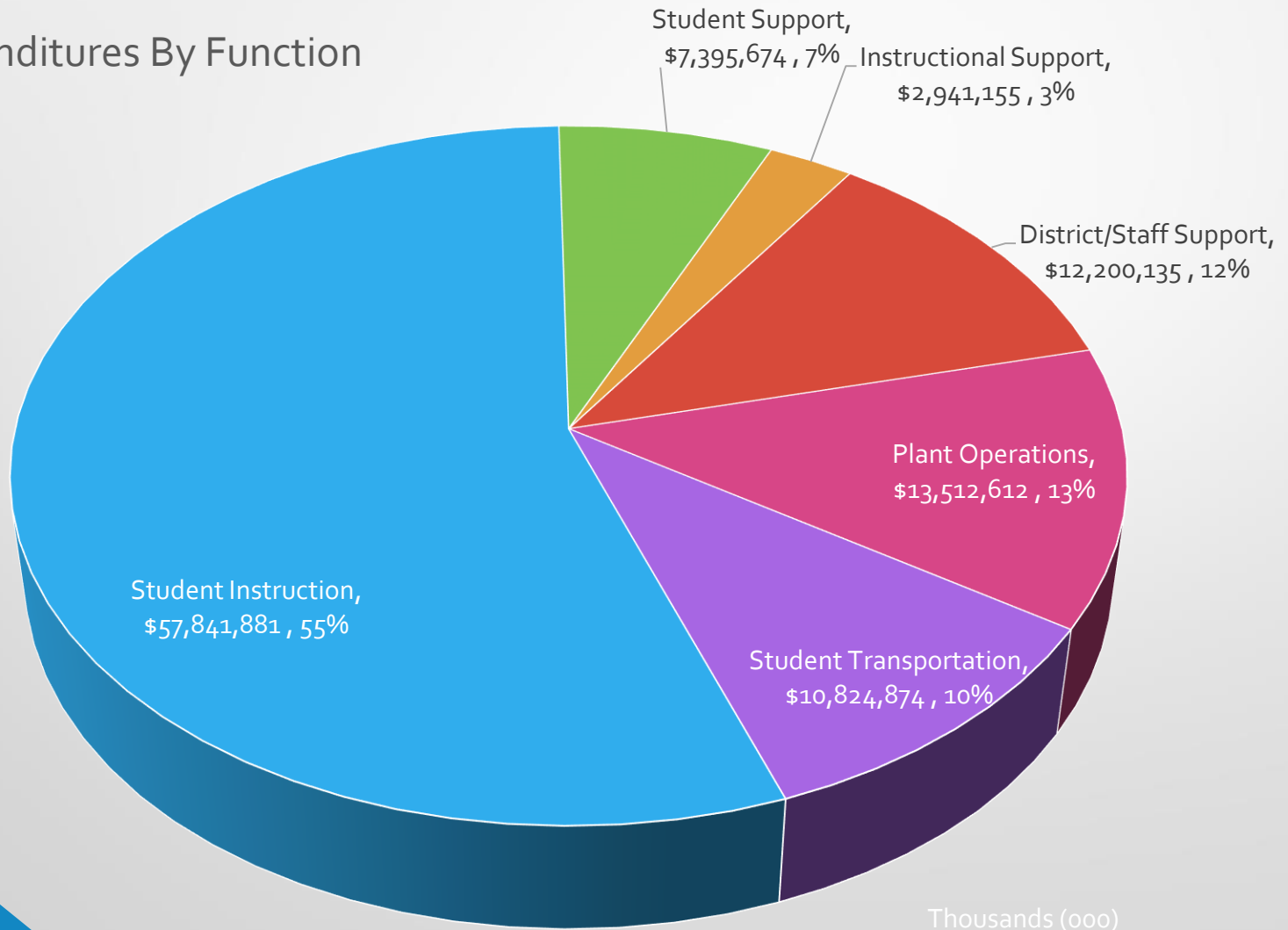
Thousands (ooo)	2021		2022 Projected	
Local Taxes	\$ 56,503	48.5%	\$ 56,050	47.3%
SEEK	40,316	34.6%	40,316	34.0%
Capital Outlay Transfer	1,277	1.0%	1,000	0.8%
Other State & Federal	939	.8%	1,220	1.0%
Other Local	1,890	1.6%	1,913	1.6%
Carryover Funds	15,490	13.3%	18,062	15.2%
Total Revenue	116,415	100%	118,561	100%

General Fund Expenses

Thousands (ooo)	2021		2022 Projected	
Salaries & Benefits	\$ 82,995	85.1%	\$ 87,300	83.4%
Other Operating Expenses	14,514	14.9%	17,416	16.6%
Total Expenses	97,509	100%	104,716	100%
Change in Carryover Funds	2,572	0.3%	(4,217)	(4.0%)
Unrestricted Carryover Funds – End of Year	18,062	15.0%	13,845	13.2%

2022 General Fund Expenditures

Expenditures By Function



District Goals

Transition Readiness Rate 100%

Attendance Rate 96.25%



CBAS Pillars

Student Learning and Progress

- Ensure academic success for all students so that every student reaches his/her maximum learning potential

Student Readiness

- Ensure all students are prepared with the knowledge, skills and dispositions to be transition ready

Engaged, Well-Rounded Students

- Engage students in a way that contributes to their overall development and future wellbeing

Community Engagement and Partnerships

- Ensure all stakeholders in the community have the opportunity to meaningfully engage and support all schools in the KCSD

Professional Learning/Quality Staff

- Ensure that every student has quality teachers and adults that promote the learning and well-being of students

Fiscal and Operational Systems

- Ensure the district is financially responsible/efficient and using its resources to further the district mission

Safety and Well-Being

- Ensure students are educated in an optimal environment that is safe, secure, and conducive to learning. This includes both physical safety as well as the social/emotional needs of each student

Recommendation

- Approve Real Estate Tax Rate of 67.1 cents per \$100 for 2021-22
- Approve Personal Property Tax Rate of 67.1 cents per \$100 for 2021-22
- Approve existing Motor Vehicle Rate of 63.5 cents per \$100 for 2021-22
- Approve existing Utility Tax Rate of 3% for 2021-22