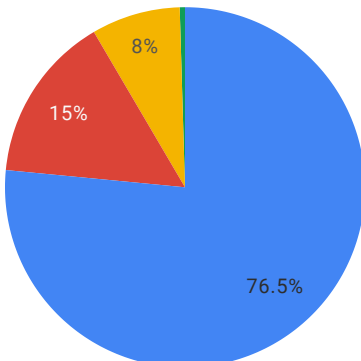
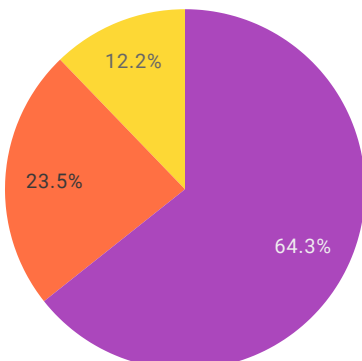
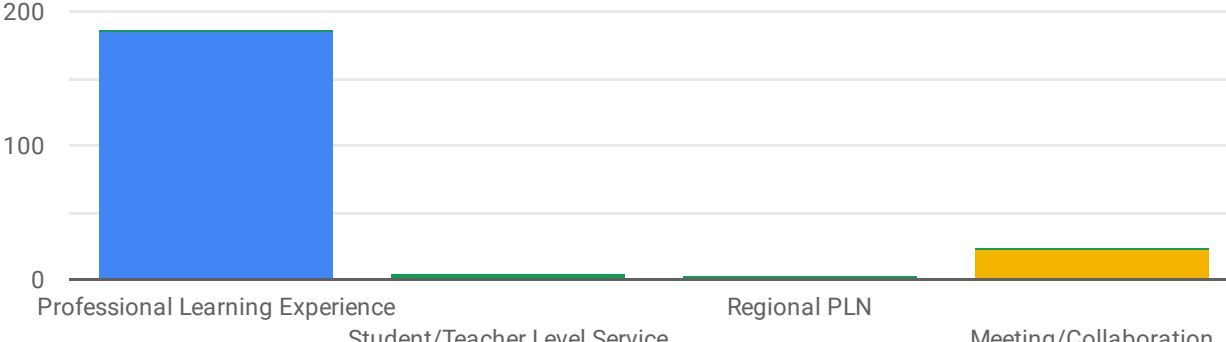


# Connect, Grow and Serve Log

<div> <div>Jun 1, 2021 - Jul 31, 2021</div> <div> <div>Select Activity Type</div> <div>Select NKCES Staff</div> </div> </div>		<div> <div>Select Activity Topic</div> <div>Select NKCES Staff Role</div> </div>																																																				
<div> <div>Total Activities</div> <div>213</div> </div>	<div> <div>NKCES Led Activities</div> <div>198</div> </div>	<div> <div>NKCES Partnered Activities</div> <div>9</div> </div>	<div> <div>NKCES Attended Activities</div> <div>6</div> </div>	<div> <div>Total Educators Served</div> <div>2,757</div> </div>	<div> <div>Total Students Served</div> <div>13</div> </div>																																																	
<div> <div>Activity Topic</div> <div> <div> <div>Special E...</div> <div>Academics</div> <div>Culture/C...</div> <div>Leadership</div> </div>  </div> </div>		<div> <div>Delivery Method</div> <div> <div>Asynchronous</div> <div>Synchronous</div> <div>Face to Face</div> </div>  </div>		<div> <div>PLNs Met</div> <table border="1"> <thead> <tr> <th>PLN</th> <th># of Times Met</th> </tr> </thead> <tbody> <tr> <td>Assistive Technology</td> <td>1</td> </tr> </tbody> </table> </div>		PLN	# of Times Met	Assistive Technology	1																																													
PLN	# of Times Met																																																					
Assistive Technology	1																																																					
<div> <div>Activity Type</div>  </div>		<div> <div>1 - 1 / 1</div> <div>&lt;</div> <div>&gt;</div> </div>																																																				
<div>Activities Attended by School District</div> <table border="1"> <tr> <td>Beechwood</td> <td>Boone</td> <td>Campbell</td> <td>Dayton</td> <td>Fleming</td> <td>Grant</td> <td>Kenton</td> <td>Newport</td> <td>Pendleton</td> <td>Walton-Verona</td> <td>RSP</td> </tr> <tr> <td>18</td> <td>87</td> <td>47</td> <td>14</td> <td>0</td> <td>3</td> <td>120</td> <td>20</td> <td>22</td> <td>14</td> <td>0</td> </tr> <tr> <td>Bellevue</td> <td>Bracken</td> <td>Covington</td> <td>Erlanger-Elsmere</td> <td>Ft. Thomas</td> <td>Greenup</td> <td>Ludlow</td> <td>NKU</td> <td>Southgate</td> <td>Williamstown</td> <td></td> </tr> <tr> <td>24</td> <td>19</td> <td>68</td> <td>23</td> <td>18</td> <td>1</td> <td>26</td> <td>0</td> <td>20</td> <td>12</td> <td></td> </tr> </table>											Beechwood	Boone	Campbell	Dayton	Fleming	Grant	Kenton	Newport	Pendleton	Walton-Verona	RSP	18	87	47	14	0	3	120	20	22	14	0	Bellevue	Bracken	Covington	Erlanger-Elsmere	Ft. Thomas	Greenup	Ludlow	NKU	Southgate	Williamstown		24	19	68	23	18	1	26	0	20	12	
Beechwood	Boone	Campbell	Dayton	Fleming	Grant	Kenton	Newport	Pendleton	Walton-Verona	RSP																																												
18	87	47	14	0	3	120	20	22	14	0																																												
Bellevue	Bracken	Covington	Erlanger-Elsmere	Ft. Thomas	Greenup	Ludlow	NKU	Southgate	Williamstown																																													
24	19	68	23	18	1	26	0	20	12																																													



# Connect, Grow and Serve Log

Select date range	Select Activity Type	Select NKCES Staff
	Select Activity Topic	Select NKCES Staff Role

Activity Duration

