



FLOYD COUNTY BOARD OF EDUCATION  
Anna Whitaker Shepherd, Interim Superintendent  
442 KY RT 550  
Eastern, KY 41622  
Telephone (606) 886-2354 Fax (606) 886-4550  
www.floyd.kyschools.us

Linda C. Gearheart, Board Chair - District 1  
William Newsome, Jr., Vice-Chair - District 3  
Dr. Chandra Varia, Member - District 2  
Keith Smallwood, Member - District 4  
Steve Stone, Member - District 5

**Consent Agenda Item (Action Item):** Receive Utility Report for Duff Allen Central Elementary School.

**Applicable State or Regulations:**

**Fiscal/Budgetary Impact:**

2019/2020 SY (July 19- June 20) \$112,170  
2020/2021 SY (July 20- June 21) \$78,110

**History/Background:**

June 2021

Board received utility report for Prestonsburg High School.

**Recommended Action:** To accept report as presented.

**Contact Person(s):**

Linda Hackworth  
606-874-9569

N/A  
Principal

Linda Hackworth  
Director

Anna W. Shepherd  
Superintendent

**Date:** July 14, 2021



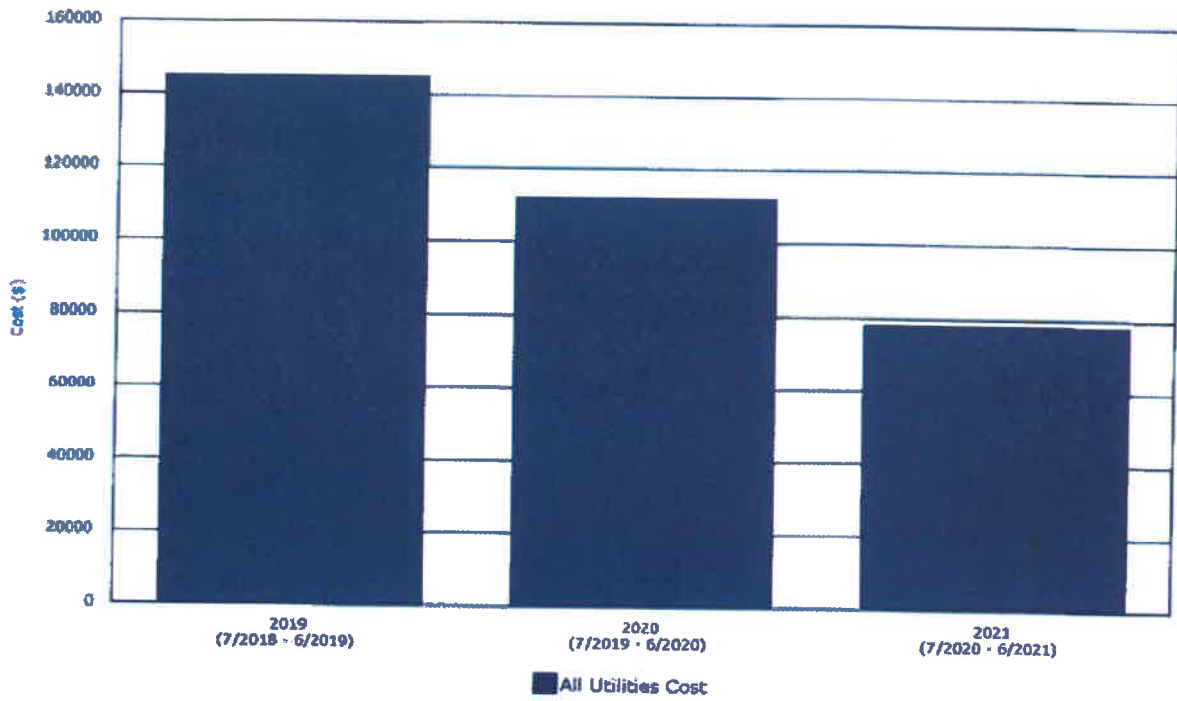
# Utility Report July 26, 2021

## Duff Allen Central Elementary 2019/2020 / 2020/2021 School Years



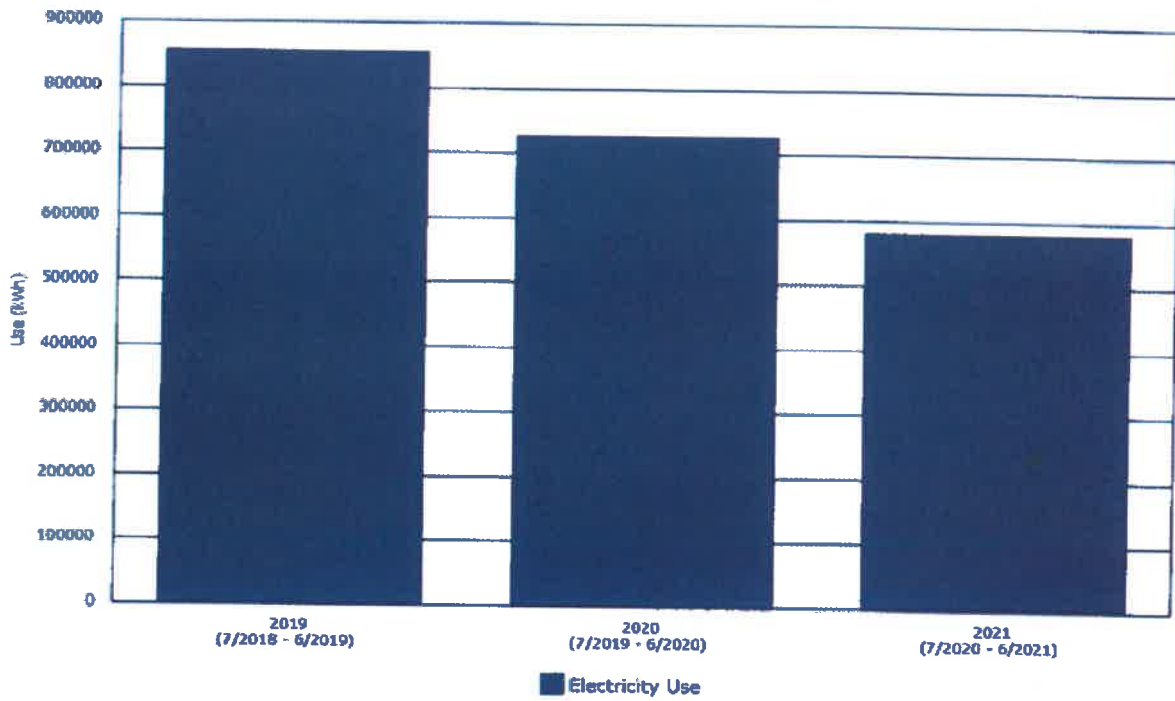
**The Floyd County Board of Education does not discriminate on the basis of race, color, national origin, age, religion, marital status, sex, or disability in employment, educational programs, or activities as set forth in Title IX & VI, and in Section 504.**

**Year-Over-Year Comparison  
 Floyd County Board of Education  
 Selected Facilities -- 7/2018 to 6/2021  
 Duff Allen Central Elementary**



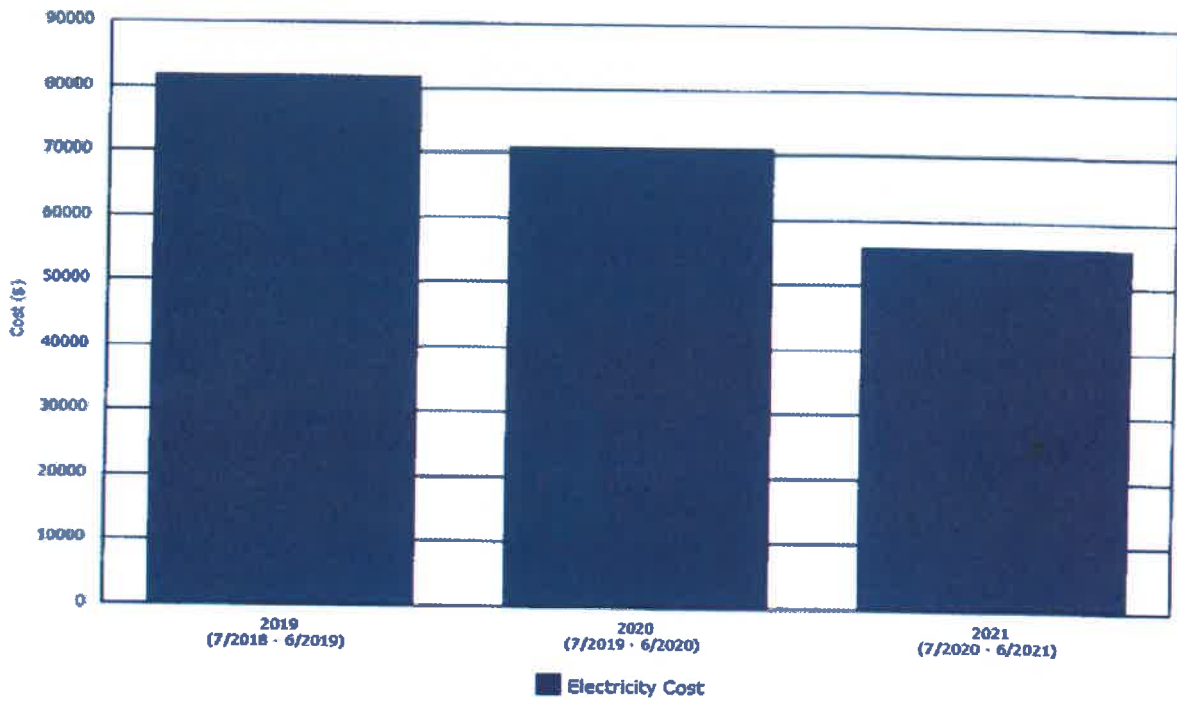
<b>Period</b>	<b>All Utilities Cost</b>
2019	\$144,957
2020	\$112,170
2021	\$78,110

**Year-Over-Year Comparison  
 Floyd County Board of Education  
 Selected Facilities -- 7/2018 to 6/2021  
 Duff Allen Central Elementary**



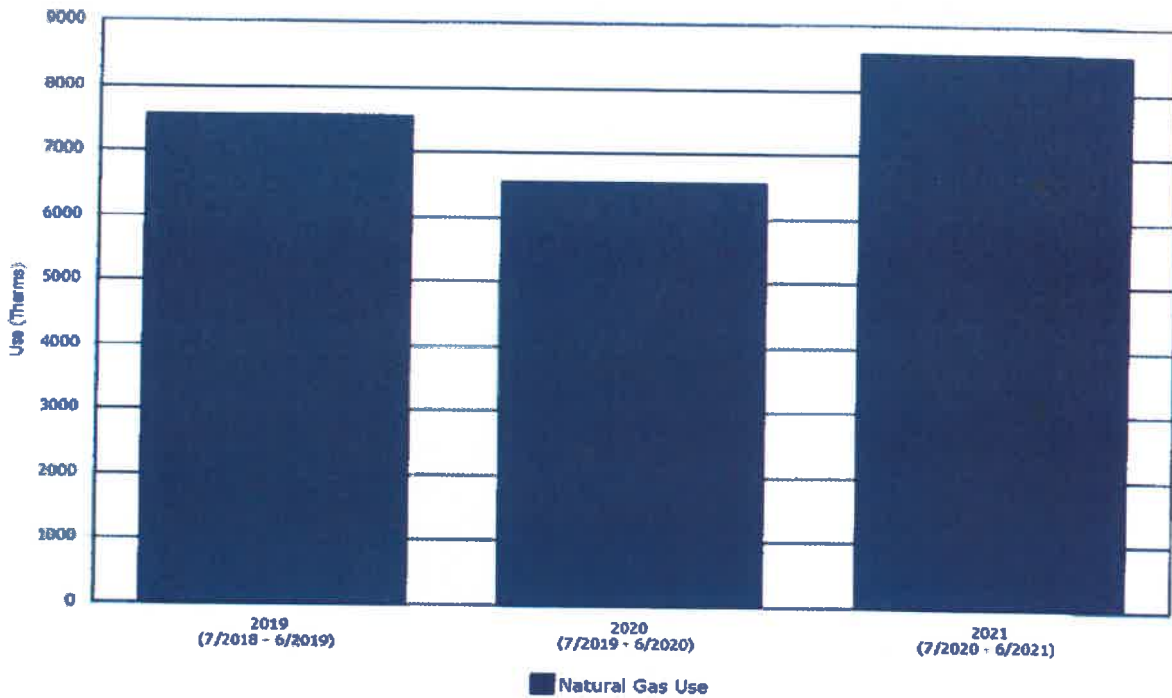
<b>Period</b>	<b>Electricity Use (kWh)</b>
2019	855,300
2020	727,259
2021	582,930

**Year-Over-Year Comparison  
 Floyd County Board of Education  
 Selected Facilities -- 7/2018 to 6/2021  
 Duff Allen Central Elementary**



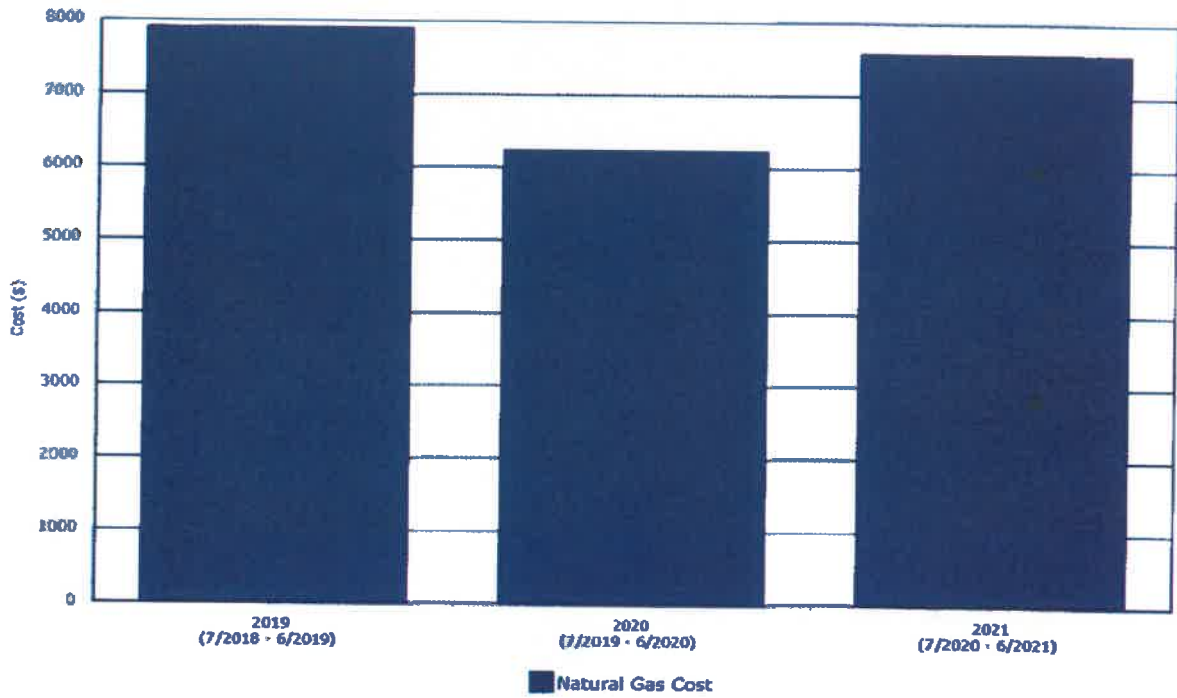
<b>Period</b>	<b>Electricity Cost</b>
2019	\$81,759
2020	\$71,034
2021	\$55,997

**Year-Over-Year Comparison  
 Floyd County Board of Education  
 Selected Facilities -- 7/2018 to 6/2021  
 Duff Allen Central Elementary**



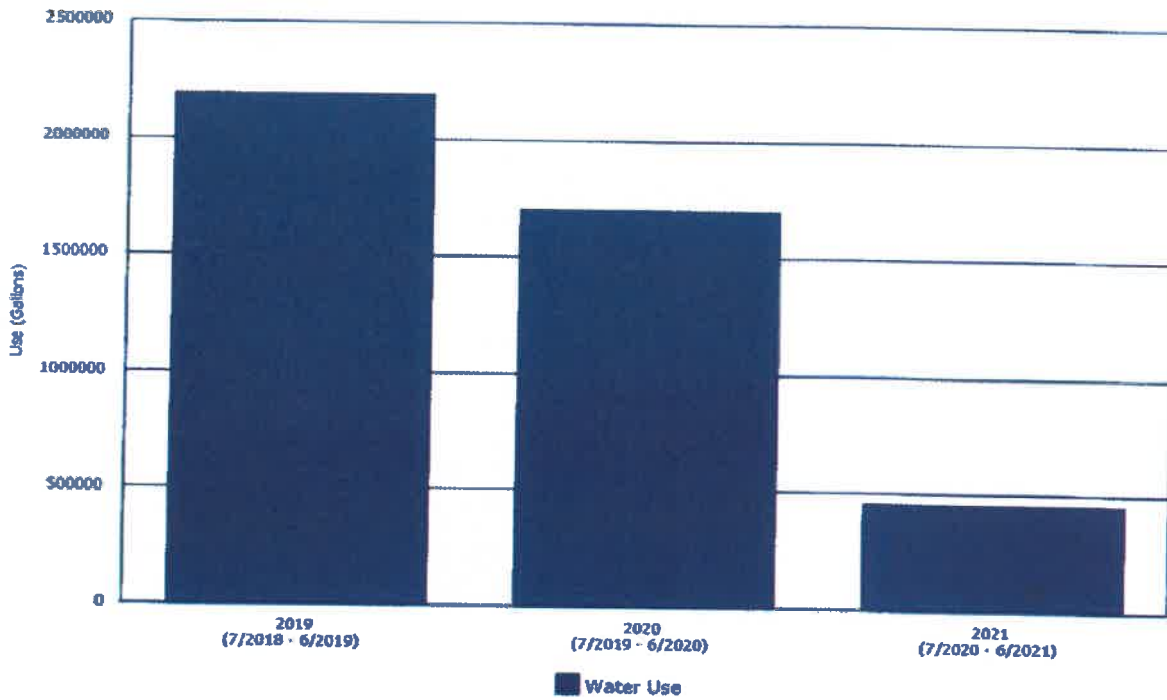
<b>Period</b>	<b>Natural Gas Use (Therms)</b>
2019	7,581
2020	6,563
2021	8,572

**Year-Over-Year Comparison  
 Floyd County Board of Education  
 Selected Facilities -- 7/2018 to 6/2021  
 Duff Allen Central Elementary**



<b>Period</b>	<b>Natural Gas Cost</b>
2019	\$7,908
2020	\$6,234
2021	\$7,591

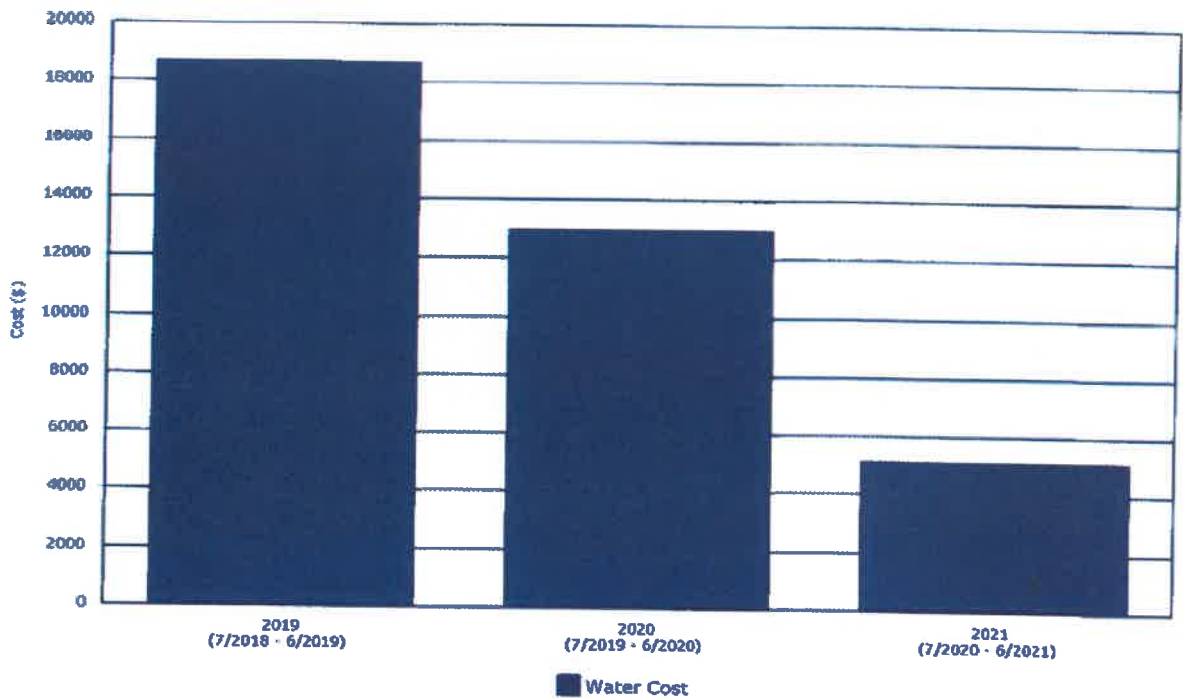
**Year-Over-Year Comparison  
 Floyd County Board of Education  
 Selected Facilities -- 7/2018 to 6/2021  
 Duff Allen Central Elementary**



<b>Period</b>	<b>Water Use (Gallons)</b>
2019	2,195,000
2020	1,702,000
2021	459,400

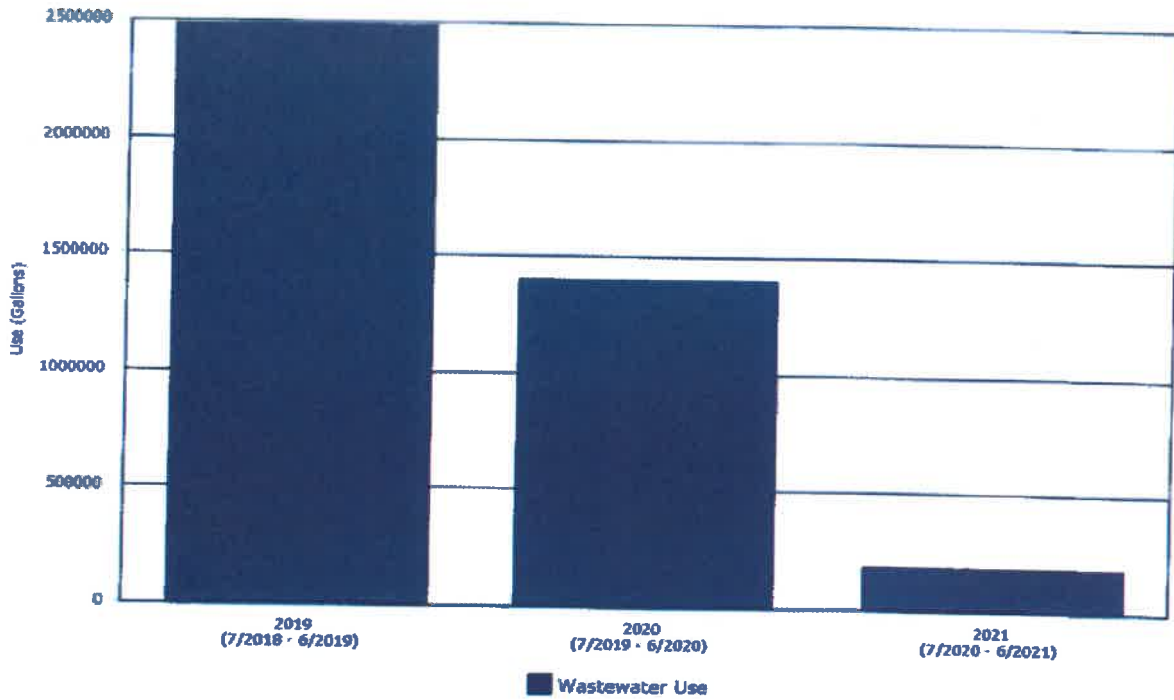


**Year-Over-Year Comparison  
 Floyd County Board of Education  
 Selected Facilities -- 7/2018 to 6/2021  
 Duff Allen Central Elementary**



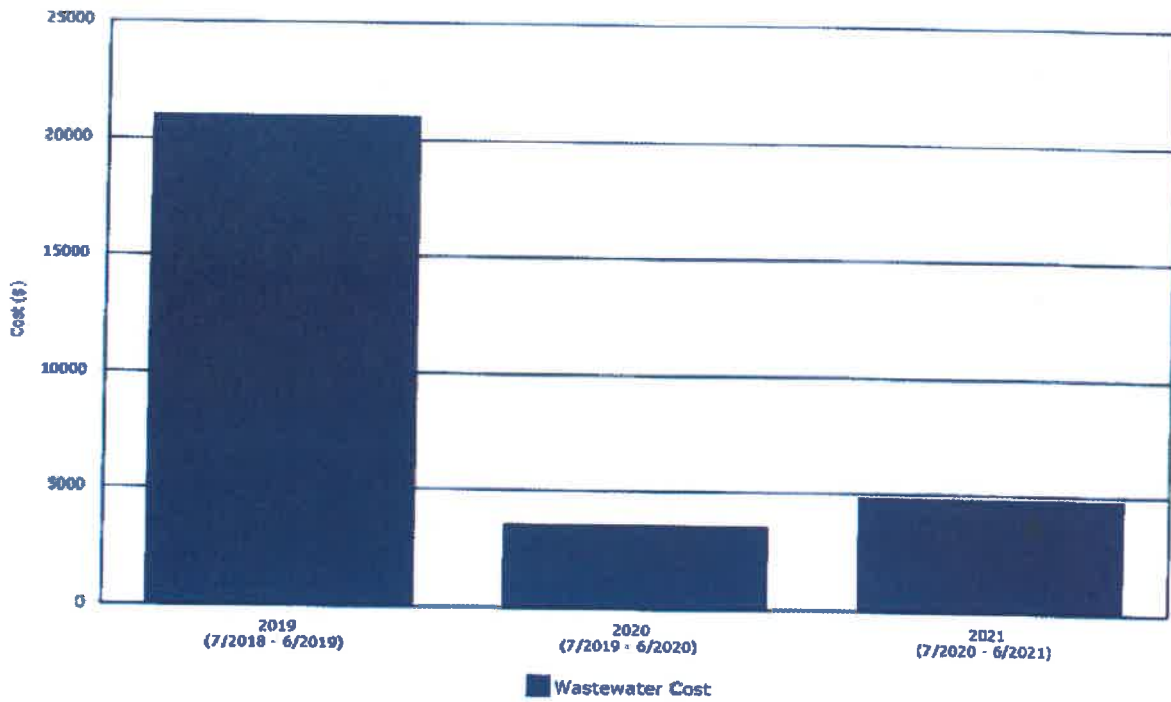
<b>Period</b>	<b>Water Cost</b>
2019	\$18,690
2020	\$12,987
2021	\$5,146

**Year-Over-Year Comparison  
 Floyd County Board of Education  
 Selected Facilities -- 7/2018 to 6/2021  
 Duff Allen Central Elementary**



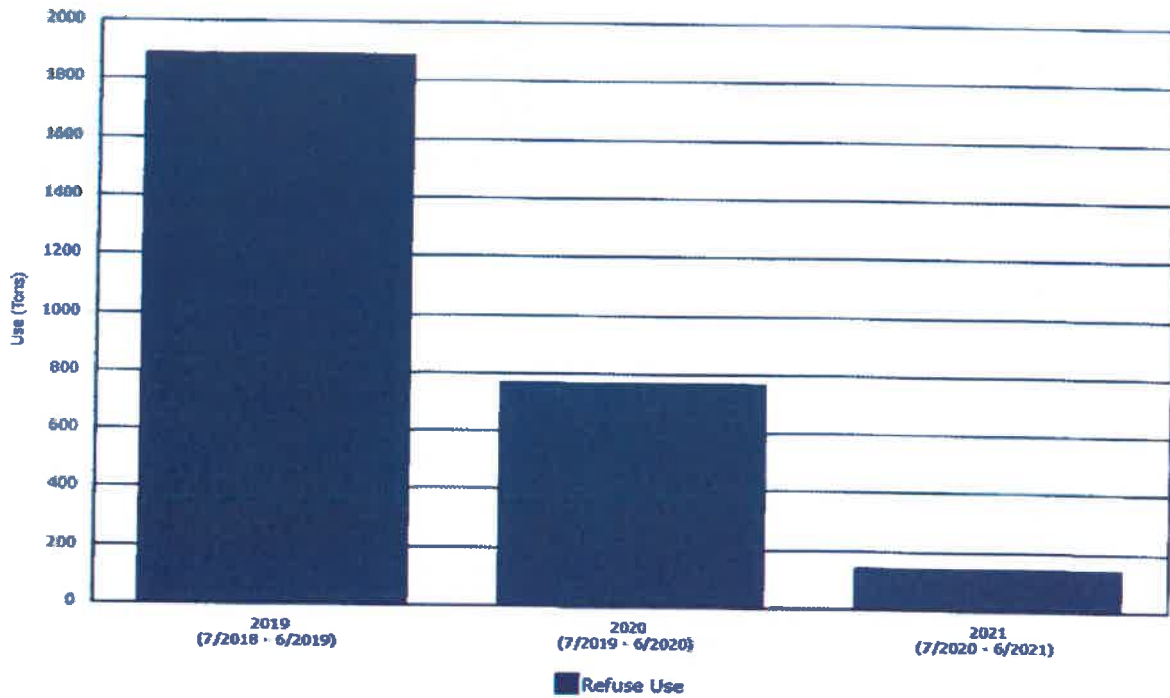
<b>Period</b>	<b>Wastewater Use (Gallons)</b>
2019	2,491,000
2020	1,406,000
2021	192,000

**Year-Over-Year Comparison  
 Floyd County Board of Education  
 Selected Facilities -- 7/2018 to 6/2021  
 Duff Allen Central Elementary**



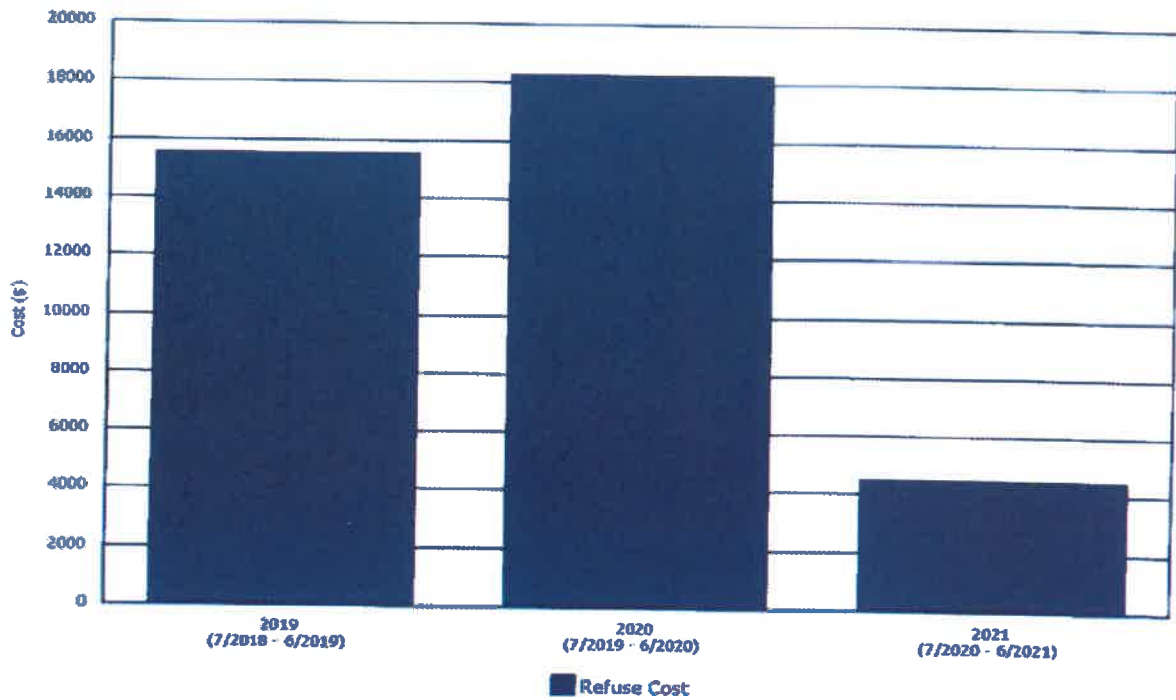
<b>Period</b>	<b>Wastewater Cost</b>
2019	\$21,047
2020	\$3,606
2021	\$4,844

**Year-Over-Year Comparison  
 Floyd County Board of Education  
 Selected Facilities -- 7/2018 to 6/2021  
 Duff Allen Central Elementary**



<b>Period</b>	<b>Refuse Use (Tons)</b>
2019	1,888
2020	768
2021	142

**Year-Over-Year Comparison  
 Floyd County Board of Education  
 Selected Facilities -- 7/2018 to 6/2021  
 Duff Allen Central Elementary**



<b>Period</b>	<b>Refuse Cost</b>
2019	\$15,554
2020	\$18,310
2021	\$4,531

**Monthly Heating and Cooling Degree Days**  
**KY - JULIAN CARROLL AIRPORT (JKL) -- 07/2018 to 06/2021**

<b>Year</b>	<b>Month</b>	<b>Heating Degree Days</b>	<b>Cooling Degree Days</b>
2018	July	0	339
2018	August	0	325
2018	September	9	256
2018	October	296	100
2018	November	664	0
2018	December	724	0
2019	January	912	0
2019	February	578	0
2019	March	642	0
2019	April	193	43
2019	May	55	166
2019	June	7	193
<b>Annual Totals</b>		<b>4,080</b>	<b>1,422</b>
2019	July	0	349
2019	August	0	330
2019	September	0	350
2019	October	180	77
2019	November	658	0
2019	December	661	0
2020	January	718	0
2020	February	633	0
2020	March	368	22
2020	April	330	9
2020	May	174	117
2020	June	2	241
<b>Annual Totals</b>		<b>3,724</b>	<b>1,495</b>
2020	July	0	432
2020	August	0	317
2020	September	50	154
2020	October	189	23
2020	November	379	14
2020	December	807	0
2021	January	867	0
2021	February	839	0
2021	March	387	3
2021	April	275	29
2021	May	132	97
2021	June	0	269
<b>Annual Totals</b>		<b>3,925</b>	<b>1,338</b>