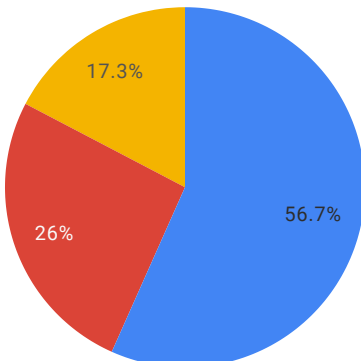


Connect, Grow and Serve Log

Mar 1, 2021 - Mar 31, 2021		Select Activity Type		Select NKCES Staff	
		Select Activity Topic		Select NKCES Staff Role	
Total Activities 150	NKCES Led Activities 130	NKCES Partnered Activities 9	NKCES Attended Activities 11	Total Educators Served 1,328	Total Students Served 293

Activity Topic

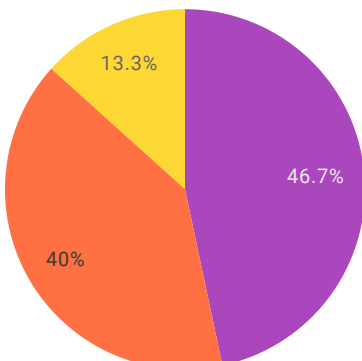
● Special Education ● Academics ● Culture/Climate



Topic	Percentage
Special Education	56.7%
Academics	26%
Culture/Climate	17.3%

Delivery Method

● Asynchronous ● Synchronous ● Face to Face

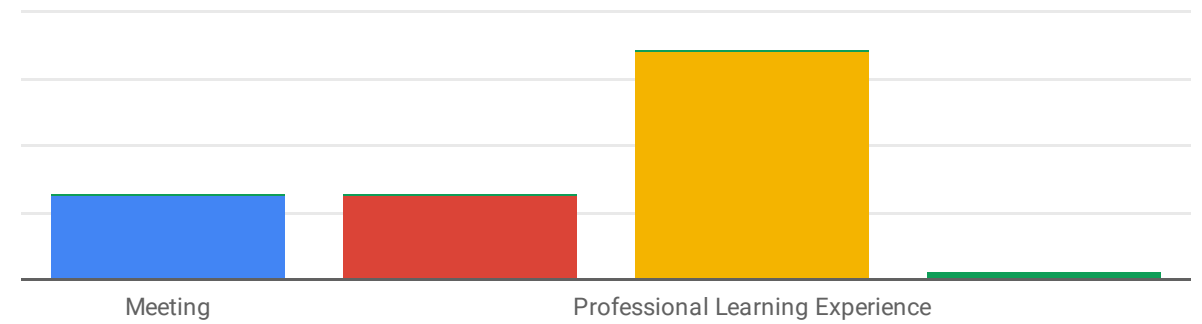


Method	Percentage
Asynchronous	46.7%
Synchronous	40%
Face to Face	13.3%

PLNs Met

PLN	# of Times Met
Media Specialist	1
Arts & Humanities	1
Community Learning Center (CLC)	1

Activity Type



Activity Type	Count
Meeting	30
Student/Teacher Level Service	30
Professional Learning Experience	80
Regional PLN	5

Activities Attended by School District

Beechwood 8	Boone 56	Campbell 15	Dayton 18	Fort Thomas 12	Ludlow 12	NKU 3	Southgate 9	Williamstown 6
Bellevue 12	Bracken 5	Covington 57	Erlanger-Elsmere 17	Kenton 51	Newport 22	Pendleton 34	Walton-Verona 10	RSP 3

1 - 3 / 3