

# Lincoln Elementary School

601 John J. Johnson Ave • Franklin, KY 42134 • (270) 586-7133

To learn more, visit  
[kyschoolreportcard.com](http://kyschoolreportcard.com)

## Elementary School



2 of 5 stars

### Federal Classification:

No classification

### Significant Achievement Gaps:

No significant gaps



Performance of students at your school includes measurement in subject level tests and the student's growth rate from one year to the next. The star rating includes more than just these metrics. More information is available at [kyschoolreportcard.com](http://kyschoolreportcard.com)

## Reading & Mathematics

Percentage of students meeting or exceeding expectations on reading and mathematics tests.

### Reading

50.2%  below state average of 54.6%

### Mathematics

38.3%  below state average of 48.6%

## Student's Academic Growth Rate

The growth rate is based on student performance from one year to the next in reading and mathematics.

48.1  below state average of 57.8

## Science, Social Studies & Writing

Percentage of students meeting or exceeding expectations on science, social studies and writing tests.

### Science

29.7%  below state average of 31.7%

### Social Studies

48.9%  below state average of 53%

### Writing

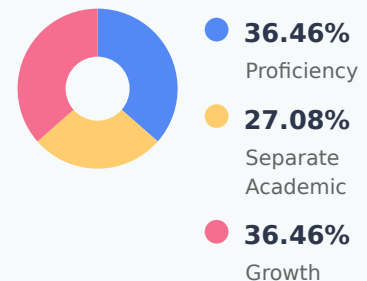
51.9%  above state average of 46.7%



## How Should You Use The School Report Card?

Kentucky's accountability system places students at its heart by ensuring they are well rounded, transition-ready, and prepared with the knowledge and skills needed to be successful at the next level. Use this information as a conversation starter in your community on how to improve academic performance on a local level.

## How is the 5-Star Accountability Rating Calculated?



Kentucky's accountability system provides an overall star rating for each school ranging from 1 (lowest) to 5 (highest). Calculations for how many stars a school or district receives are made based on the weights of the indicators shown above.

*\*Percentages listed are for schools with a standard configuration of grades 3-5 and 6-8 and rounded to the nearest hundredth.*






Access the Kentucky Department of Education School Report Card Suite at [raisethebar.education.ky.gov](http://raisethebar.education.ky.gov), where you can browse school data and compare the progress of all Kentucky schools.

# Lincoln Elementary School

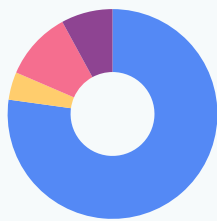
601 John J. Johnson Ave • Franklin, KY 42134 • (270) 586-7133





## About This School

### GENERAL INFORMATION

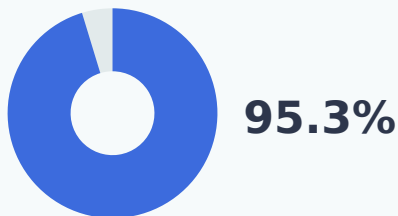
-  **491** Students
-  **4th - 5th** Grades
-  **17:1** Student to Teacher Ratio

### STUDENT DEMOGRAPHICS

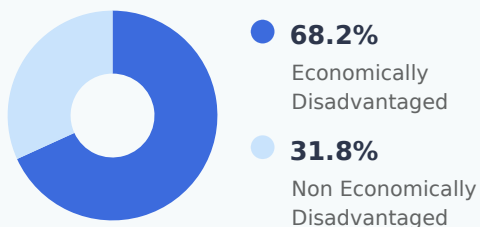


-  **77.19%** White (non-Hispanic) 379 students
-  **4.28%** Hispanic or Latino 21 students
-  **10.59%** African American 52 students
-  **7.94%** Other 39 students

### ATTENDANCE RATE



### ECONOMICALLY DISADVANTAGED



## Novice Level

### Reading

**19.9%**  above prior year rate 16.1%

### Mathematics

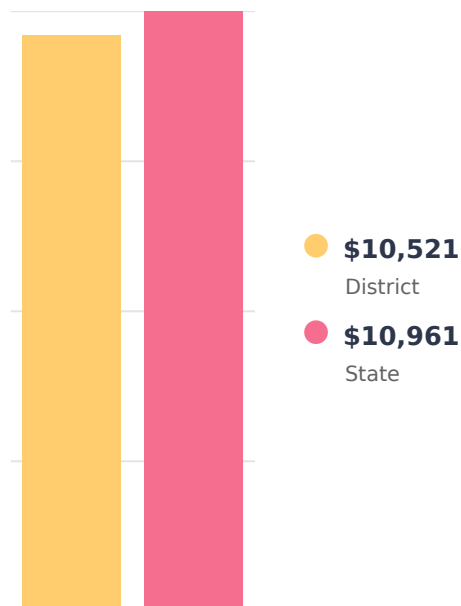
**25.5%**  above prior year rate 22.8%

### Why is this important?

Students performing at the novice level have minimal understanding of grade level content and are in a state of “academic emergency.” The novice rate represents students performing at the lowest level in your school. The goal is to reduce the percentage of novice performance each year.

## Total Spending Per Student

State and local funds: Total spending divided by student membership. Data reflects the 2017-2018 school year.



Financial data is complex and varies from district to district. Conclusions should not be drawn solely from this data. Please engage local district leaders to better understand local district revenue and spending.



For up-to-date, detailed information on your child's education, attendance, behavior, grades, and more - log onto the Campus Parent website at [www.infinitecampus.com/audience/parents-students](http://www.infinitecampus.com/audience/parents-students) or download the Campus Student Mobile app from the Google Play Store or the Apple Store.



Access the Kentucky Department of Education School Report Card Suite at [raisethebar.education.ky.gov](http://raisethebar.education.ky.gov), where you can browse school data and compare the progress of all Kentucky schools.