



FLOYD COUNTY BOARD OF EDUCATION
Danny Adkins, Superintendent
442 KY RT 550
Eastern, KY 41622
Telephone (606) 886-2354 Fax (606) 886-4550
www.floyd.kyschools.us

Linda C. Gearheart, Board Chair Member - District 1
William Newsome, Jr., Vice-Chair - District 3
Dr. Chandra Varia, Member- District 2
Keith Smallwood, Member - District 4
Steve Stone, Member - District 5

Consent Agenda Item (Action Item): Receive Utility Report for May Valley Elementary.

Applicable State or Regulations: N/A

Fiscal Budgetary Impact:

2018/2019 SY (July 18-June 19) \$92,190

2019/2020 SY (July 19-June 20) \$89,789

History / Background

December 2020

Board received utility report for Allen Elementary.

Recommended Action: To accept report as presented.

Contact Person:

Linda Hackworth
Facility Support Coordinator
606-874-2435


Facility Support Coord


Superintendent

DATE: January 11, 2021



Utility Report

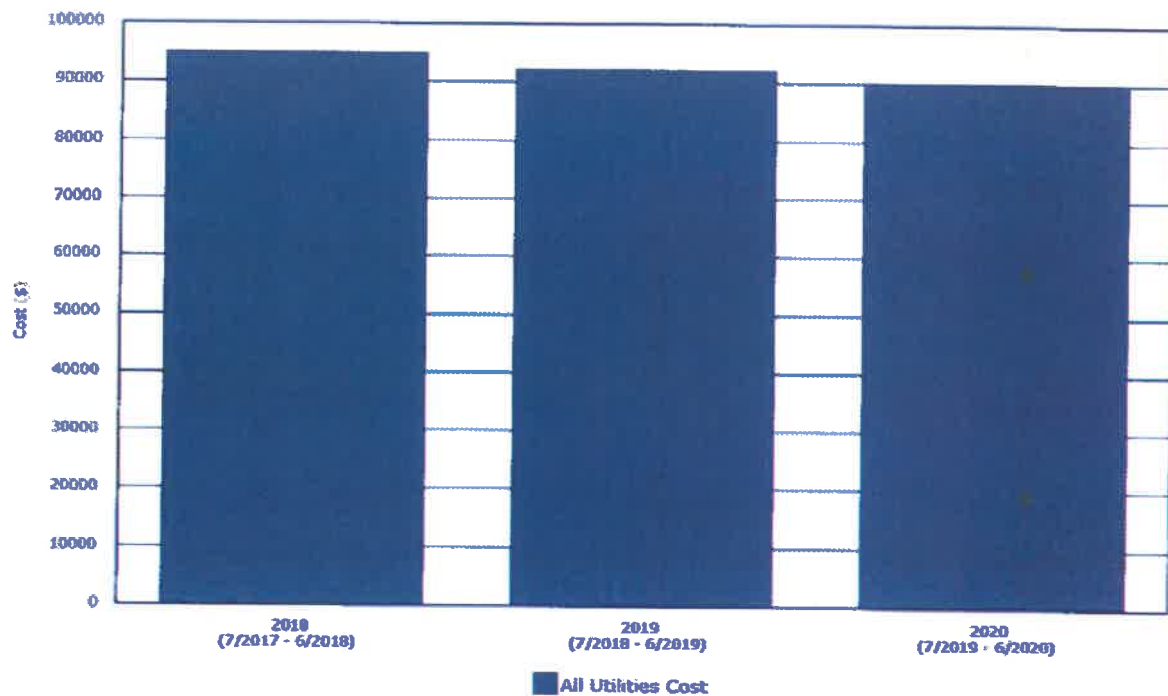
January 25, 2021

May Valley Elementary 2018/2019 / 2019/2020 School Years



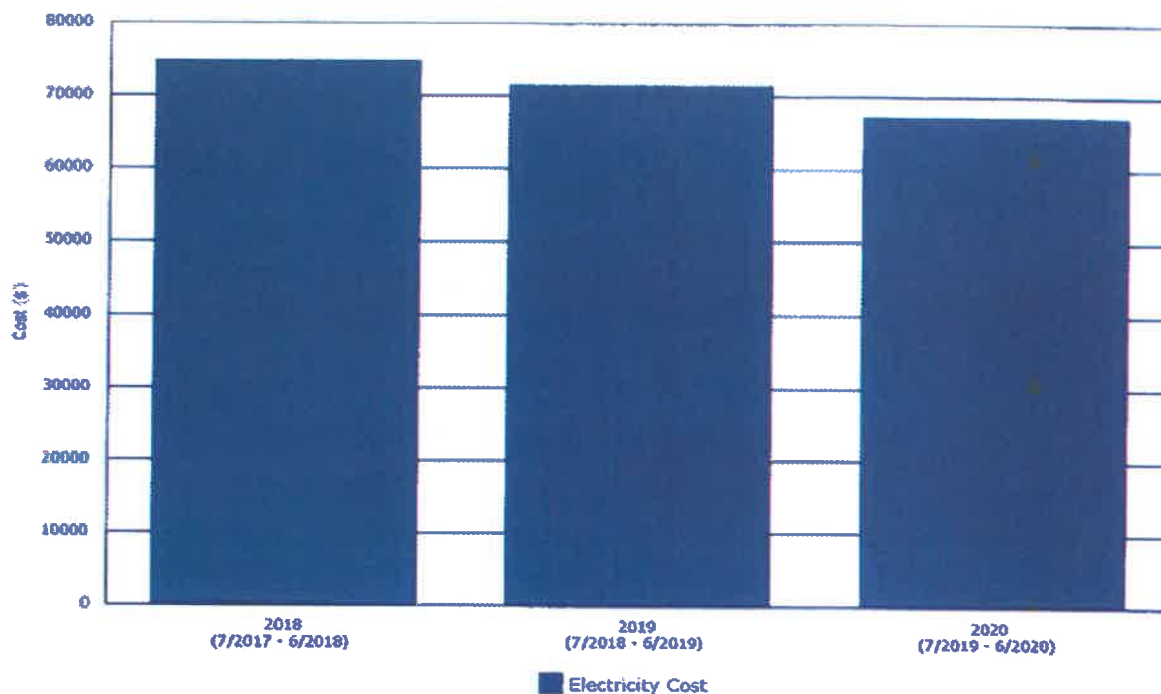
The Floyd County Board of Education does not discriminate on the basis of race, color, national origin, age, religion, marital status, sex, or disability in employment, educational programs, or activities as set forth in Title IX & VI, and in Section 504.

Year-Over-Year Comparison
Floyd County Board of Education
May Valley Elementary -- 7/2017 to 6/2020



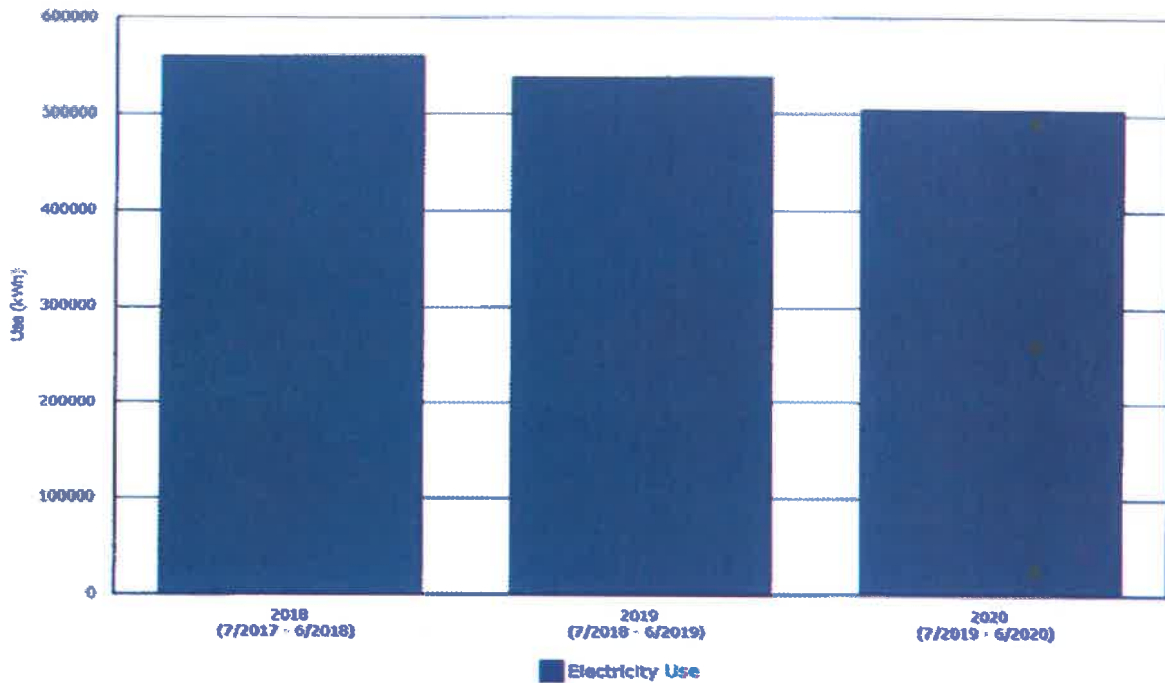
Period	All Utilities Cost
2018	\$95,194
2019	\$92,190
2020	\$89,789

Year-Over-Year Comparison
Floyd County Board of Education
May Valley Elementary -- 7/2017 to 6/2020



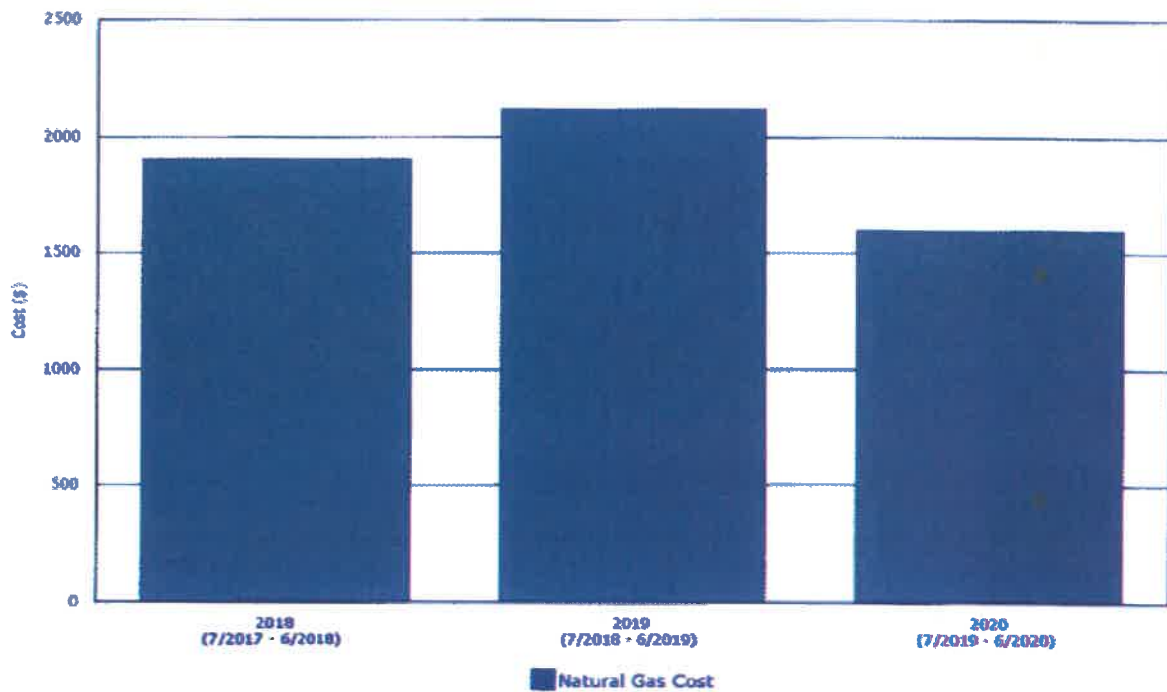
Period	Electricity Cost
2018	\$74,907
2019	\$71,542
2020	\$67,321

Year-Over-Year Comparison
Floyd County Board of Education
May Valley Elementary -- 7/2017 to 6/2020



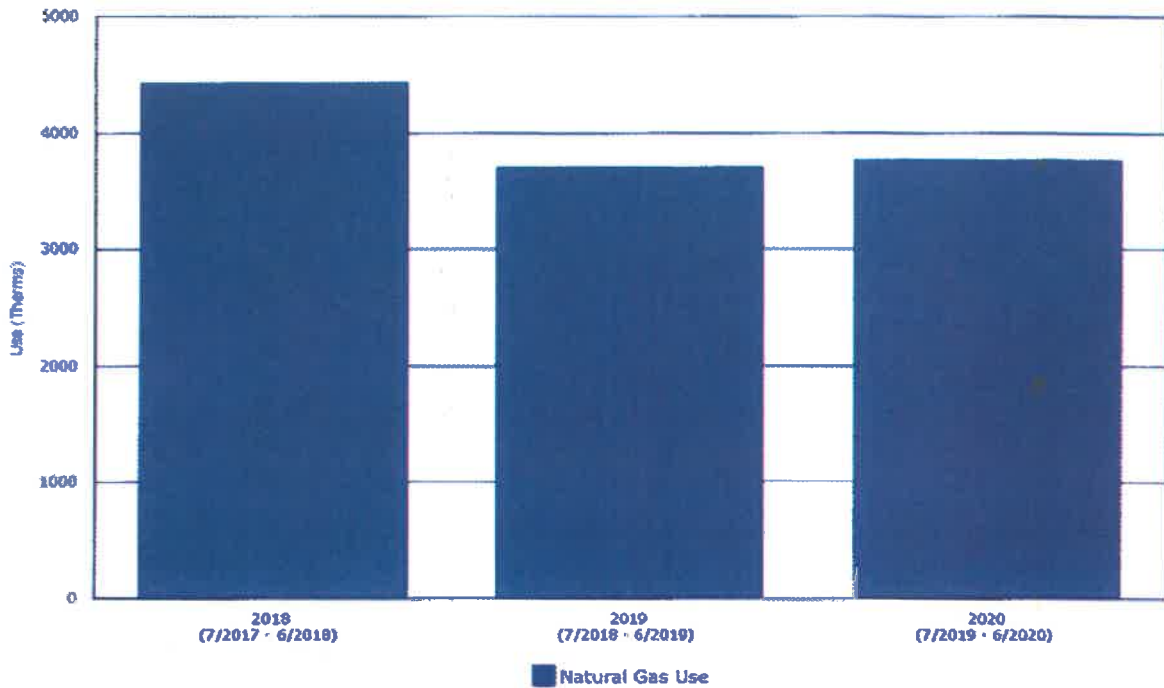
Period	Electricity Use (kWh)
2018	560,700
2019	539,400
2020	504,300

Year-Over-Year Comparison
Floyd County Board of Education
May Valley Elementary -- 7/2017 to 6/2020



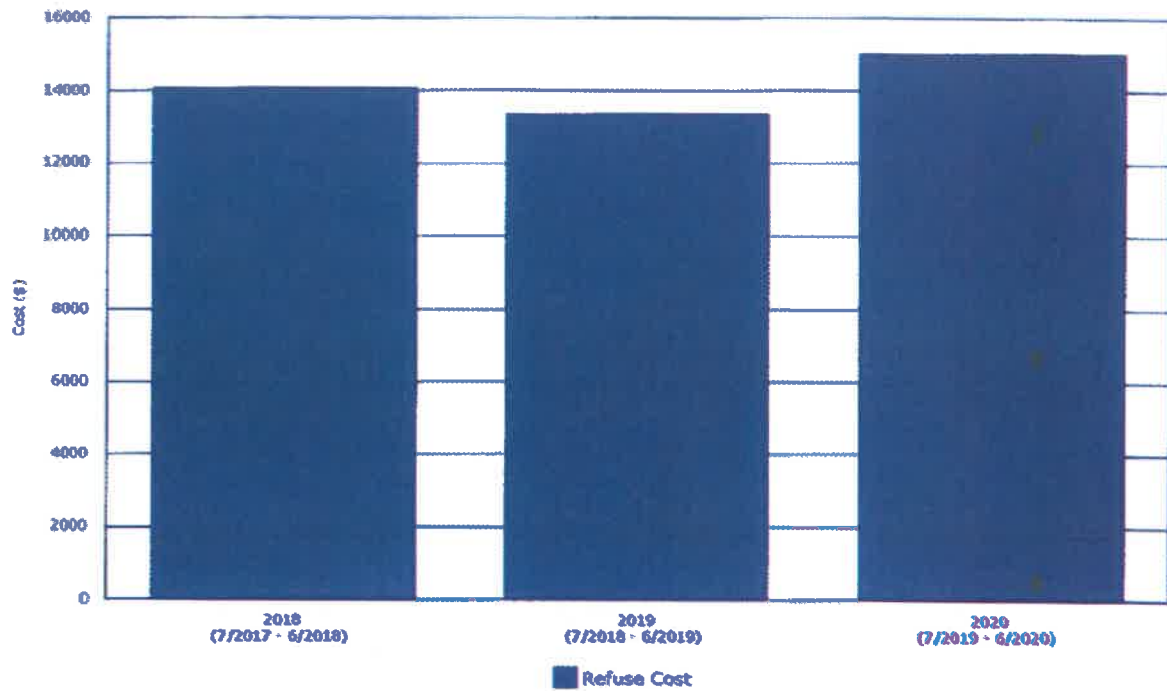
Period	Natural Gas Cost
2018	\$1,906
2019	\$2,121
2020	\$1,599

Year-Over-Year Comparison
Floyd County Board of Education
May Valley Elementary -- 7/2017 to 6/2020



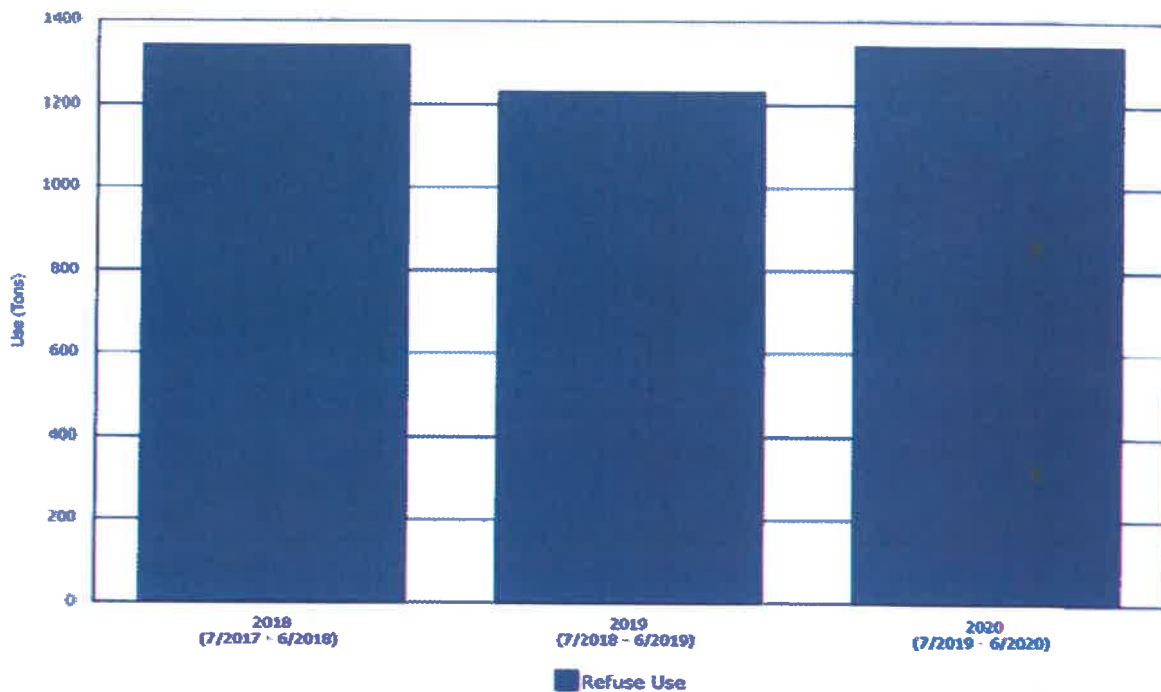
Period	Natural Gas Use (Therms)
2018	4,440
2019	3,710
2020	3,770

Year-Over-Year Comparison
Floyd County Board of Education
May Valley Elementary -- 7/2017 to 6/2020



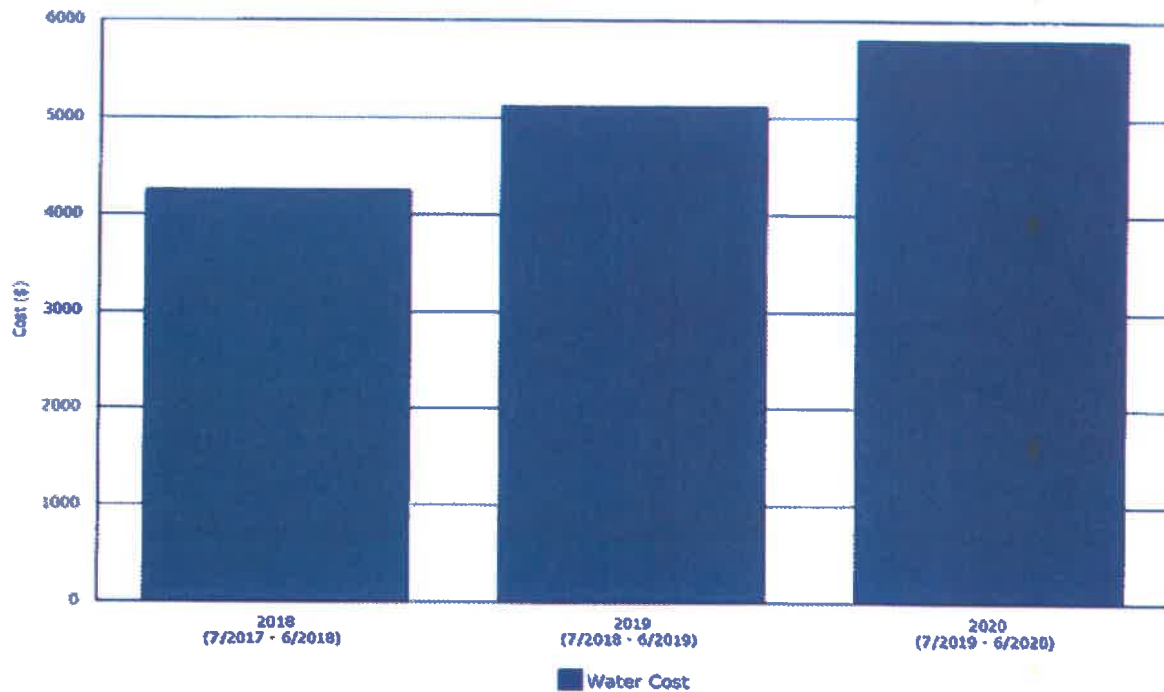
Period	Refuse Cost
2018	\$14,121
2019	\$13,397
2020	\$15,053

Year-Over-Year Comparison
Floyd County Board of Education
May Valley Elementary -- 7/2017 to 6/2020



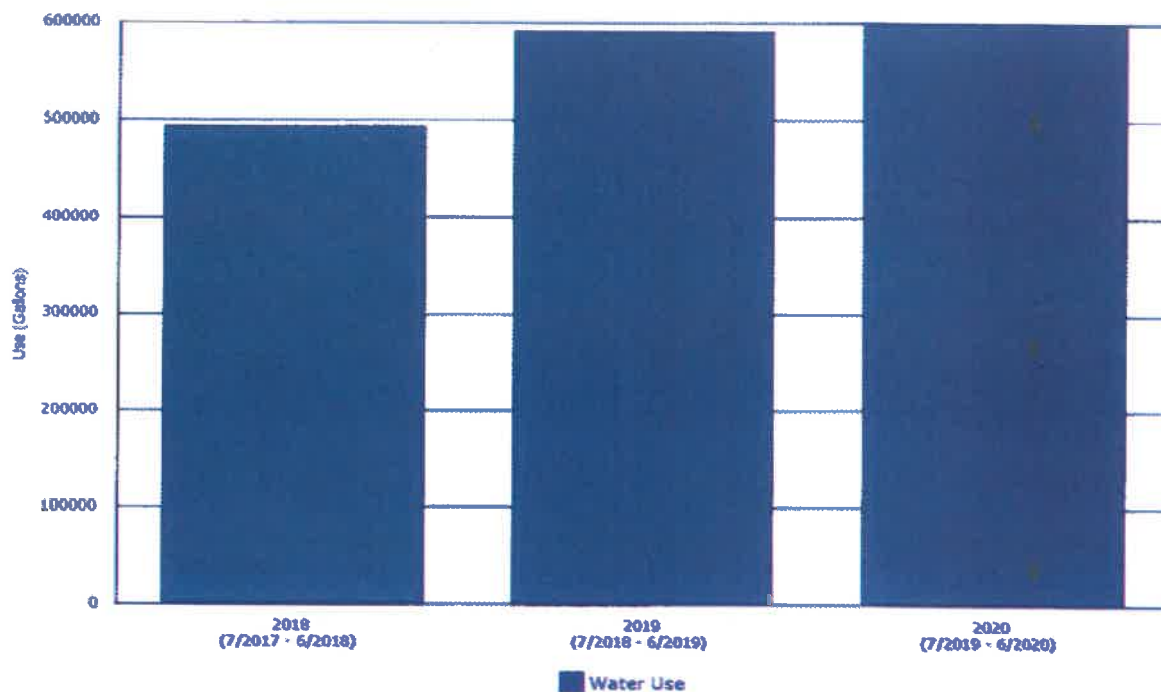
Period	Refuse Use (Tons)
2018	1,344
2019	1,232
2020	1,344

Year-Over-Year Comparison
Floyd County Board of Education
May Valley Elementary -- 7/2017 to 6/2020



Period	Water Cost
2018	\$4,260
2019	\$5,130
2020	\$5,816

Year-Over-Year Comparison
Floyd County Board of Education
May Valley Elementary -- 7/2017 to 6/2020



Period	Water Use (Gallons)
2018	495,000
2019	592,000
2020	599,000

Monthly Heating and Cooling Degree Days
 KY - JULIAN CARROLL AIRPORT (JKL) -- 07/2017 to 06/2020

Year	Month	Heating Degree Days	Cooling Degree Days
2017	July	0	351
2017	August	0	246
2017	September	34	134
2017	October	200	59
2017	November	488	5
2017	December	884	0
2018	January	1,003	0
2018	February	506	8
2018	March	666	0
2018	April	399	13
2018	May	6	242
2018	June	0	296
Annual Totals		4,186	1,354
2018	July	0	339
2018	August	0	325
2018	September	9	256
2018	October	296	100
2018	November	664	0
2018	December	724	0
2019	January	912	0
2019	February	578	0
2019	March	642	0
2019	April	193	43
2019	May	55	166
2019	June	7	193
Annual Totals		4,080	1,422
2019	July	0	349
2019	August	0	330
2019	September	0	350
2019	October	180	77
2019	November	658	0
2019	December	661	0
2020	January	718	0
2020	February	633	0
2020	March	368	22
2020	April	330	9
2020	May	174	117
2020	June	2	241
Annual Totals		3,724	1,495