



FLOYD COUNTY BOARD OF EDUCATION
Danny Adkins, Superintendent
442 KY RT 550
Eastern, KY 41622
Telephone (606) 886-2354 Fax (606) 886-4550
www.floyd.kyschools.us

Sherry Robinson- Chair - District 5
William Newsome, Jr., Vice-Chair - District 3
Linda C. Gearheart, Member - District 1
Dr. Chandra Varia, Member- District 2
Rhonda Meade, Member - District 4

Consent Agenda Item (Action Item): Receive Utility Report for Allen Elementary.

Applicable State or Regulations: N/A

Fiscal Budgetary Impact:

2018/2019 SY (July 18-June 19) \$105,432

2019/2020 SY (July 19-June 20) \$102,889

History / Background

November 2020

Board received utility report for Betsy Layne Elementary.

Recommended Action: To accept report as presented.

Contact Person:

Linda Hackworth
Facility Support Coordinator
606-874-2435


Facility Support Coord


Superintendent

DATE: December 3, 2020




Utility Report

December 21, 2020

Allen Elementary

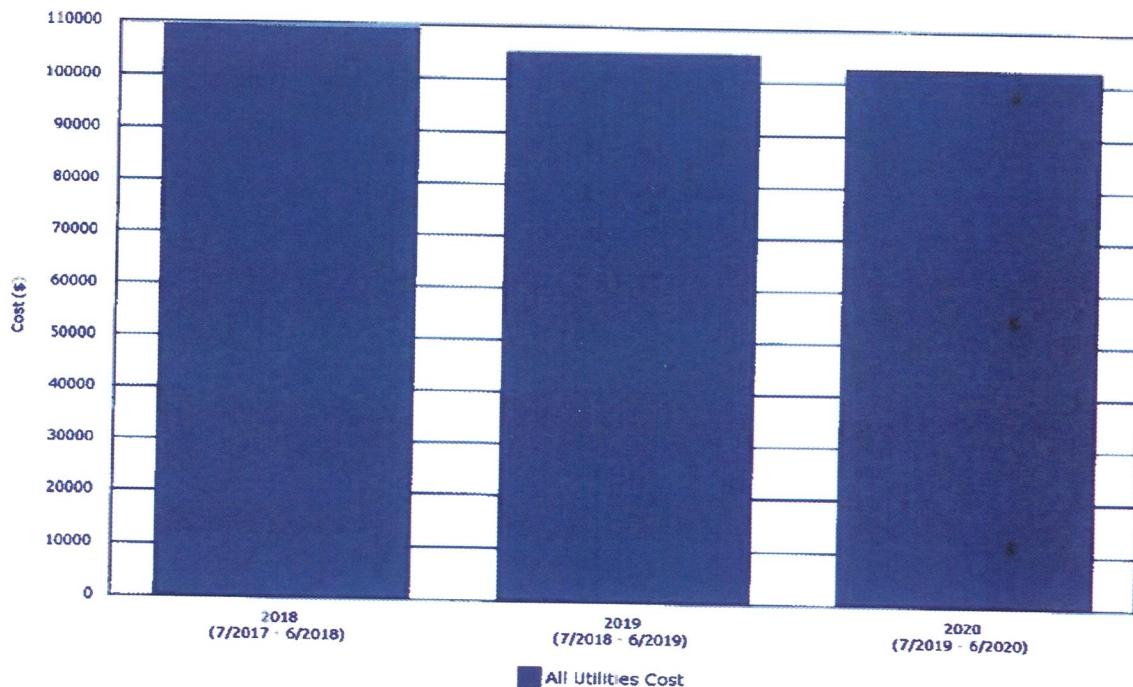
2018/2019 / 2019/2020

School Years



The Floyd County Board of Education does not discriminate on the basis of race, color, national origin, age, religion, marital status, sex, or disability in employment, educational programs, or activities as set forth in Title IX & VI, and in Section 504.

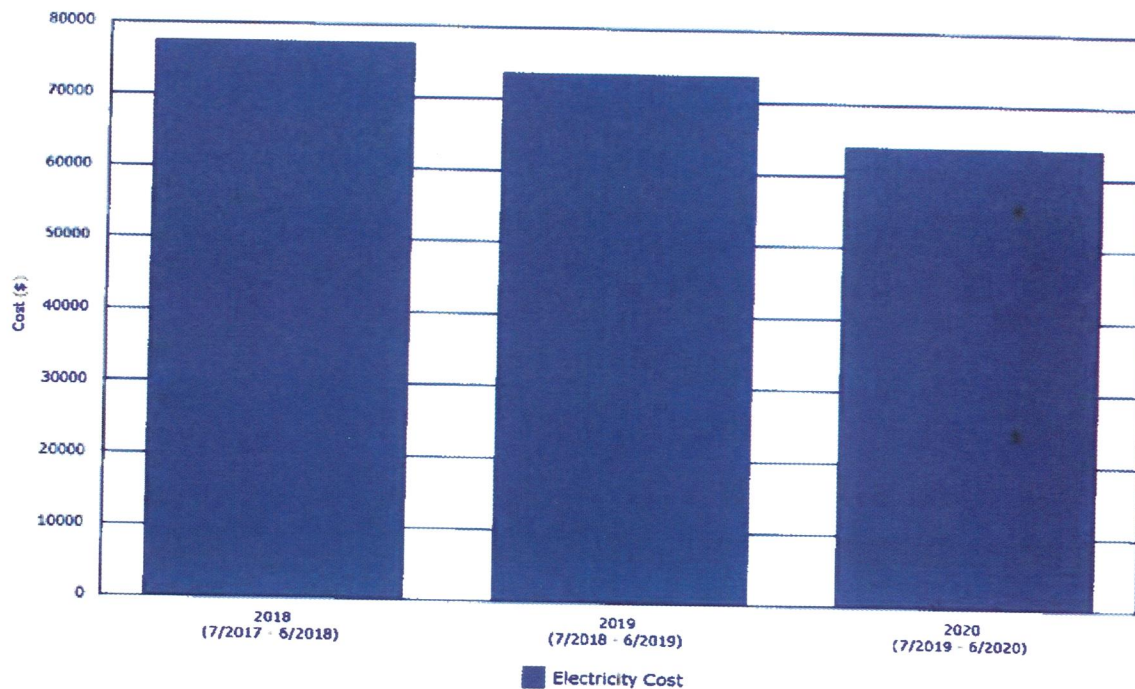
Year-Over-Year Comparison
Floyd County Board of Education
Selected Facilities -- 7/2017 to 6/2020
Allen Elementary



Year-Over-Year Comparison
Floyd County Board of Education
Selected Facilities -- 7/2017 to 6/2020
Period

		All Utilities Cost
2018		
2019		\$109,539
2020		\$105,432
		\$102,889

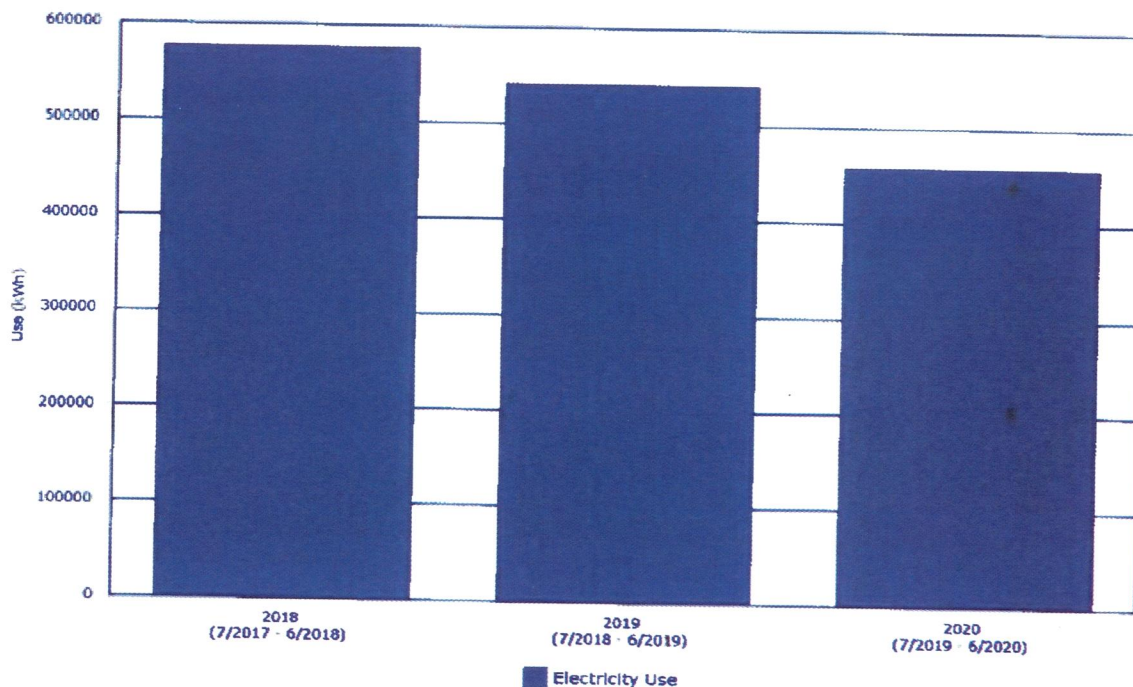
Year-Over-Year Comparison
Floyd County Board of Education
Selected Facilities -- 7/2017 to 6/2020
Allen Elementary



Year-Over-Year Comparison
Floyd County Board of Education
Selected Facilities -- 7/2017 to 6/2020
Period

	Electricity Cost
2018	\$77,465
2019	\$73,726
2020	\$64,182

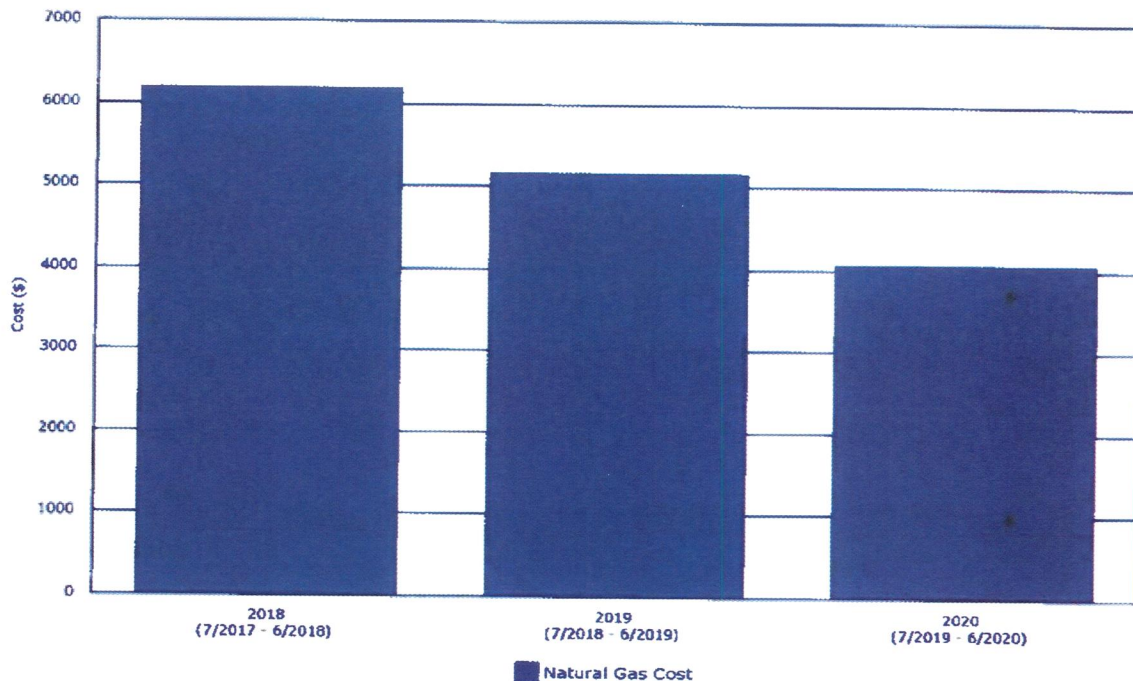
Year-Over-Year Comparison
Floyd County Board of Education
Selected Facilities -- 7/2017 to 6/2020
Allen Elementary



Year-Over-Year Comparison
Floyd County Board of Education
Selected Facilities -- 7/2017 to 6/2020
Period

		Electricity Use (kWh)
2018		577,023
2019		541,620
2020		457,784

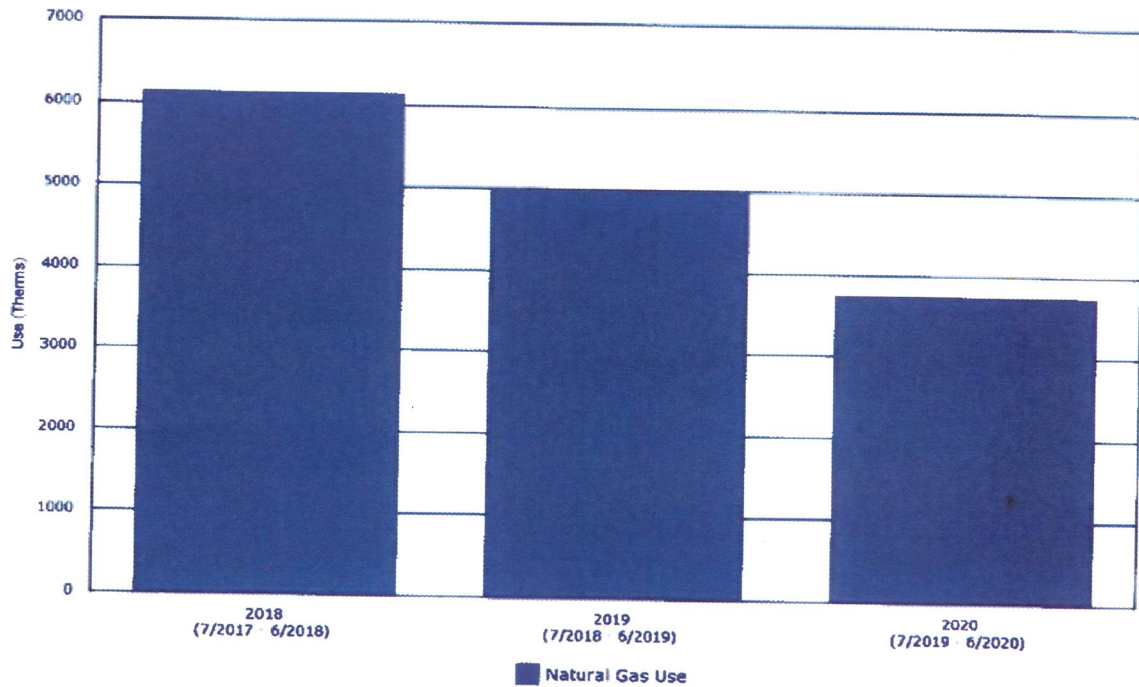
Year-Over-Year Comparison
Floyd County Board of Education
Selected Facilities -- 7/2017 to 6/2020
Allen Elementary



Year-Over-Year Comparison
Floyd County Board of Education
Selected Facilities -- 7/2017 to 6/2020
Period

	Natural Gas Cost
2018	\$6,190
2019	\$5,167
2020	\$4,066

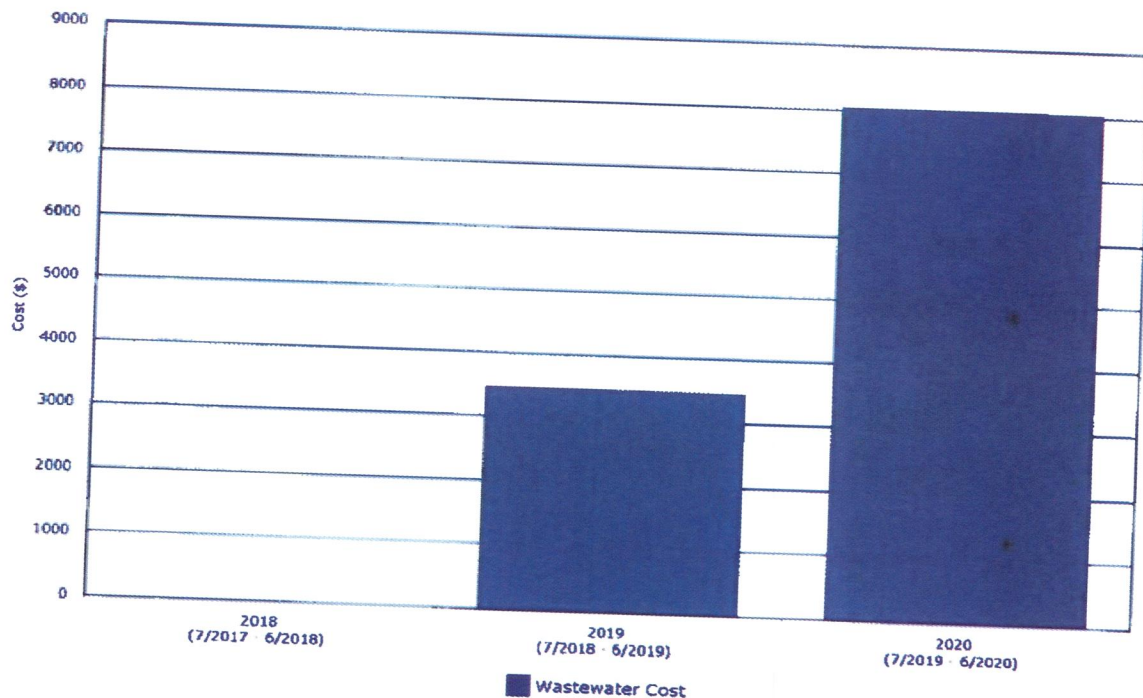
Year-Over-Year Comparison
Floyd County Board of Education
Selected Facilities -- 7/2017 to 6/2020
Allen Elementary



Year-Over-Year Comparison
Floyd County Board of Education
Selected Facilities -- 7/2017 to 6/2020
Period

	Natural Gas Use (Therms)
2018	6,134
2019	5,003
2020	3,744

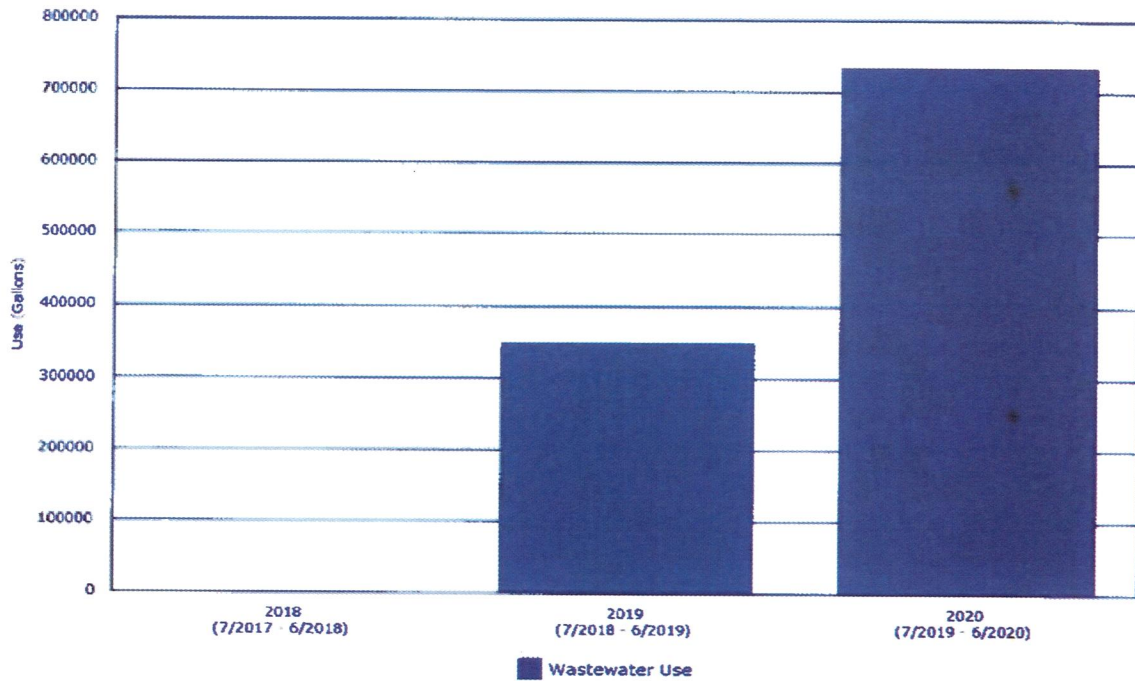
Year-Over-Year Comparison
Floyd County Board of Education
Selected Facilities -- 7/2017 to 6/2020
Allen Elementary



Year-Over-Year Comparison
Floyd County Board of Education
Selected Facilities -- 7/2017 to 6/2020
Period

	Wastewater Cost
2018	\$0
2019	\$3,468
2020	\$8,026

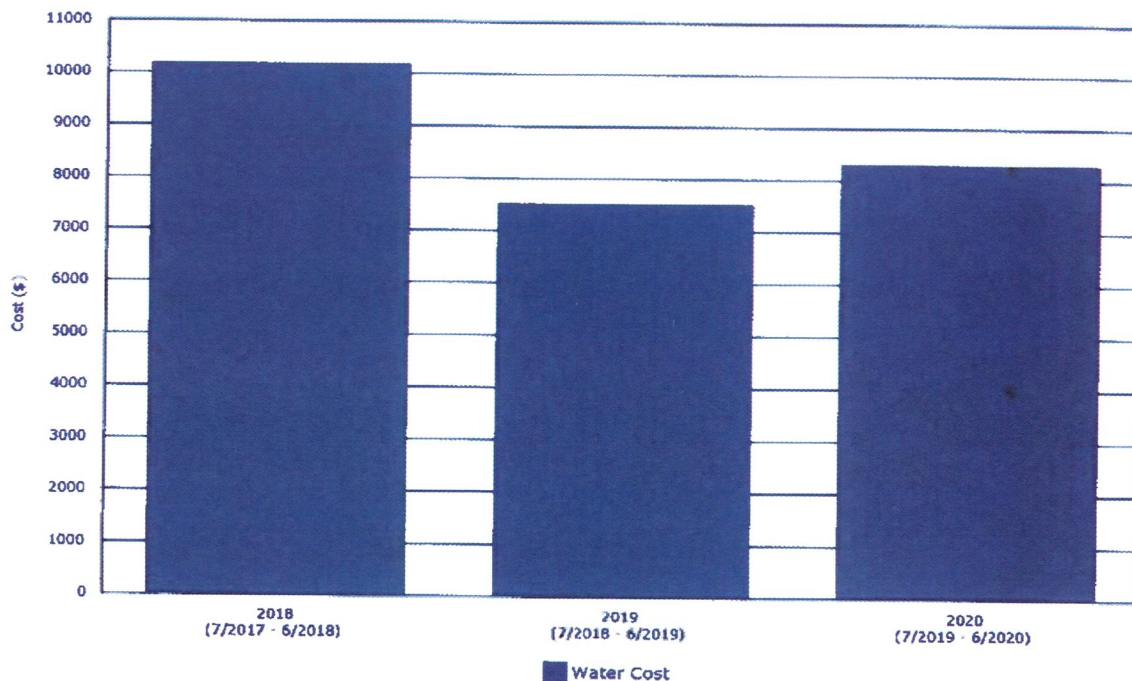
Year-Over-Year Comparison
Floyd County Board of Education
Selected Facilities -- 7/2017 to 6/2020
Allen Elementary



Year-Over-Year Comparison
Floyd County Board of Education
Selected Facilities -- 7/2017 to 6/2020
Period

	Wastewater Use (Gallons)
2018	0
2019	349,200
2020	736,100

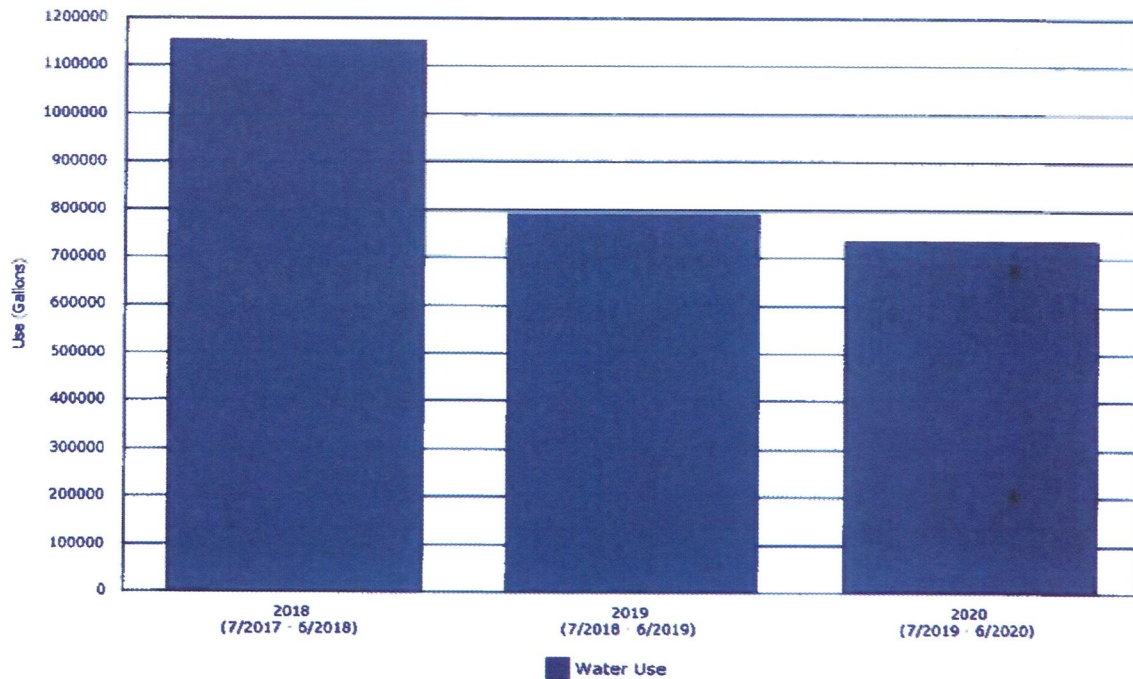
Year-Over-Year Comparison
Floyd County Board of Education
Selected Facilities -- 7/2017 to 6/2020
Allen Elementary



Year-Over-Year Comparison
Floyd County Board of Education
Selected Facilities -- 7/2017 to 6/2020
Period

	Water Cost
2018	\$10,183
2019	\$7,516
2020	\$8,306

Year-Over-Year Comparison
Floyd County Board of Education
Selected Facilities -- 7/2017 to 6/2020
Allen Elementary

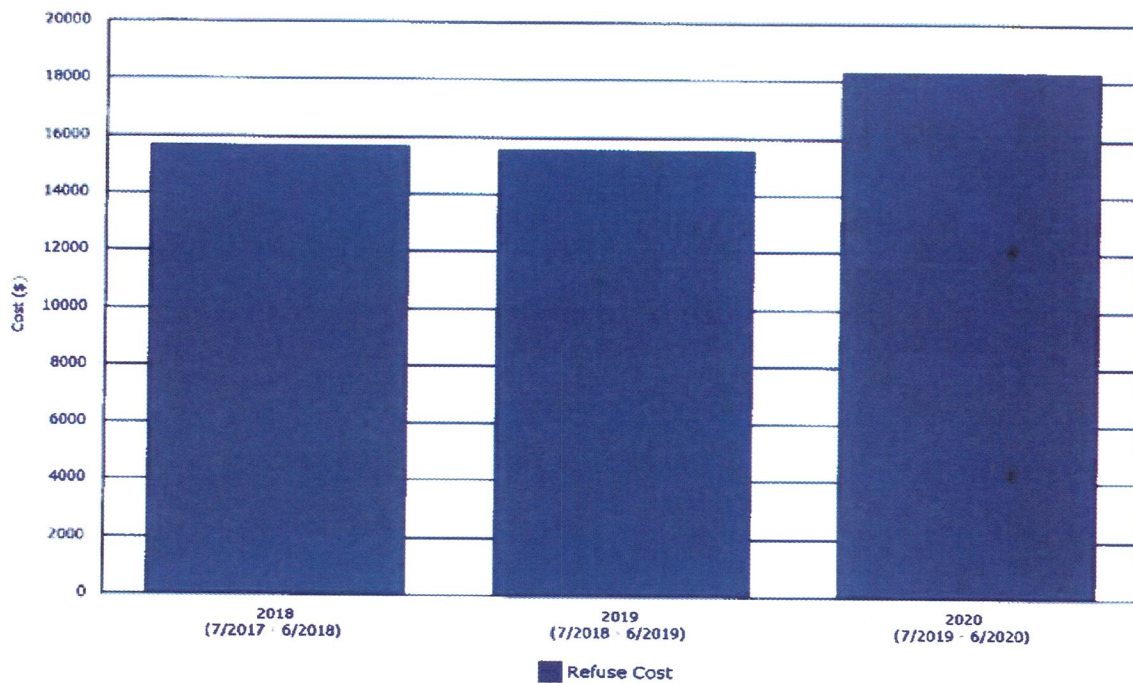


Year-Over-Year Comparison
Floyd County Board of Education
Selected Facilities -- 7/2017 to 6/2020
Period

Water Use (Gallons)

2018	1,154,700
2019	792,500
2020	736,100

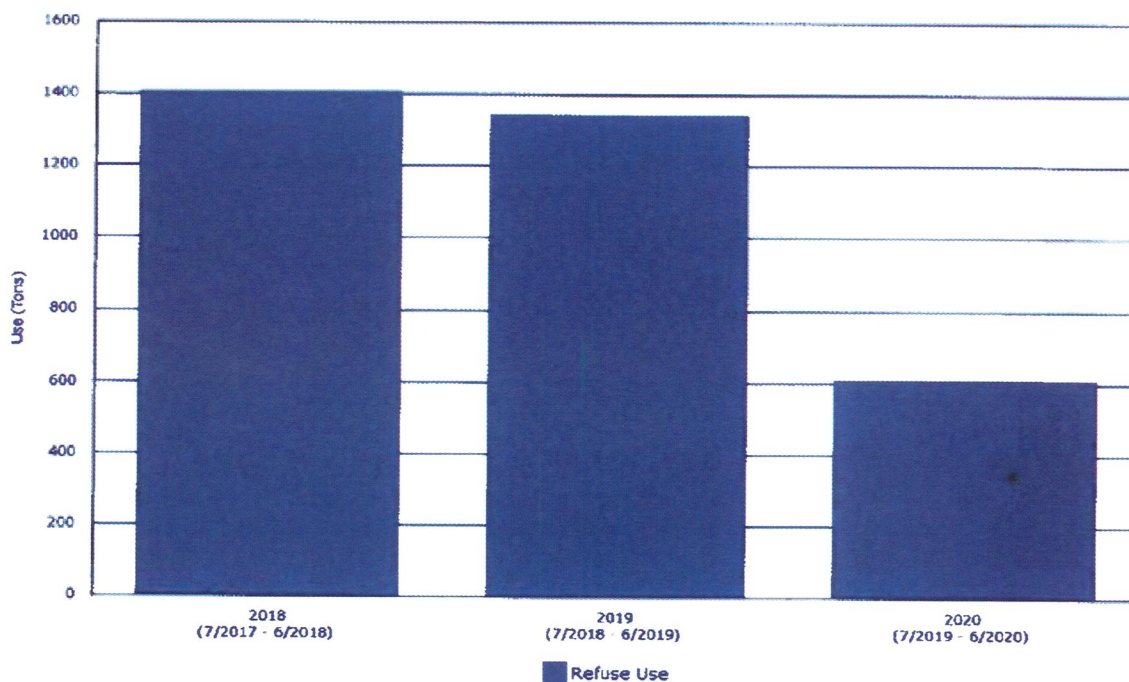
Year-Over-Year Comparison
Floyd County Board of Education
Selected Facilities -- 7/2017 to 6/2020
Allen Elementary



Year-Over-Year Comparison
Floyd County Board of Education
Selected Facilities -- 7/2017 to 6/2020
Period

	Refuse Cost
2018	\$15,702
2019	\$15,554
2020	\$18,310

Year-Over-Year Comparison
Floyd County Board of Education
Selected Facilities -- 7/2017 to 6/2020
Allen Elementary



Year-Over-Year Comparison
Floyd County Board of Education
Selected Facilities -- 7/2017 to 6/2020

Period	Refuse Use (Tons)
2018	1,408
2019	1,344
2020	608

Monthly Heating and Cooling Degree Days

KY - JULIAN CARROLL AIRPORT (JKL) -- 07/2017 to 06/2020

Year	Month	Heating Degree Days	Cooling Degree Days
2017	July	0	351
2017	August	0	246
2017	September	34	134
2017	October	200	59
2017	November	488	5
2017	December	884	0
2018	January	1,003	0
2018	February	506	8
2018	March	666	0
2018	April	399	13
2018	May	6	242
2018	June	0	296
Annual Totals		4,186	1,354
2018	July	0	339
2018	August	0	325
2018	September	9	256
2018	October	296	100
2018	November	664	0
2018	December	724	0
2019	January	912	0
2019	February	578	0
2019	March	642	0
2019	April	193	43
2019	May	55	166
2019	June	7	193
Annual Totals		4,080	1,422
2019	July	0	349
2019	August	0	330
2019	September	0	350
2019	October	180	77
2019	November	658	0
2019	December	661	0
2020	January	718	0
2020	February	633	0
2020	March	368	22
2020	April	330	9
2020	May	174	117
2020	June	2	241
Annual Totals		3,724	1,495