

Bullitt County Public Schools

1040 Highway 44 East
Shepherdsville, Kentucky 40165

Phone: 502-869-8000
Fax: 502-543-3608
www.bullittschools.org

DATE: Nov.11, 2020

TO: Jesse Bacon, Superintendent

FROM: Todd Crumbacker, Director of School Nutrition *TC*

RE: SY 2020-2021 Nutrition & Physical Activity Report and AHG Report

In December of 2016, Bullitt County Public Schools partnered with The Alliance for a Healthier Generation (AHG) as part of a Wellness Initiative to help create and sustain healthier school environments. In addition, the AHG is using an additional index called the RISE Index to help measure the effectiveness of creating such environments; the RISE Index is The Resilience in School Environments (RISE) Initiative which empowers schools to create safe and supportive learning environments by developing policies and practices that improve the social-emotional health of all students and staff. A key benefit in this collaboration is the opportunity to use the Alliance's assessment tools as an addition to the Nutrition and Physical Activity Report in the evaluation and recommendations relating to KRS 158.856 and to the Healthy Hunger Free Kids Act of 2010.

Attached are the preliminary reports from the Alliance for a Healthier Generation for the 2020-2021 Nutrition & Physical Activity Report. This report is for review and must be posted for public comment.

This material is for review only. No action is required at this time.

C. Todd Crumbacker
B. Hyatt

The district, school and site information and personal data is for INTERNAL USE ONLY and must be kept confidential. External use must be limited to sharing district data with that respective district only.



How to use this report

This report provides enrollment, action plan and assessment data for schools in the selected district, for the selected program and assessment. The data can be used to understand trends in work completed, identify current areas of focus, and suggests areas of opportunity for future policy and practice change efforts.

Data as of

Oct 27, 2020

District

This report is prepared exclusively for the following district:

▼ Bullitt Co Public School Dist ▼

Action Plans

The Action Plan is a tool to help schools manage tasks related to school health initiatives. Each school has one Action Plan, which can include items from both the Healthy Schools Program and RISE.

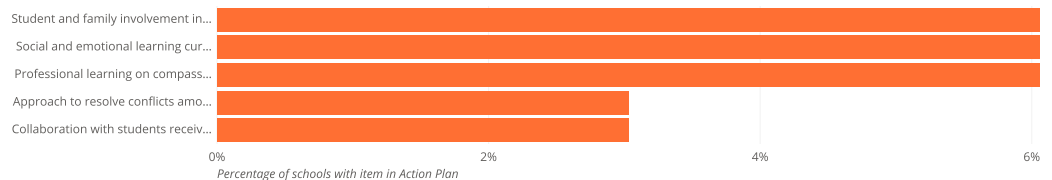
Total items in schools' Action Plans

33 items

Total items marked complete

0 items

Most commonly selected items on enrolled schools' Action Plans



Program

▼ Healthy Schools Program ▼

The following charts show data specific to the childhood health program you have selected.

This pie chart and table show the counts and percentages of schools in your district that are enrolled in this program. The support types are defined as:

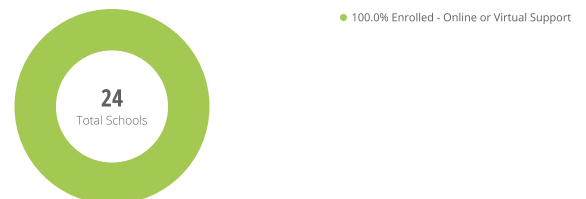
Onsite Support

A Healthier Generation Program Manager for the program selected above meets with school staff in-person, conducting workshops and supporting the school's involvement in Healthier Generation programs.

Online or Virtual Support

Healthier Generation supports the school's involvement in programs virtually, using either a Virtual Program Manager or the Member Engagement and Support Team as well as webinars, email, phone, on-demand learning and other digital tools.

School enrollment in your district by support type



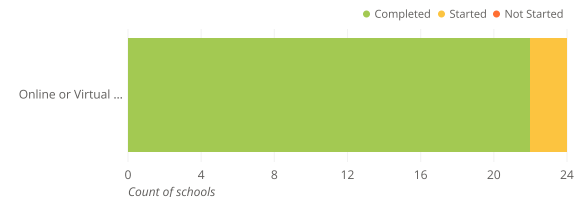
Enrollment Type	Number of Schools	Percentage of schools
Enrolled - Online or Virtual Support	24	100%
Total	24	100%

Assessment

Healthy Schools Assessment

The following charts show data specific to the childhood health program assessment you have selected.

Assessment completion by support type



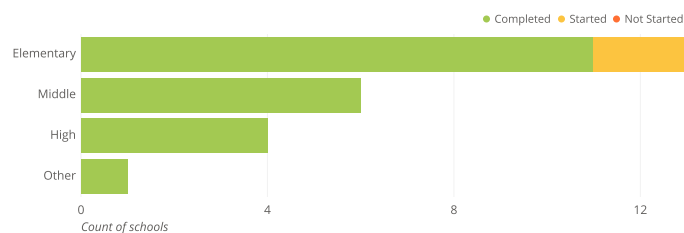
Assessment completion by support type

Type	Completed	% Complete	Started	% Started	Not Started	% Not Started	Total
All enrolled schools	22	92%	2	8%	0	0%	24
Online or Virtual Support	22	92%	2	8%	0	0%	24

[View all 2 rows and 8 columns](#)

The Assessment completion by support type charts show how many schools in your district have completed (answered all questions at least once), started (answered at least one question, but not all of them) and not started this assessment.

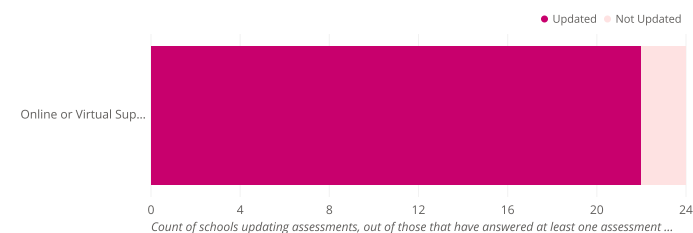
Assessment completion among all enrolled schools, by grade level



Type	Completed	% Complete	Started	% Started	Not Started	% Not Started	Total
All enrolled schools	22	92%	2	8%	0	0%	24
Elementary	11	85%	2	15%	0	0%	13
Middle	6	100%	0	0%	0	0%	6
High	4	100%	0	0%	0	0%	4
Other	1	100%	0	0%	0	0%	1

[View all 5 rows and 8 columns](#)

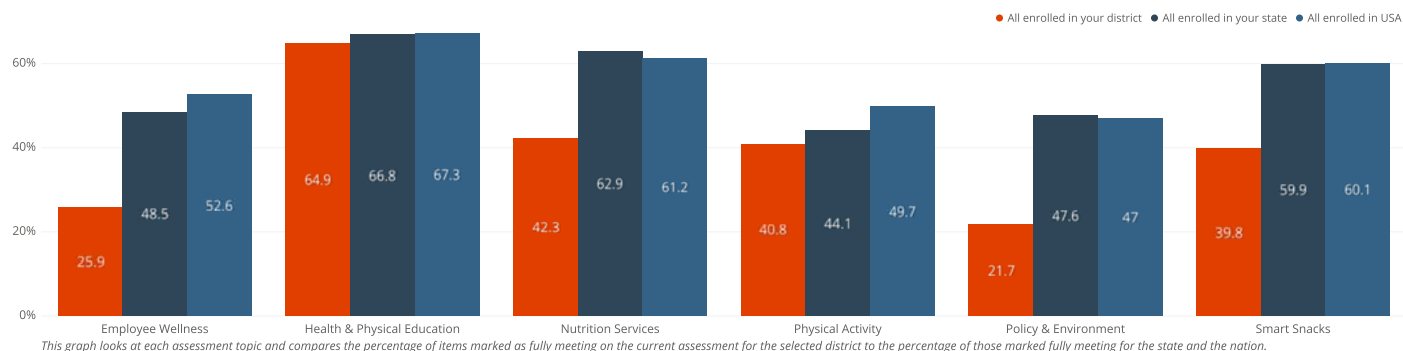
Assessments updated by enrolled schools within the last 12 months, by support type



Type	Updated	% Updated	Not Updated	% Not Updated
All enrolled schools	22	92%	2	8%
Online or Virtual Support	22	92%	2	8%

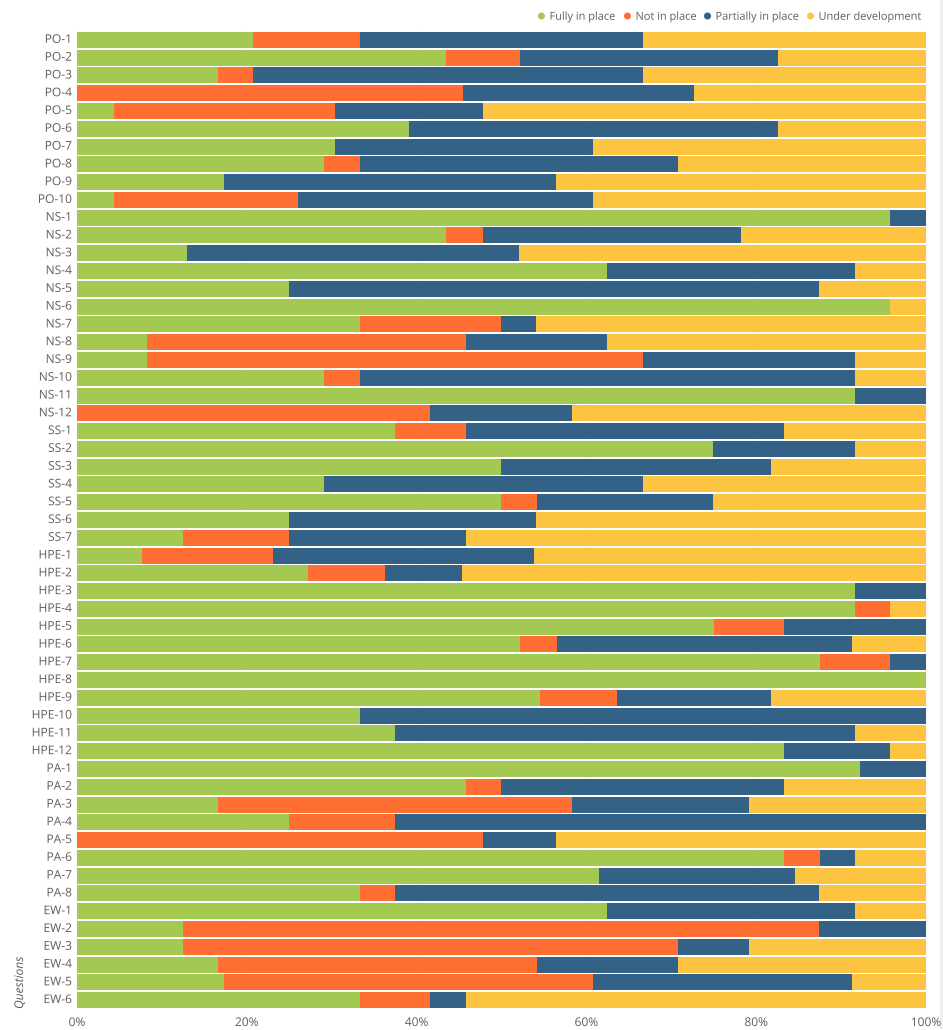
*Note: Other schools include K-8, K-12, and other schools not considered Elementary, Middle, or High

Percentage of items fully meeting best practices on the current assessment compared to state & national data

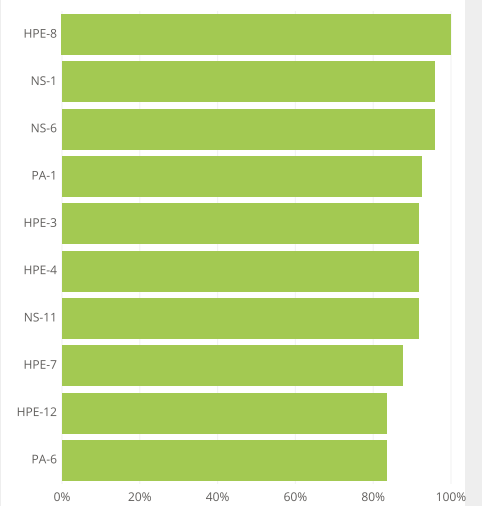


Note: The state and national benchmarks above include data from your district.

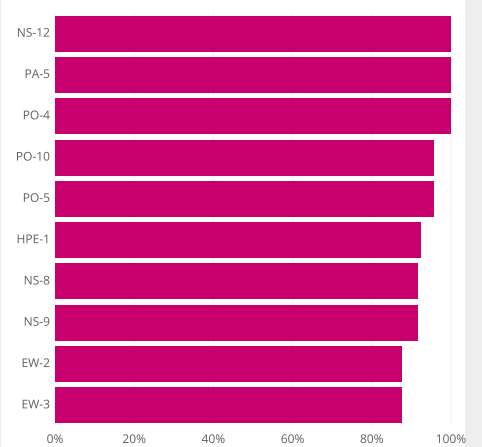
Assessment responses for schools in your district, listed by topic



Assessment responses with the highest percentage fully meeting



Assessment responses with the highest percentage not fully meeting

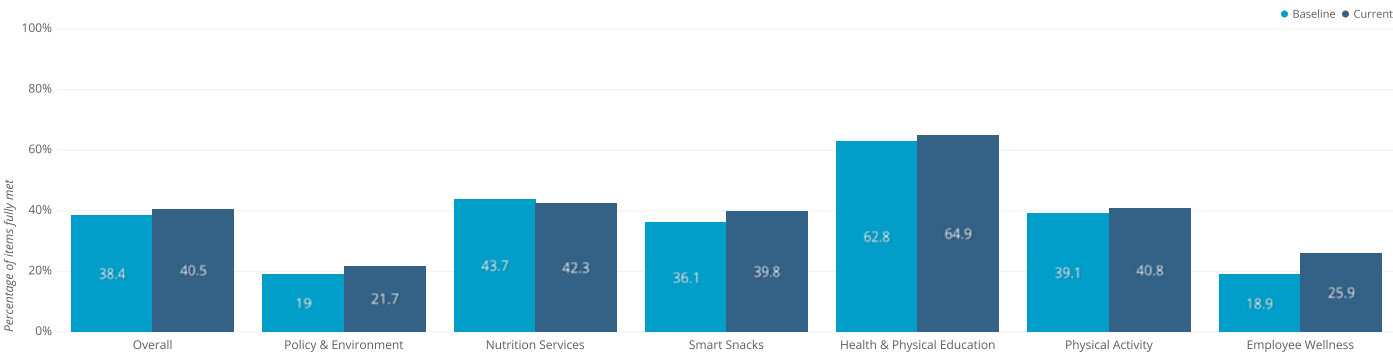


Assessment responses for schools in your district, listed by question

Criteria	Fully in place:#	Not in place:#	Partially in place:#	Under development:#	Fully in place:%	Not in place:%	Partially in place:%	Under development:%	Question Description
PO-1	5	3	8	8	21	13	33	33	Representative school health committee or team
PO-2	10	2	7	4	43	9	30	17	Written school health and safety policies
PO-3	4	1	11	8	17	4	46	33	Local school wellness policy
PO-4		5	3	3		45	27	27	School start times
PO-5	1	6	4	12	4	26	17	52	Health services provided by a full-time school nurse
PO-6	9		10	4	39		43	17	Counseling, psychological, and social services provided by a full-time counselor, social worker, and psychologist
PO-7	7		7	9	30		30	39	Parenting strategies
PO-8	7	1	9	7	29	4	38	29	Family engagement in school decision making
PO-9	4		9	10	17		39	43	Community involvement in school health initiatives
PO-10	1	5	8	9	4	22	35	39	Out-of-school programs
NS-1	23		1		96		4		Breakfast and lunch programs
NS-2	10	1	7	5	43	4	30	22	School breakfast
NS-3	3		9	11	13		39	48	School lunch
NS-4	15		7	2	63		29	8	Variety of offerings in school meals
NS-5	6		15	3	25		63	13	Promote healthy food and beverage choices and school meals using marketing and merchandising techniques.
NS-6	23			1	96			4	Annual continuing education and training requirements for school nutrition services staff
NS-7	8	4	1	11	33	17	4	46	Venues outside the cafeteria offer fruits and vegetables
NS-8	2	9	4	9	8	38	17	38	Collaboration between school nutrition services staff members and teachers
NS-9	2	14	6	2	8	58	25	8	Student and family involvement in the school meal programs and other foods and beverages sold, served and offered on school campus.
NS-10	7	1	14	2	29	4	58	8	Prohibit using food as reward or punishment
NS-11	22		2		92		8		Adequate time to eat school meals
NS-12		10	4	10		42	17	42	Farm to School activities
SS-1	9	2	9	4	38	8	38	17	All foods sold during the school day meet the USDA's Smart Snacks in School nutrition standards
SS-2	18		4	2	75		17	8	All beverages sold during the school day meet the USDA's Smart Snacks in School nutrition standards
SS-3	11		7	4	50		32	18	Food and beverage marketing
SS-4	7		9	8	29		38	33	All foods and beverages served and offered during the school day meet the USDA's Smart Snacks in School nutrition standards
SS-5	12	1	5	6	50	4	21	25	All foods and beverages sold during the extended school day meet the USDA's Smart Snacks in School nutrition standards
SS-6	6		7	11	25		29	46	All foods and beverages served and offered during the extended school day meet the USDA's Smart Snacks in School nutrition standards
SS-7	3	3	5	13	13	13	21	54	Fundraising efforts during and outside school hours meet the USDA's Smart Snacks in School nutrition standards
HPE-1	1	2	4	6	8	15	31	46	Minutes of physical education per week
HPE-2	3	1	1	6	27	9	9	55	Years of physical education
HPE-3	22		2		92		8		Sequential physical education curriculum consistent with standards
HPE-4	22	1		1	92	4		4	Students active at least 50% of class time
HPE-5	18	2	4		75	8	17		Professional development for physical education teachers
HPE-6	12	1	8	2	52	4	35	9	Information and materials for physical education teachers
HPE-7	21	2	1		88	8	4		Licensed physical education teachers
HPE-8	13				100				Health education taught in all grades
HPE-9	6	1	2	2	55	9	18	18	Required health education course
HPE-10	8		16		33		67		Essential topics on physical activity
HPE-11	9		13	2	38		54	8	Essential topics on healthy eating
HPE-12	20		3	1	83		13	4	Opportunities to practice skills
PA-1	12		1		92		8		Recess
PA-2	11	1	8	4	46	4	33	17	Availability of physical activity breaks in classrooms
PA-3	4	10	5	5	17	42	21	21	Promotion or support of walking and bicycling to and/or from school

View all 55 rows and 10 columns

Percentage of items fully met on the baseline assessment compared to the current assessment



This graph compares the total number of assessment items fully implemented on the earliest Healthier Generation Healthy Schools Program Assessment, for each topic of the assessment, to the total number of assessment items that could be fully implemented for all schools. The graph also includes this information for the most recent update of the assessment.

Current assessment responses by schools in your district

School Name	City	State	Postal Code	Low Grade	High Grade	Assessment Start Date	Assessment Baseline Date	Assessment Update Date	Action Plan Start Date	Action Plan ...
Bernheim Middle School	Shepherdsville	KY	40165-8881	6	8	Sep 21, 2020	Sep 21, 2020			
Brooks Elementary School	Brooks	KY	40109-5101	K	5	Nov 5, 2018	Oct 19, 2020	Oct 19, 2020		
Bullitt Alternative Center	Shepherdsville	KY	40165-7119	6	12	Oct 21, 2020	Oct 22, 2020	Oct 22, 2020		
Bullitt Central High School	Shepherdsville	KY	40165-6169	9	12	Sep 23, 2020	Sep 23, 2020			
Bullitt East High School	Mt Washington	KY	40047-7214	9	12	Jan 4, 2019	Oct 22, 2020	Oct 22, 2020		
Bullitt Lick Middle School	Shepherdsville	KY	40165-7916	6	8	Jan 4, 2019	Sep 21, 2020	Sep 21, 2020		
Cedar Grove Elementary School	Shepherdsville	KY	40165-7548	K	5	Jan 4, 2019	Oct 21, 2020	Oct 21, 2020		
Crossroads Elementary School	Mt Washington	KY	40047-6113	K	5	Jan 4, 2019	Oct 21, 2020	Oct 21, 2020		
Eastside Middle School	Mt Washington	KY	40047-5737	6	8	Nov 5, 2018	Oct 26, 2020	Oct 26, 2020	Feb 27, 2020	Sep 25, 2020
Freedom Elementary School	Shepherdsville	KY	40165-9482	K	5	Oct 21, 2020	Oct 21, 2020			
Hebron Middle School	Shepherdsville	KY	40165-8975	6	8	Jan 4, 2019	Oct 8, 2020	Oct 8, 2020		
Lebanon Junction Elem School	Lebanon Jct	KY	40150-8110	K	5	Jan 4, 2019	Sep 24, 2020	Sep 24, 2020	Oct 19, 2020	Oct 19, 2020
Maryville Elementary School	Louisville	KY	40229-3538	K	5	Jan 4, 2019	Oct 1, 2020	Oct 1, 2020		
Mt Washington Elementary Sch	Mt Washington	KY	40047-7309	K	5	Nov 5, 2018	Oct 19, 2020	Oct 19, 2020		

View all 24 rows and 129 columns

Assessment responses on a scale of 0-3, where 0 = "Not in place", 1 = "Under development", 2 = "Partially in place", 3 = "Fully in place"

See .CSV file for full results

20-21 Healthier Generations District-level Health Assessment					
Criteria	Headline	Current Response	Response Date	Response By	Action Item
PO-2	Written school health and safety policies	Fully in place	2020-10-19	Todd Crumbacker	No
NS-1	Breakfast and lunch programs	Fully in place	2020-10-02	Todd Crumbacker	No
NS-2	School breakfast	Partially in place	2020-10-02	Dennis Minnis	No
NS-3	School lunch	Partially in place	2020-10-02	Todd Crumbacker	No
NS-4	Variety of offerings in school meals	Partially in place	2020-10-02	Todd Crumbacker	No
NS-5	Promote healthy food and beverage choices and school meals using marketing and merchandising techniques.	Fully in place	2020-10-02	Todd Crumbacker	No
NS-6	Annual continuing education and training requirements for school nutrition services staff	Fully in place	2020-10-02	Todd Crumbacker	No
NS-7	Venues outside the cafeteria offer fruits and vegetables	Under development	2020-10-02	Todd Crumbacker	No
NS-8	Collaboration between school nutrition services staff members and teachers	Under development	2020-10-04	Todd Crumbacker	Yes
NS-9	Student and family involvement in the school meal programs and other foods and beverages sold, served and offered on school campus.	Not in place	2020-10-04	Todd Crumbacker	No
NS-10	Prohibit using food as reward or punishment	Fully in place	2020-10-04	Todd Crumbacker	No
NS-11	Adequate time to eat school meals	Fully in place	2020-10-04	Todd Crumbacker	No
NS-12	Farm to School activities	Not in place	2020-10-04	Todd Crumbacker	No
SS-1	All foods sold during the school day meet the USDA's Smart Snacks in School nutrition standards	Partially in place	2020-10-04	Todd Crumbacker	No
SS-2	All beverages sold during the school day meet the USDA's Smart Snacks in School nutrition standards	Fully in place	2020-10-04	Todd Crumbacker	No
SS-3	Food and beverage marketing	Fully in place	2020-10-04	Todd Crumbacker	No
HPE-3	Sequential physical education curriculum consistent with standards	Fully in place	2020-10-04	Todd Crumbacker	No
HPE-5	Professional development for physical education teachers	Fully in place	2020-10-02	Dennis Minnis	No
HPE-6	Information and materials for physical education teachers	Fully in place	2020-10-02	Dennis Minnis	No
HPE-7	Licensed physical education teachers	Fully in place	2020-10-02	Dennis Minnis	No
PA-1	Recess	Fully in place	2020-10-02	Dennis Minnis	No
PA-5	Professional development for classroom teachers	Under development	2020-10-02	Dennis Minnis	No

PA-6	Prohibit using physical activity as punishment	Fully in place	2020-10-02	Dennis Minnis	No
PA-7	Prohibit withholding recess as punishment	Fully in place	2020-10-02	Dennis Minnis	No
PA-8	Access to physical activity facilities outside school hours	Under development	2020-10-02	Dennis Minnis	No
EW-1	Health assessments for staff members	Fully in place	2020-10-02	Dennis Minnis	No
EW-2	Programs for staff members on physical activity/fitness	Not in place	2020-10-19	Stephanie Porter	No
EW-3	Programs for staff members on healthy eating/weight management	Under development	2020-10-19	Todd Crumbacker	No
EW-4	Promote staff member participation	Not in place	2020-10-19	Todd Crumbacker	No
EW-5	Stress management programs for staff	Partially in place	2020-10-19	Todd Crumbacker	No

20-21 RISE INDEX - District-level Results

Criteria	Headline	Current Response	Response Date	Response By	Action Item
DLC-1	Opportunities for district and school staff to provide input on district social-emotional health policies	Mostly in place	2020-10-23	Sarah Smith	No
DLC-2	Opportunities for students to provide input on social-emotional learning and student-centered discipline	Not in place	2020-10-23	Sarah Smith	Yes
DLC-3	Opportunities for caregivers to provide input on social-emotional learning and student-centered discipline	Not in place	2020-10-23	Sarah Smith	Yes
DLC-4	Opportunities for Board of Education to provide input on district social-emotional health policies	Not in place	2020-10-23	Sarah Smith	Yes
DLC-5	Partnerships with community organizations to support social-emotional health policies	Mostly in place	2020-10-23	Sarah Smith	No
DLC-6	Collaboration with staff for working conditions that support job satisfaction	Fully in place	2020-10-23	Sarah Smith	No
DLT-1	Coordination of social-emotional health policies and practices	Mostly in place	2020-10-23	Sarah Smith	No
DLT-2	Continuous improvement process to coordinate implementation	Partially in place	2020-10-19	Todd Crumbacker	No
DLT-3	Tracking schools' use of continuous improvement process for coordination	Partially in place	2020-10-19	Todd Crumbacker	No
DLT-4	Use of a trauma-informed lens to implement social-emotional health policies and practices	Mostly in place	2020-10-19	Sarah Smith	No
DLT-5	Collection and analysis of well-being and job satisfaction data	Fully in place	2020-10-19	Sarah Smith	No
DLT-6	Qualified staff provide social-emotional behavioral interventions	Fully in place	2020-10-19	Sarah Smith	No
DWB-1	Professional learning opportunities on trauma	Fully in place	2020-10-19	Todd Crumbacker	No
DWB-2	Approach to positively resolve conflicts among staff	Fully in place	2020-10-19	Todd Crumbacker	No
DWB-3	Space for staff to relax and build relationships	Not in place	2020-10-19	Todd Crumbacker	No
DWB-4	Opportunities for recognition and gratitude	Fully in place	2020-10-19	Sarah Smith	No
DWB-5	Opportunities to build and maintain relationships	Fully in place	2020-10-19	Todd Crumbacker	No
DWB-6	Professional learning on self well-being	Partially in place	2020-10-19	Sarah Smith	No
DWB-7	Professional learning on compassion fatigue and burnout	Not in place	2020-10-19	Sarah Smith	No
DWP-1	Free or subsidized school employee wellness programs	Partially in place	2020-10-19	Todd Crumbacker	No
DWP-2	Employee assistance program	Not in place	2020-10-19	Stephanie Porter	No
DWP-3	Policies and procedures related to work-life balance	Not in place	2020-10-19	Todd Crumbacker	No
DWP-4	Policies and procedures related to suicide prevention	Fully in place	2020-10-19	Todd Crumbacker	No
DWP-5	Support for staff submitting Medicaid reimbursement	Not in place	2020-10-19	Todd Crumbacker	No
DWP-6	Professional learning opportunities on social-emotional health policies and practices	Fully in place	2020-10-19	Sarah Smith	No
DWP-7	Opportunities for staff to take breaks when overwhelmed	Fully in place	2020-10-19	Todd Crumbacker	No

DWP-8	Policies and procedures on school safety	Fully in place	2020-10-19	Todd Crumbacker	No
DWP-9	Policies and procedures on student-centered discipline	Fully in place	2020-10-19	Stephanie Porter	No