



**FLOYD COUNTY BOARD OF EDUCATION**  
**Danny Adkins, Superintendent**  
**442 KY RT 550**  
**Eastern, KY 41622**  
**Telephone (606) 886-2354 Fax (606) 886-4550**  
**www.floyd.kyschools.us**

**Sherry Robinson- Chair - District 5**  
**William Newsome, Jr., Vice-Chair - District 3**  
**Linda C. Gearheart, Member - District 1**  
**Dr. Chandra Varia, Member- District 2**  
**Rhonda Meade, Member - District 4**

**Student Support:** Receive Utility Report for Betsy Layne Elementary.

**Applicable Statute(s), etc.:** N/A

**Fiscal Budgetary Impact:**

2018/2019 SY (July 18-June 19) \$173,183

2019/2020 SY (July 19-June 20) \$169,249

**History / Background**

October 2020

Board received utility report for Floyd Central High School.

**Staff Recommendation:** To accept report as presented.

**Contact Person:**

Linda Hackworth

Facility Support Coordinator

606-874-2435

  
Facility Support Coord

  
Superintendent

**DATE:** November 6, 2020



# Utility Report

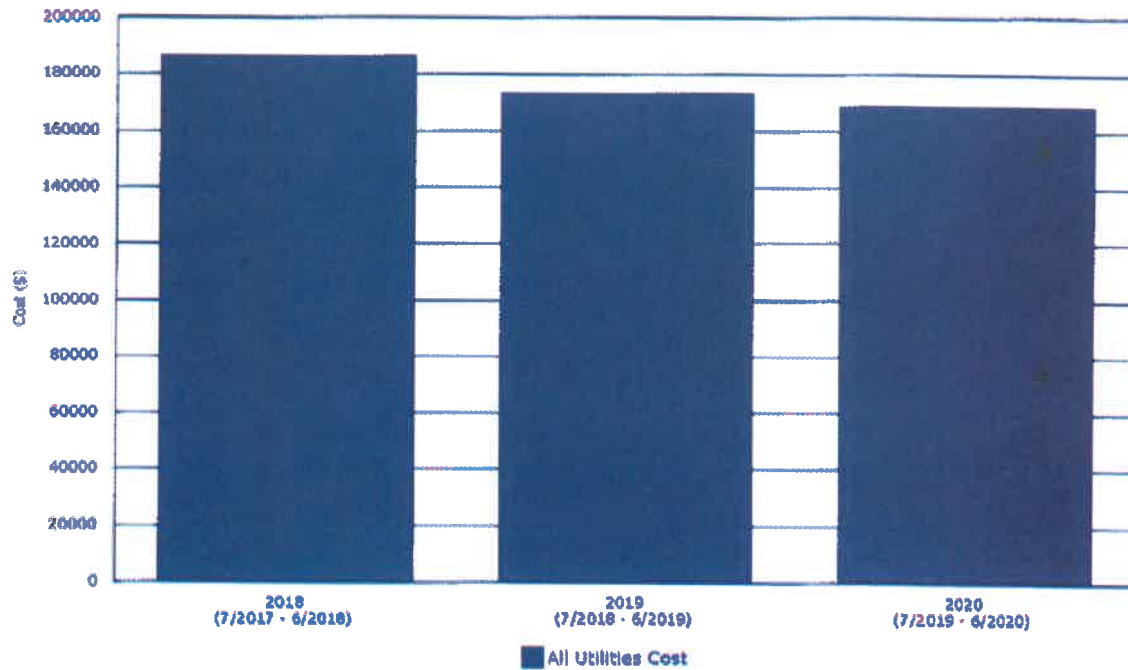
## November 23, 2020

### **Betsy Layne Elementary** **2018/2019 / 2019/2020** **School Years**



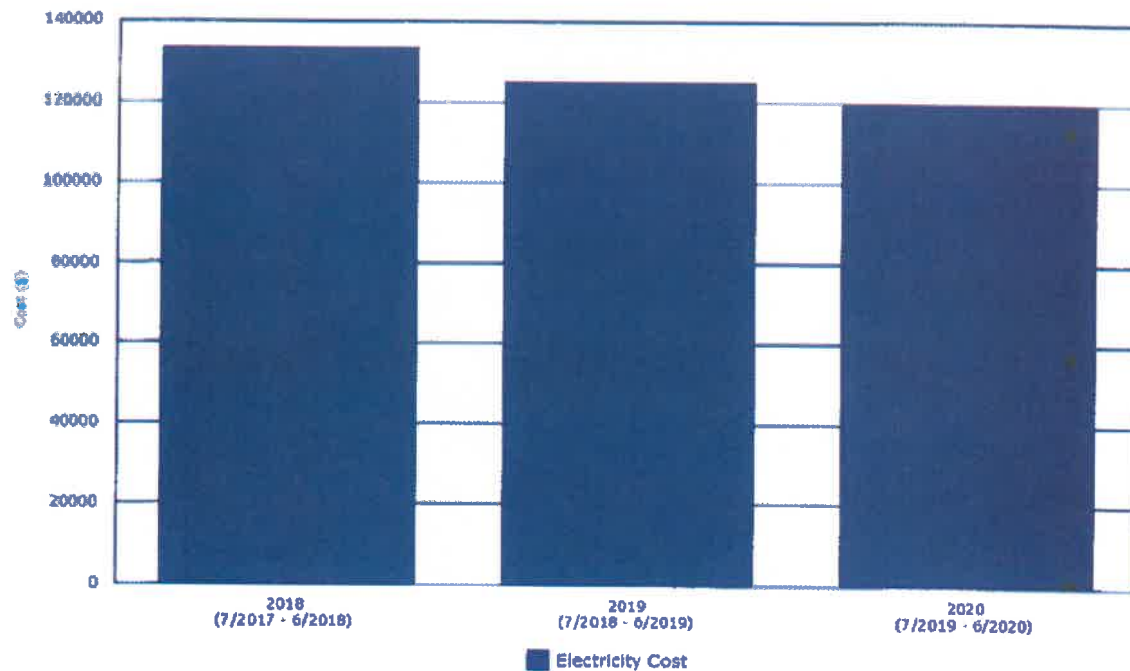
**The Floyd County Board of Education does not discriminate on the basis of race, color, national origin, age, religion, marital status, sex, or disability in employment, educational programs, or activities as set forth in Title IX & VI, and in Section 504.**

**Year-Over-Year Comparison**  
**Floyd County Board of Education**  
**Betsy Layne Elementary -- 7/2017 to 6/2020**



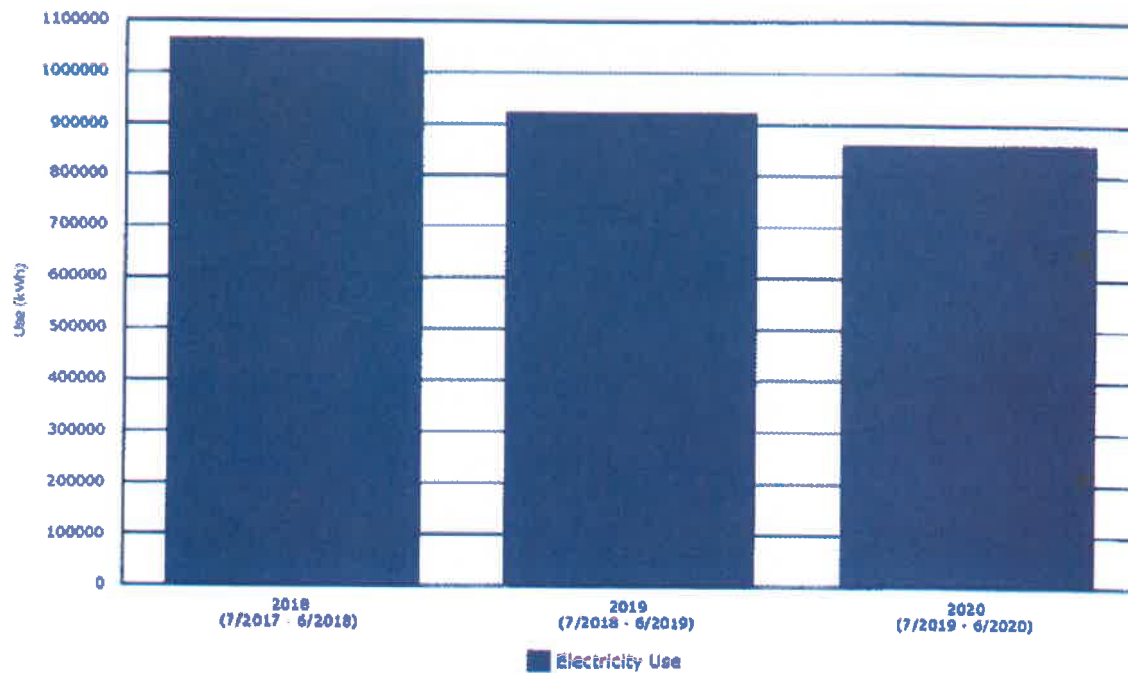
Period	All Utilities Cost
2018	\$186,411
2019	\$173,183
2020	\$169,249

**Year-Over-Year Comparison  
Floyd County Board of Education  
Betsy Layne Elementary -- 7/2017 to 6/2020**



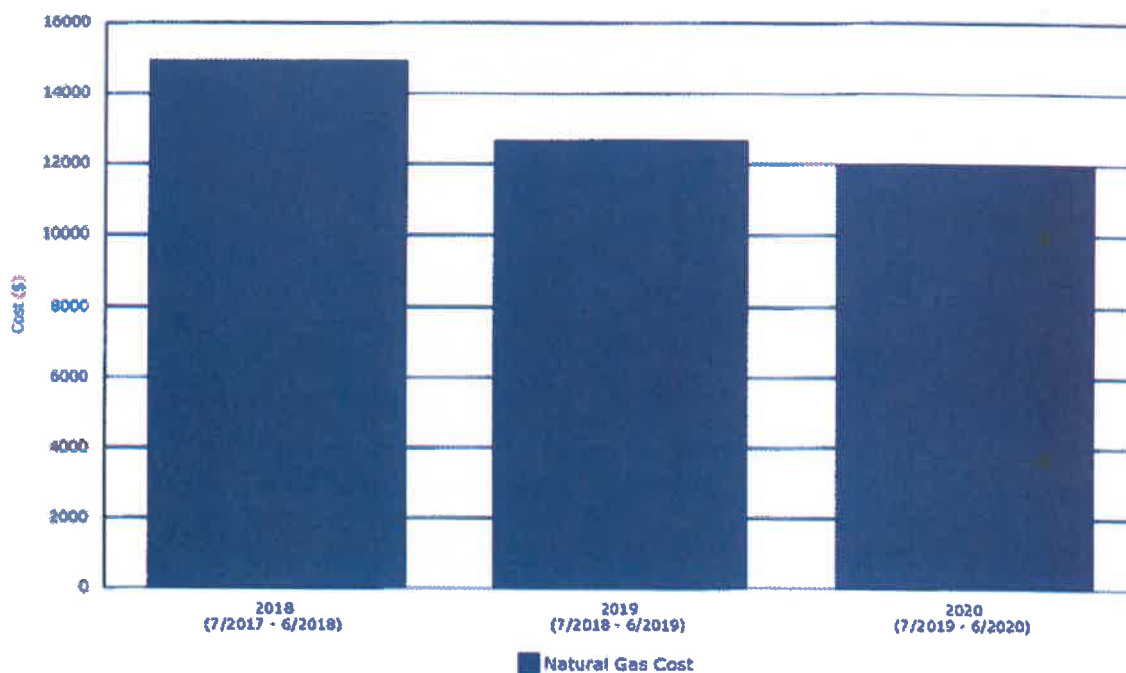
Period	Electricity Cost
2018	\$133,534
2019	\$125,079
2020	\$119,446

**Year-Over-Year Comparison**  
**Floyd County Board of Education**  
**Betsy Layne Elementary -- 7/2017 to 6/2020**



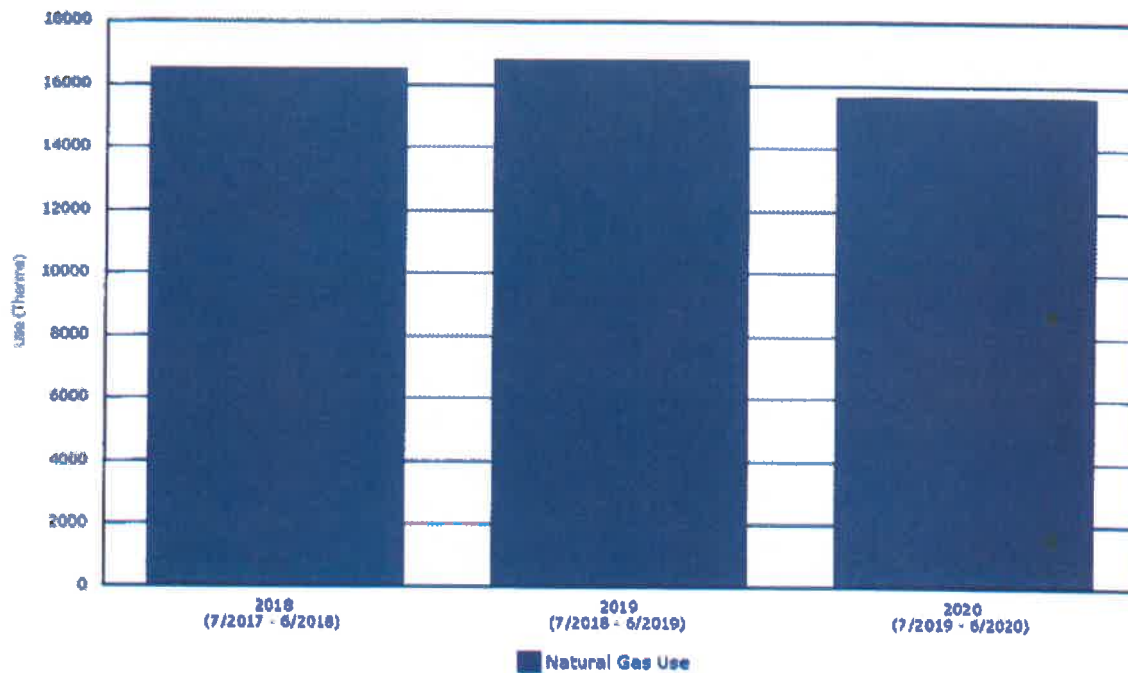
Period	Electricity Use (kWh)
2018	1,065,234
2019	922,781
2020	860,414

**Year-Over-Year Comparison**  
**Floyd County Board of Education**  
**Betsy Layne Elementary -- 7/2017 to 6/2020**



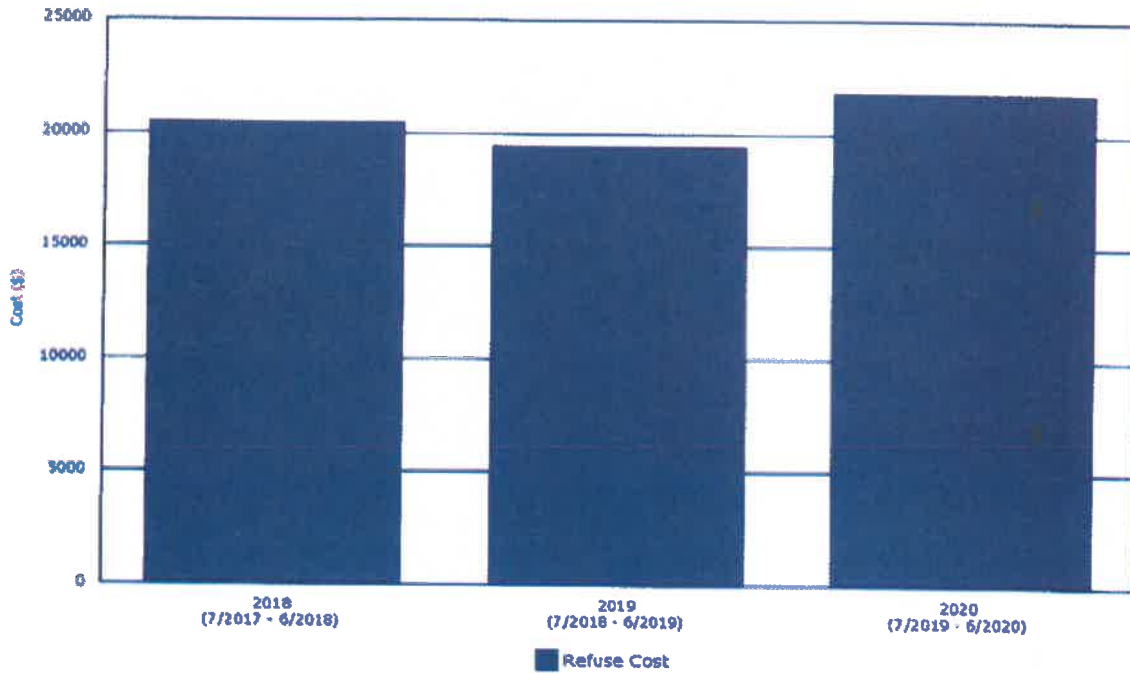
Period	Natural Gas Cost
2018	\$14,953
2019	\$12,672
2020	\$11,960

**Year-Over-Year Comparison**  
**Floyd County Board of Education**  
**Betsy Layne Elementary -- 7/2017 to 6/2020**



Period	Natural Gas Use (Therms)
2018	16,526
2019	16,805
2020	15,643

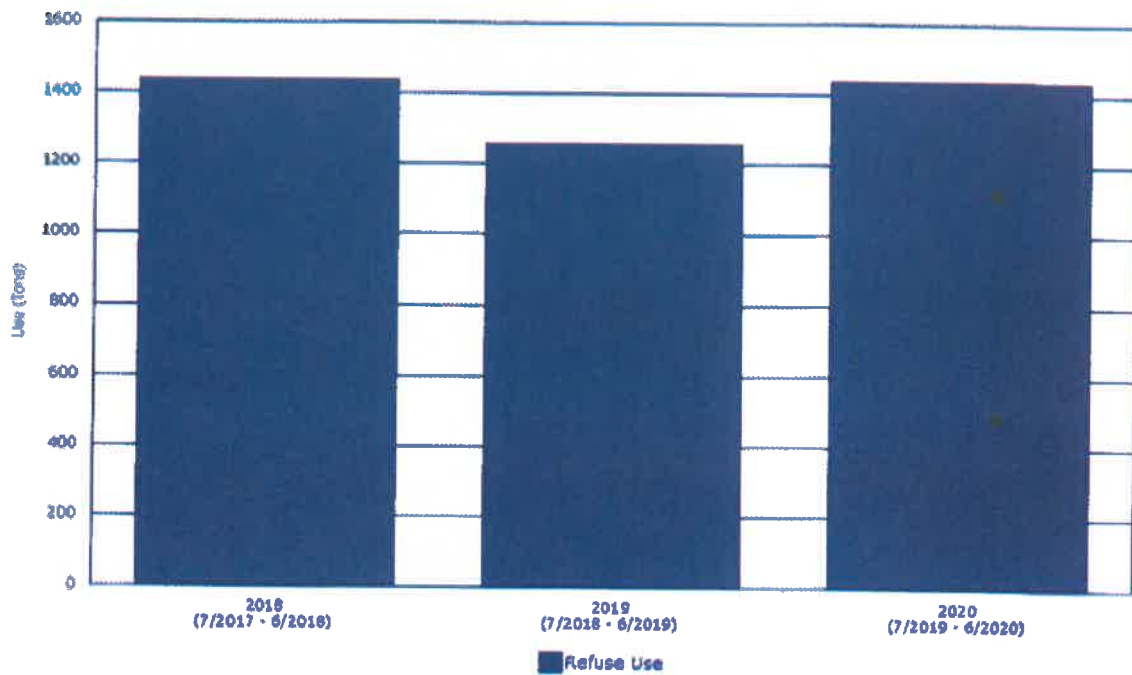
**Year-Over-Year Comparison**  
**Floyd County Board of Education**  
**Betsy Layne Elementary -- 7/2017 to 6/2020**



Period	Refuse Cost
2018	\$20,489
2019	\$19,439
2020	\$21,842

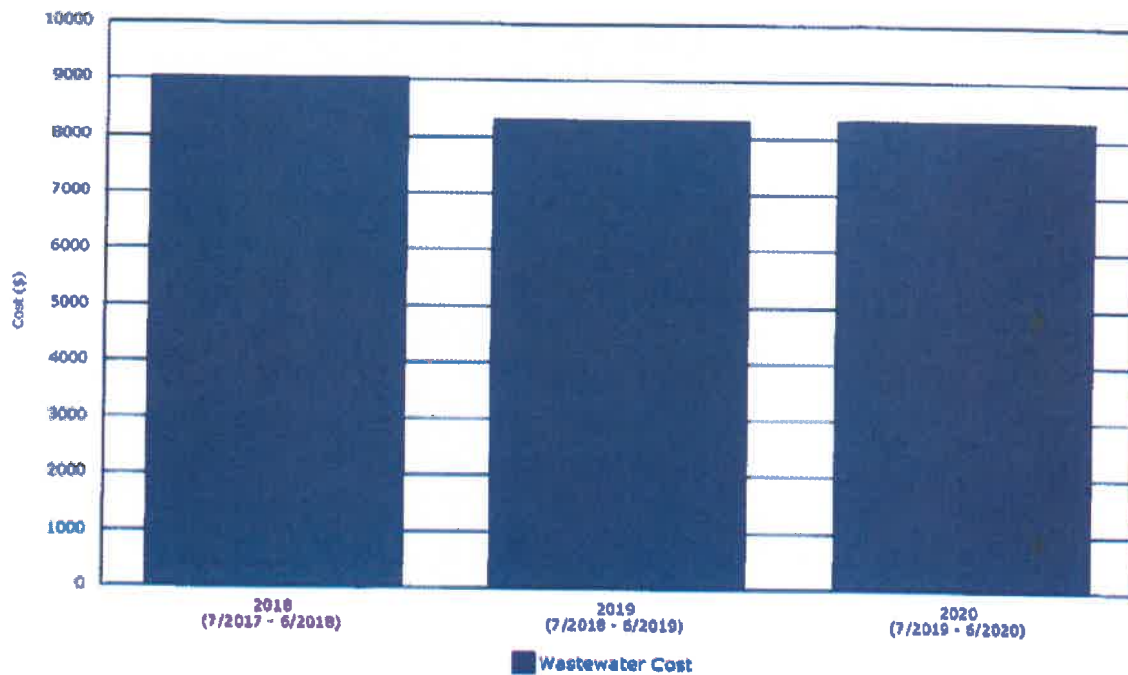


**Year-Over-Year Comparison**  
**Floyd County Board of Education**  
**Betsy Layne Elementary – 7/2017 to 6/2020**



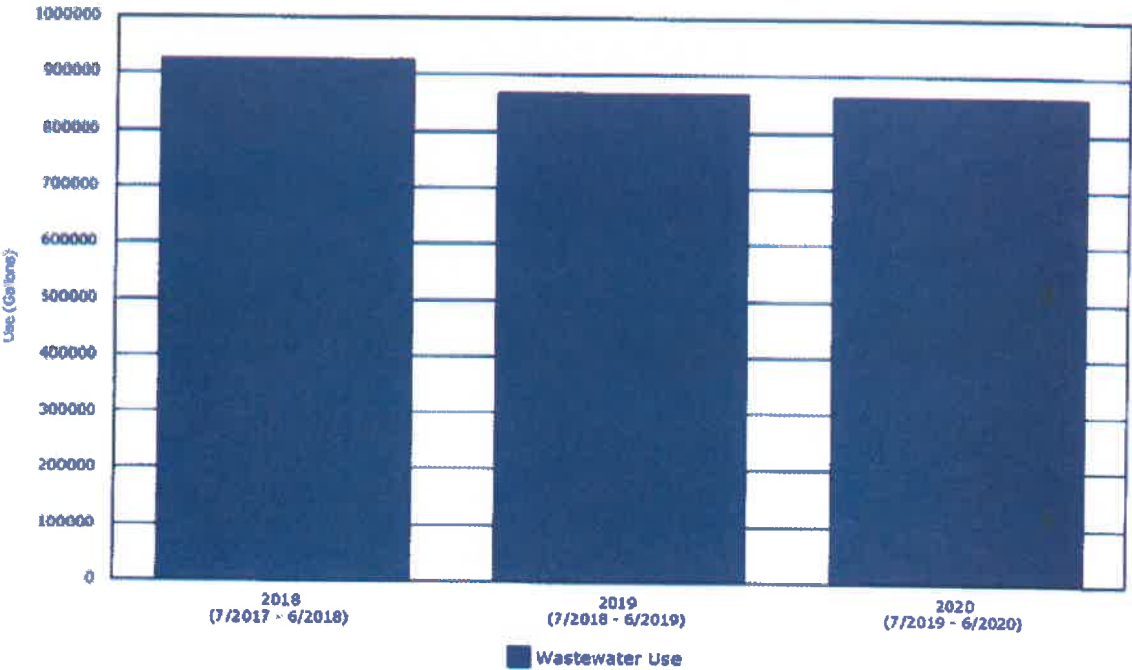
Period	Refuse Use (Tons)
2018	1,440
2019	1,260
2020	1,440

**Year-Over-Year Comparison**  
**Floyd County Board of Education**  
**Betsy Layne Elementary -- 7/2017 to 6/2020**



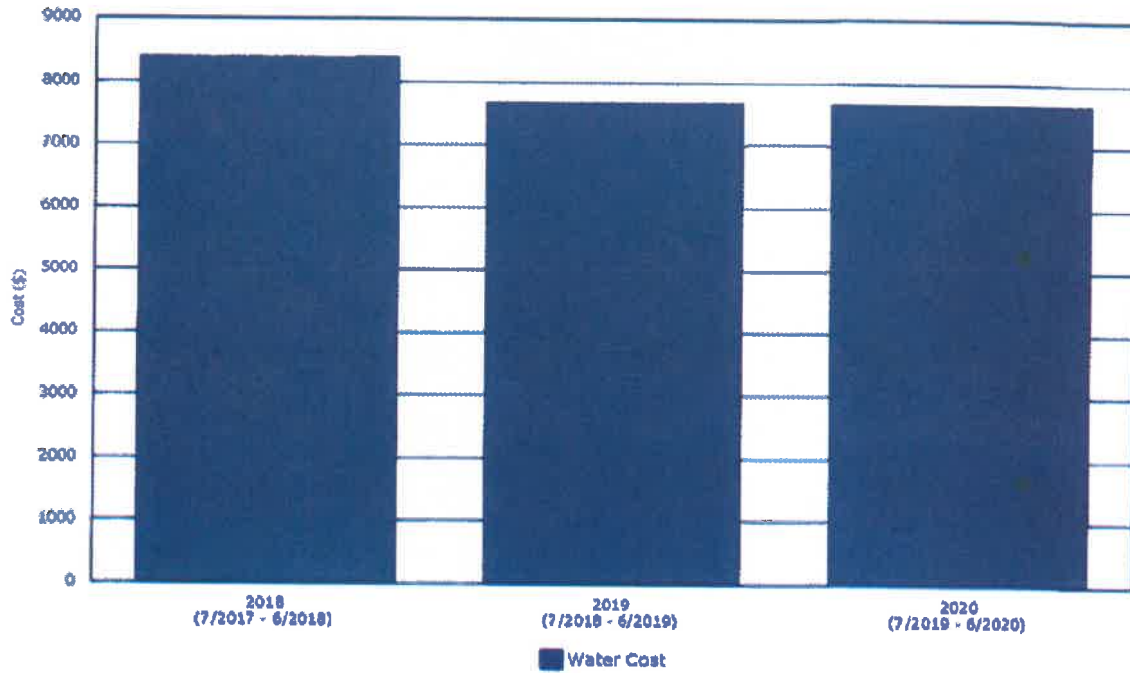
Period	Wastewater Cost
2018	\$9,042
2019	\$8,303
2020	\$8,328

**Year-Over-Year Comparison**  
**Floyd County Board of Education**  
**Betsy Layne Elementary – 7/2017 to 6/2020**



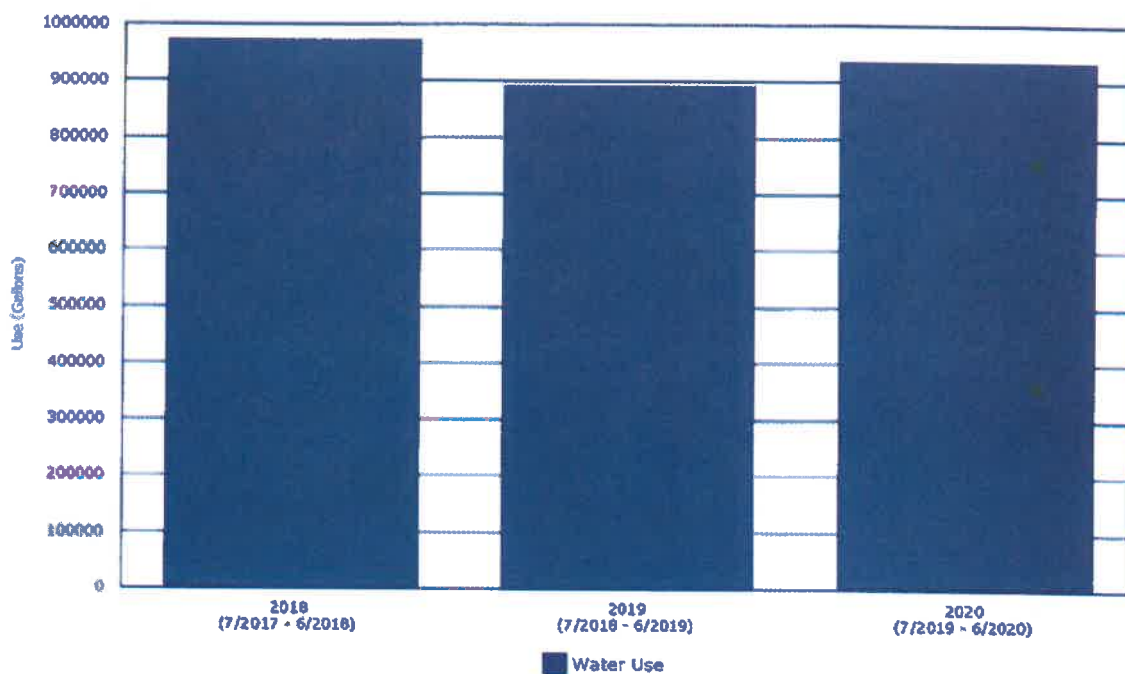
Period	Wastewater Use (Gallons)
2018	927,000
2019	868,000
2020	864,000

**Year-Over-Year Comparison**  
**Floyd County Board of Education**  
**Betsy Layne Elementary -- 7/2017 to 6/2020**



Period	Water Cost
2018	\$8,394
2019	\$7,691
2020	\$7,673

**Year-Over-Year Comparison**  
**Floyd County Board of Education**  
**Betsy Layne Elementary -- 7/2017 to 6/2020**



Period	Water Use (Gallons)
2018	973,000
2019	895,000
2020	937,000

**Monthly Heating and Cooling Degree Days**  
**KY - JULIAN CARROLL AIRPORT (JKL) -- 07/2017 to 06/2020**

<b>Year</b>	<b>Month</b>	<b>Heating Degree Days</b>	<b>Cooling Degree Days</b>
2017	July	0	351
2017	August	0	246
2017	September	34	134
2017	October	200	59
2017	November	488	5
2017	December	884	0
2018	January	1,003	0
2018	February	506	8
2018	March	666	0
2018	April	399	13
2018	May	6	242
2018	June	0	296
<b>Annual Totals</b>		<b>4,186</b>	<b>1,354</b>
2018	July	0	339
2018	August	0	325
2018	September	9	256
2018	October	296	100
2018	November	664	0
2018	December	724	0
2019	January	912	0
2019	February	578	0
2019	March	642	0
2019	April	193	43
2019	May	55	166
2019	June	7	193
<b>Annual Totals</b>		<b>4,080</b>	<b>1,422</b>
2019	July	0	349
2019	August	0	330
2019	September	0	350
2019	October	180	77
2019	November	658	0
2019	December	661	0
2020	January	718	0
2020	February	633	0
2020	March	368	22
2020	April	330	9
2020	May	174	117
2020	June	2	241
<b>Annual Totals</b>		<b>3,724</b>	<b>1,495</b>