


Bullitt County Public Schools

1040 Highway 44 East
Shepherdsville, Kentucky 40165

Phone: 502-869-8000
Fax: 502-543-3608
www.bullittschools.org

TO: Jesse Bacon

FROM: Bret Highley 

DATE: November 6, 2020

RE: New 800 Student Elementary School
Bid Package #1 – General Construction, BG 20-142

The bid opening was held on November 4, 2020 at 1:00 p.m. with a total of six bidders submitting bids. Only three (3) bidders submitted bids with all required documents. The lowest base bid was submitted by Redlee Construction and Development, Inc. in the amount of \$19,336,000.00. There were also nine (9) alternates on this project as follows:

ALTERNATE	AMOUNT	ACCEPT/REJECT
Intercom/Master Clock System	\$28,890.00	Accept
Door Hardware	\$0.00	Accept
Fire Alarm System	\$0.00	Accept
Plumbing Equipment	\$400.00	Accept
Kitchen Equipment	\$0.00	Accept
40kw Photovoltaic System	\$99,173.00	Reject
Extension of Right-of-Way	\$7,900.00	Accept
Yard Fire Hydrants	\$600.00	Accept
LED Monument Sign	\$36,000.00	Accept


At this time, I am asking the Boards' approval of the base bid amount and enter into a contract with Redlee Construction and Development, Inc. in the amount of \$19,336,000.00 and to accept the alternates as indicated in the amount of \$73,790.00 for a total construction amount of \$19,409,790.00.

If you have any questions, please feel free to contact me at 502-921-3659.

Attachment:


- Memo of Recommendation: Cate Ward, SKA Architects
- Redlee Construction and Development Contract
- Bid Documents
- Bid Tabulation Sheet

Equal Education and Employment Institution



November 8, 2020

Dr. Jesse Bacon
Superintendent
Bullitt County Public Schools
1040 Highway 44 East
Shepherdsville, KY 40165



RE: New 800-Student Elementary School - Bid Package #1 – General Construction
BG# 20-142
ska# 2019-50

Dear Dr. Bacon:

On November 6, 2020, five (5) bids were received for the above-referenced project – two of those received were deemed invalid. Redlee Construction & Development, Inc. of Louisville, Kentucky submitted the low Base Bid amount of Nineteen Million, Three Hundred and Thirty-Six Thousand Dollars (\$19,336,000.00).

After the bids were opened, the unit prices were reviewed and mutually agreed upon. The subcontractor and manufacturer lists were reviewed and accepted. We have reviewed the bonding company (Travelers Casualty and Surety Company of America) and found that they meet the requirements of the Contract Documents.

We have reviewed the Alternates and recommend acceptance of eight of the nine listed:

Alternate No. 2 (Door Hardware), No.3 (Fire Alarm), No.5 (Kitchen Equipment) resulted in no cost change to the Base Bid amount and are therefore recommended.

Alternate No. 1 (Intercom and Master Clock Systems), Alternate No. 4 (Plumbing Equipment) and Alternate No. 8 (Yard Fire Hydrants) all include District Preferred brands of equipment that maintains continuity among all facilities and are therefore recommended.

Alternate No. 9 is the installation of an LED monumental sign with remote messaging capability. Work for this can be done ahead of final landscape installation. Cost of this Alternate is Thirty-Six Thousand Dollars (\$36,000) and the District would like to accept it.

Alternate No.7, which includes the road entrance work in the right-of-way which amounted to Seven Thousand and Nine Hundred Dollars (\$7,900). It is anticipated that this work will be funded through negotiations with the City of Mt Washington because the work involved directly relates to Golden Wing Road which is maintained by the City and therefore cannot be paid for by District funds since work is not on District-Owned Property. We recommend acceptance of this Alternate on the understanding cost of this work will be reimbursed to the District.

We are not recommending acceptance of Alternate No. 6 for the photovoltaic solar array system.

studio kremer architects

1231 S Shelby St, Louisville, KY 40203
TEL 502.499.1100 FAX 502.499.1101

November 8, 2020
page 2

We, therefore, recommend that a contract is awarded to Redlee Construction & Development, Inc in the amount of Nineteen Million, Four Hundred Nine Thousand, Seven Hundred Ninety Dollars and Zero Cents (\$19,409,790.00).

Sincerely,
Studio Kremer Architects

A handwritten signature in black ink, appearing to read "Cate Noble Ward". The signature is fluid and cursive, with the first name "Cate" being the most prominent.

Cate Noble Ward | AIA


enclosures

final Bid Tabulation form

Form of Proposal submitted by Redlee Construction & Development, Inc.

BG# 20-142
ska# 2019-50

1:00 pm

[illegible]

Kentucky Department of Education Version of **AIA**® Document A101™ – 2007

Standard Form of Agreement Between Owner and Contractor where the basis of payment is a Stipulated Sum



KENTUCKY DEPARTMENT OF
EDUCATION
Every Child Proficient and Prepared for SUCCESS

This version of AIA Document A101™–2007 is modified by the Kentucky Department of Education. Publication of this version of AIA Document A101–2007 does not imply the American Institute of Architects' endorsement of any modification by the Kentucky Department of Education. A comparative version of AIA Document A101–2007 showing additions and deletions by the Kentucky Department of Education is available for review on the Kentucky Department of Education Web site.

Cite this document as “AIA Document A101™– 2007, Standard Form of Agreement Between Owner and Contractor where the basis of payment is a Stipulated Sum — KDE Version,” or “AIA Document A101™–2007 — KDE Version.”

Kentucky Department of Education Version of AIA® Document A101 – 2007

Standard Form of Agreement Between Owner and Contractor where the basis of payment is a Stipulated Sum

AGREEMENT made as of the 9th day of November
in the year 2020
(In words, indicate day, month and year.)

BETWEEN the Owner:

(Name, legal status, address and other information)
Bullitt County Public Schools
1040 HWY KY 44 East
Shepherdsville, KY 40165
Telephone Number (502) 869-8000

and the Contractor:

(Name, legal status, address and other information)
Redlee Construction & Development, Inc.
800 Stonecreek Parkway, Suite 5A
Louisville, KY 40223
Telephone Number (502) 412-3777

for the following Project:

(Name, location and detailed description)
New 800-Student Elementary School
Golden Wing Road, Mt Washington 40047

Project consists of the construction of a new Pre-K-5th grade school for accommodation of 800 students. Primary construction is ICF/Cast-in-Place Concrete with some structural steel frame, steel bar joists, and CMU bearing and partition walls. Other partitions are of steel stud/gwb construction. The building is two levels. There are two mechanical platforms: one is located over the gang restroom above the "upper level" and the other is on a mezzanine at the south end of the gym. Work involves HVAC systems, electrical systems (including lighting), plumbing, fire protection, communications, and electronic safety and security systems. New parking and drives will be constructed to serve the building, as will multiple outdoor paved areas. Above grade detention facilities will be constructed to mitigate runoff. Other site development includes clearing, grasses, plantings, and signage.

The Architect:

(Name, legal status, address and other information)
Studio Kremer Architects
1231 S Shelby Street
Louisville, KY 40203
Telephone Number (502) 499-1100

The Owner and Contractor agree as follows.



This version of AIA Document A101–2007 is modified by the Kentucky Department of Education. Publication of this version of AIA Document A101 does not imply the American Institute of Architects' endorsement of any modification by the Kentucky Department of Education. A comparative version of AIA Document A101–2007 showing additions and deletions by the Kentucky Department of Education is available for review on the Kentucky Department of Education Web site.

This document has important legal consequences. Consultation with an attorney is encouraged with respect to its completion or modification.

Init.

AIA Document A101–2007. Copyright © 1915, 1918, 1925, 1937, 1951, 1958, 1961, 1963, 1967, 1974, 1977, 1987, 1991, 1997 and 2007 by The American Institute of Architects. All rights reserved. Kentucky Department of Education Version of AIA Document A101–2007. Copyright © 2014 by The American Institute of Architects. All rights reserved. WARNING: This AIA® Document is protected by U.S. Copyright Law and International Treaties. Unauthorized reproduction or distribution of this AIA® Document, or any portion of it, may result in severe civil and criminal penalties, and will be prosecuted to the maximum extent possible under the law. This document was created on 11/06/2020 09:29:16 under license number 2010628302, and is not for resale. This document is licensed by The American Institute of Architects for one-time use only, and may not be reproduced prior to its completion.

TABLE OF ARTICLES

1	THE CONTRACT DOCUMENTS
2	THE WORK OF THIS CONTRACT
3	DATE OF COMMENCEMENT AND SUBSTANTIAL COMPLETION
4	CONTRACT SUM
5	PAYMENTS
6	DISPUTE RESOLUTION
7	TERMINATION OR SUSPENSION
8	MISCELLANEOUS PROVISIONS
9	ENUMERATION OF CONTRACT DOCUMENTS
10	INSURANCE AND BONDS

ARTICLE 1 THE CONTRACT DOCUMENTS

The Contract Documents consist of this Agreement, Conditions of the Contract (General, Supplementary and other Conditions), Owner direct Purchase Orders, Drawings, Specifications, Addenda issued prior to execution of this Agreement, other documents listed in this Agreement and Modifications issued after execution of this Agreement, all of which form the Contract, and are as fully a part of the Contract as if attached to this Agreement or repeated herein. The Contract represents the entire and integrated agreement between the parties hereto and supersedes prior negotiations, representations or agreements, either written or oral. An enumeration of the Contract Documents, other than a Modification, appears in Article 9.

ARTICLE 2 THE WORK OF THIS CONTRACT

The Contractor shall fully execute the Work described in the Contract Documents, except as specifically indicated in the Contract Documents to be the responsibility of others.

ARTICLE 3 DATE OF COMMENCEMENT AND SUBSTANTIAL COMPLETION

§ 3.1 The date of commencement of the Work shall be the date of this Agreement unless a different date is stated below or provision is made for the date to be fixed in a notice to proceed issued by the Owner.

(Insert the date of commencement if it differs from the date of this Agreement or, if applicable, state that the date will be fixed in a notice to proceed.)

If, prior to the commencement of the Work, the Owner requires time to file mortgages and other security interests, the Owner's time requirement shall be as follows:

§ 3.2 The Contract Time shall be measured from the date of commencement.

§ 3.3 The Contractor shall achieve Substantial Completion of the entire Work not later than
 (N/A) days from the date of commencement, or as follows:
(Insert number of calendar days. Alternatively, a calendar date may be used when coordinated with the date of commencement. If appropriate, insert requirements for earlier Substantial Completion of certain portions of the Work. Either list requirements for earlier Substantial Completion here or refer to an exhibit attached to this Agreement.)
 Substantial Completion to be achieved by date cited below, unless explicitly modified by Change Order.

Portion of Work
 Entire Work of the Contract

Substantial Completion Date
 June 1, 2022

, subject to adjustments of this Contract Time as provided in the Contract Documents.

Liquidated Damages: As actual damages for delay in completion of Work are impossible to determine, the Contractor and his Surety shall be liable for and shall pay to the Owner the sum of
 One Thousand Dollars and No Cents.

(\$ 1,000.00), not as a penalty, but as fixed, agreed and liquidated damages for each calendar day of delay until the Contract Work is substantially completed as defined in the General Conditions of the Contract for Construction. The Owner shall have the right to deduct liquidated damages from money in hand otherwise due, or to become due, to the Contractor, or to sue and recover compensation for damages for failure to substantially complete the Work within the time stipulated herein. Said liquidated damages shall cease to accrue from the date of Substantial Completion.

ARTICLE 4 CONTRACT SUM

§ 4.1 The Owner shall pay the Contractor the Contract Sum in current funds for the Contractor's performance of the Contract. The Contract Sum shall be
 Twelve Million, Six Hundred Forty-Seven Thousand, Eight Hundred Forty-One Dollars and Seventy-Three Cents.
 (\$ 12,647,841.73), subject to additions and deductions as provided in the Contract Documents.

(List the base bid amount, sum of accepted alternates, total construction cost (the sum of base bid amount plus sum of accepted alternates), sum of Owner's direct Purchase Orders. The Contract Sum shall equal the sum of Total Construction Cost, less Owner direct Purchase Orders. Either list this information here or refer to an exhibit attached to this Agreement.)

	Amount
Base Bid	\$ 19,336,000.00
Sum of Accepted Alternates	\$ 73,790.00
Total Construction Cost (the sum of base bid amount plus sum of accepted alternates)	\$ 19,409,790.00
Sum of Owner's direct Purchase Orders	\$ 6,761,948.27
Contract Sum (total construction cost less Owner direct Purchase Orders)	\$ 12,647,841.73

Init.

§ 4.2 The Contract Sum is based upon the following alternates, if any, which are described in the Contract Documents and are hereby accepted by the Owner:

(State the numbers or other identification of accepted alternates. If the bidding or proposal documents permit the Owner to accept other alternates subsequent to the execution of this Agreement, attach a schedule of such other alternates showing the amount for each and the date when that amount expires. Either list alternates here or refer to an exhibit attached to this Agreement.)

Number	Item Description	Amount
Alternate No. 1	Intercom and Master Clock System	\$28,890.00
Alternate No. 2	Door Hardware	\$0.00
Alternate No. 3	Fire Alarm System	\$0.00
Alternate No. 4	Plumbing Equipment	\$400.00
Alternate No. 5	Kitchen Equipment	\$0.00
Alternate No. 7	Extension of Right-Of-Way	\$7,900.00
Alternate No. 8	Yard Fire Hydrants	\$600.00
Alternate No. 9	LED Monumental Sign	\$36,000
	Total of Alternates	\$73,790.00

§ 4.3 Unit prices, if any:

(Identify and state the unit price; state quantity limitations, if any, to which the unit price will be applicable. Either list unit prices here or refer to an exhibit attached to this Agreement.)

Refer to the Form of Proposal "Unit Prices" list attached to this Agreement.

Item	Units and Limitations	Price per Unit (\$0.00)
------	-----------------------	-------------------------

§ 4.4 Allowances included in the Contract Sum, if any:

(Identify allowance and state exclusions, if any, from the allowance price. Either list allowances here or refer to an exhibit attached to this Agreement.)

Refer to Specification Section 01 02 10 "Allowances" for list of allowances included in Contract Sum.

Item	Price
------	-------

ARTICLE 5 PAYMENTS

§ 5.1 PROGRESS PAYMENTS

§ 5.1.1 Based upon Applications for Payment submitted to the Architect by the Contractor and Certificates for Payment issued by the Architect, the Owner shall make progress payments on account of the Contract Sum to the Contractor as provided below and elsewhere in the Contract Documents.

§ 5.1.2 The period covered by each Application for Payment shall be one calendar month ending on the last day of the month, or as follows:

§ 5.1.3 Provided that an Application for Payment is received by the Architect not later than the First day of a month, the Owner shall make payment of the certified amount to the Contractor not later than the Fifteenth day of the same month. If an Application for Payment is received by the Architect after the application date fixed above, payment shall be made by the Owner not later than Forty-Five (45) days after the Architect receives the Application for Payment.

State law (KRS 371.405) requires the Owner to pay undisputed Applications for Payment within forty-five (45) business days following receipt of the invoices. If the Owner fails to pay the Contractor within forty-five (45) business days following receipt of an undisputed Application for Payment, state law requires the Owner shall pay interest to the Contractor beginning on the forty-sixth business day after receipt of the Application for Payment, computed at the rate required by state law.

§ 5.1.4 Each Application for Payment shall be based on the most recent schedule of values submitted by the Contractor in accordance with the Contract Documents. The schedule of values shall allocate the entire Contract Sum among the various portions of the Work. The schedule of values shall be prepared in such form and supported by such data to substantiate its accuracy as the Architect may require. This schedule, unless objected to by the Architect, shall be used as a basis for reviewing the Contractor's Applications for Payment.

§ 5.1.5 Applications for Payment shall show the percentage of completion of each portion of the Work as of the end of the period covered by the Application for Payment.

§ 5.1.6 Subject to other provisions of the Contract Documents, the amount of each progress payment shall be computed as follows:

- .1 Take that portion of the Contract Sum properly allocable to completed Work as determined by multiplying the percentage completion of each portion of the Work by the share of the Contract Sum allocated to that portion of the Work in the schedule of values, less retainage of TEN percent (10%). Pending final determination of cost to the Owner of changes in the Work, amounts not in dispute shall be included as provided in Section 7.3.9 of AIA Document A201™-2007, General Conditions of the Contract for Construction — KDE Version;
- .2 Add that portion of the Contract Sum properly allocable to materials and equipment delivered and suitably stored at the site for subsequent incorporation in the completed construction (or, if approved in advance by the Owner, suitably stored off the site at a location agreed upon in writing), less retainage of TEN percent (10%);
- .3 Subtract the aggregate of previous payments made by the Owner; and
- .4 Subtract amounts, if any, for which the Architect has withheld or nullified a Certificate for Payment as provided in Section 9.5 of AIA Document A201-2007 — KDE Version.

§ 5.1.7 The progress payment amount determined in accordance with Section 5.1.6 shall be further modified under the following circumstances:

- .1 Add, upon Substantial Completion of the Work, a sum sufficient to increase the total payments to the full amount of the Contract Sum, less such amounts as the Architect shall determine for incomplete Work, retainage applicable to such work and unsettled claims; and
(Section 9.8.5 of AIA Document A201-2007 — KDE Version requires release of applicable retainage upon Substantial Completion of Work with consent of surety, if any.)

- 2 Add, if final completion of the Work is thereafter materially delayed through no fault of the Contractor, any additional amounts payable in accordance with Section 9.10.3 of AIA Document A201-2007 — KDE Version.

§ 5.1.8 Reduction or limitation of retainage, if any, shall be as follows:

When Owner direct Purchase Orders are used, retainage that would otherwise be held on materials and equipment shall transfer to the Contractor, and the material suppliers will be paid the full amount of their invoices. The Owner shall retain ten percent (10%) from each Application for Payment, and an amount equal to ten percent (10%) of approved Purchase Order payments, up to fifty percent (50%) completion of the Work, then provided the Work is on schedule and satisfactory, and upon written request of the Contractor together with consent of surety and the recommendation of the Architect, the Owner shall approve a reduction in Retainage to five percent (5%) of the current Contract Sum plus Purchase Orders. No part of the five percent (5%) retainage shall be paid until after Substantial Completion of the Work, as defined in the General Conditions of the Contract for Construction. After Substantial Completion, if reasons for reduction in retainage are certified in writing by the Architect, a reduction to a lump sum amount less than the five percent (5%) retainage may be approved by the Owner when deemed reasonable. The minimum lump sum retainage shall be twice the estimated cost to correct deficient or incomplete work.

Retainage shall not be reduced to below two percent (2%) until punch is 100% complete and Owner and Architect have had a final walk-through to confirm.

§ 5.1.9 Except with the Owner's prior approval, the Contractor shall not make advance payments to suppliers for materials or equipment which have not been delivered and stored at the site.

§ 5.2 FINAL PAYMENT

§ 5.2.1 Final payment, constituting the entire unpaid balance of the Contract Sum, shall be made by the Owner to the Contractor when

- .1 the Contractor has fully performed the Contract except for the Contractor's responsibility to correct Work as provided in Section 12.2.2 of AIA Document A201-2007 — KDE Version, and to satisfy other requirements, if any, which extend beyond final payment;
- .2 a final Certificate for Payment has been issued by the Architect; and
- .3 the Contractor provides the Owner with affidavits that all payrolls, bills for materials, supplies and equipment, and other indebtedness connected with the Work have been paid or otherwise satisfied, and with Consent of Surety for final payment.

ARTICLE 6 DISPUTE RESOLUTION

§ 6.1 INITIAL DECISION MAKER

The Architect will serve as Initial Decision Maker pursuant to Section 15.2 of AIA Document A201-2007 — KDE Version, unless the parties appoint below another individual, not a party to this Agreement, to serve as Initial Decision Maker.

(If the parties mutually agree, insert the name, address and other contact information of the Initial Decision Maker, if other than the Architect.)

§ 6.2 BINDING DISPUTE RESOLUTION

For any Claim subject to, but not resolved by, mediation pursuant to Section 15.3 of AIA Document A201–2007 — KDE Version, the method of binding dispute resolution shall be as follows:

(Check the appropriate box. If the Owner and Contractor do not select a method of binding dispute resolution below, or do not subsequently agree in writing to a binding dispute resolution method other than litigation, Claims will be resolved by litigation in a court of competent jurisdiction.)

- ☐ Arbitration pursuant to Section 15.4 of AIA Document A201–2007 — KDE Version
- ☒ Litigation in a court of competent jurisdiction where the Project is located
- ☐ Other: *(Specify)*

ARTICLE 7 TERMINATION OR SUSPENSION

§ 7.1 The Contract may be terminated by the Owner or the Contractor as provided in Article 14 of AIA Document A201–2007 — KDE Version.

§ 7.2 The Work may be suspended by the Owner as provided in Article 14 of AIA Document A201–2007 — KDE Version.

ARTICLE 8 MISCELLANEOUS PROVISIONS

§ 8.1 Where reference is made in this Agreement to a provision of AIA Document A201–2007 — KDE Version or another Contract Document, the reference refers to that provision as amended or supplemented by other provisions of the Contract Documents.

§ 8.2 Payments due and unpaid under the Contract shall bear interest from the date payment is due at such rate required by state law, or in the absence of law, at the legal rate prevailing at the time and place where the Project is located.
(Insert rate of interest agreed upon, if any.)

N/A

§ 8.3 The Owner's representative:
(Name, address and other information)

Dr. Jesse Bacon, Superintendent
Bullitt County Public Schools
1040 Highway 44 East
Shepherdsville, KY 40165

§ 8.4 The Contractor's representative:
(Name, address and other information)

Matthew Elder, Vice President
Redlee Construction & Development
800 Stonecreek Parkway, Suite 5A
Louisville, KY 40223

Init.

§ 8.5 Neither the Owner's nor the Contractor's representative shall be changed without ten days written notice to the other party.

§ 8.6 Other provisions:

ARTICLE 9 ENUMERATION OF CONTRACT DOCUMENTS

§ 9.1 The Contract Documents, except for Modifications issued after execution of this Agreement, are enumerated in the sections below.

§ 9.1.1 The Agreement is this executed AIA Document A101–2007, Standard Form of Agreement Between Owner and Contractor — KDE Version.

§ 9.1.2 The General Conditions are AIA Document A201–2007, General Conditions of the Contract for Construction — KDE Version.

§ 9.1.3 The Supplementary and other Conditions of the Contract:

(Either list Supplementary and other Conditions of the Contract here or refer to an exhibit attached to this Agreement.)

Document	Title	Date	Pages
Div. 0 Specifications	Bidding and Contract Provisions	October 14, 2020	Inclusive
Div. 1 Specification	General Requirements	October 14, 2020	Inclusive

§ 9.1.4 The Specifications:

(Either list the Specifications here or refer to an exhibit attached to this Agreement.)

Refer to Project Manual Index attached to this Agreement.

Section	Title	Date	Pages
---------	-------	------	-------

Init.

§ 9.1.5 The Drawings:

(Either list the Drawings here or refer to an exhibit attached to this Agreement.)

Refer to Drawing Index attached to this Agreement.

Number	Title	Date
--------	-------	------

§ 9.1.6 The Addenda, if any:

(Either list the Addenda here or refer to an exhibit attached to this Agreement.)

Number	Date	Pages
Addendum No.1	October 22, 2020	96
Addendum No. 2	October 29, 2020	115

Portions of Addenda relating to bidding requirements are not part of the Contract Documents unless the bidding requirements are also enumerated in this Article 9.

§ 9.1.7 Additional documents, if any, forming part of the Contract Documents:

- .1 AIA Document E201™-2007, Digital Data Protocol Exhibit, if completed by the parties, or the following:

Init.

AIA Document A101-2007. Copyright © 1915, 1918, 1925, 1937, 1951, 1958, 1961, 1963, 1967, 1974, 1977, 1987, 1991, 1997 and 2007 by The American Institute of Architects. All rights reserved. Kentucky Department of Education Version of AIA Document A101-2007. Copyright © 2014 by The American Institute of Architects. All rights reserved. WARNING: This AIA® Document is protected by U.S. Copyright Law and International Treaties. Unauthorized reproduction or distribution of this AIA® Document, or any portion of it, may result in severe civil and criminal penalties, and will be prosecuted to the maximum extent possible under the law. This document was created on 11/06/2020 09:29:16 under license number 2010628302, and is not for resale. This document is licensed by The American Institute of Architects for one-time use only, and may not be reproduced prior to its completion.

2 Other documents, if any, listed below:

(List here any additional documents that are intended to form part of the Contract Documents. AIA Document A201-2007 — KDE Version provides that bidding requirements such as advertisement or invitation to bid, Instructions to Bidders, sample forms and the Contractor's bid are not part of the Contract Documents unless enumerated in this Agreement. They should be listed here only if intended to be part of the Contract Documents.)

- A. AIA Document A701-1997, Instructions to Bidders — KDE Version
- B. Contractor's Form of Proposal
- C. KDE Purchase Order Summary Form
- D. Contractor's Performance and Payment Bonds (attached to this agreement)
- E. Contractor's certificate of insurance (attached to this agreement)

ARTICLE 10 INSURANCE AND BONDS

The Contractor shall purchase and maintain insurance and provide bonds as set forth in Article 11 of AIA Document A201-2007 — KDE Version.

(State bonding requirements, if any, and limits of liability for insurance required in Article 11 of AIA Document A201-2007 — KDE Version. Either list insurance and bond information here or refer to an exhibit attached to this Agreement.)

Type of Insurance or Bond

Limit of Liability or Bond Amount (\$0.00)

As specified in Article 11 of AIA Document A201-2007
of the contract documents.

This Agreement entered into as of the day and year first written above.

OWNER (Signature)

(Printed name and title)

CONTRACTOR (Signature)

(Printed name and title)

Init.

AIA Document A101-2007. Copyright © 1915, 1918, 1925, 1937, 1951, 1958, 1961, 1963, 1967, 1974, 1977, 1987, 1991, 1997 and 2007 by The American Institute of Architects. All rights reserved. Kentucky Department of Education Version of AIA Document A101-2007. Copyright © 2014 by The American Institute of Architects. All rights reserved. WARNING: This AIA® Document is protected by U.S. Copyright Law and International Treaties. Unauthorized reproduction or distribution of this AIA® Document, or any portion of it, may result in severe civil and criminal penalties, and will be prosecuted to the maximum extent possible under the law. This document was created on 11/06/2020 09:29:15 under license number 2010628302, and is not for resale. This document is licensed by The American Institute of Architects for one-time use only, and may not be reproduced prior to its completion.

BG No. 20-142

Date: 11/4/20 To: (Owner): **Bullitt County Public Schools**

Project Name: **New 800-Student Elementary School**

Bid Package No. **1**

General Construction

City, County:

Name of Contractor:

Redlee Construction & Development, Inc.

Mailing Address:

800 Stonecreek Parkway, Ste. 5A, Louisville, Kentucky 40223

Business Address: same

Telephone: (502) 412-3777

Fax: (502) 412-7778

Having carefully examined the Instructions to Bidders, Contract Agreement, General Conditions, Supplemental Conditions, Specifications, and Drawings, for the above referenced project, the undersigned bidder proposes to furnish all labor, materials, equipment, tools, supplies, and temporary devices required to complete the work in accordance with the contract documents and any addenda listed below for the price stated herein.

Addendum 1, 2 (Insert the addendum numbers received or the word "none" if no addendum received.)

BASE BID: For the construction required to complete the work, in accordance with the contract documents, I/We submit the following lump sum price of:

19,336,000.00

Nineteen Million Three Hundred Thirty-Six Thousand

Use Figures

nineteen million three hundred thirty three Dollars &

Use Words

no cents

Cents

Use Words

ALTERNATE BIDS: (If applicable and denoted in the Bidding Documents)

For omission from or addition to those items, services, or construction specified in Bidding Documents by alternate number, the following lump sum price will be added or deducted from the base bid.

Alternate Bid No.	Alternate Description	+ (Add to the Base Bid)	- (Deduct from the Base Bid)	No Cost Change from the Base Bid
No.1	Intercom Public Address and Master Clock System	28890.00		<input checked="" type="checkbox"/>
No.2	Door Hardware			<input checked="" type="checkbox"/>
No.3	Fire Alarm System			<input checked="" type="checkbox"/>
No.4	Plumbing Equipment	400		<input type="checkbox"/>
No.5	Kitchen Equipment			<input checked="" type="checkbox"/>

No.6	40kW Photovoltaic System	99,173-		<input type="checkbox"/>
No.7	Extension of Right-of-Way	7,900-		<input type="checkbox"/>
No.8	Yard Fire Hydrants	600-		<input type="checkbox"/>
No.9	LED Monument Sign	36,000		<input type="checkbox"/>

A maximum of 10 Alternate Bids will be acceptable with each Base Bid. Do not add supplemental sheets for Alternate Bids to this document.

LIST OF PROPOSED SUBCONTRACTORS:

List on the lines below each major branch of work and the subcontractor involved with that portion of work. If the branch of work is to be done by the Contractor, so indicate.

The listing of more than one subcontractor in a work category shall invalidate the bid.

The listing of the bidder as the subcontractor for a work category certifies that the bidder has in current employment, skilled staff and necessary equipment to complete that category. The architect/engineer will evaluate the ability of all listed subcontractors to complete the work and notify the owner. Listing of the bidder as the subcontractor may invalidate the bid should the architect's review indicate bidder does not have skilled staff and equipment to complete the work category at the time the bid was submitted.

A maximum of 40 subcontractors will be acceptable with each bid. Do not add supplemental sheets for subcontractors to this document.

The bidder shall submit the list of subcontractors with the bid.

	BRANCH OF WORK (to be filled out by the Architect)	SUBCONTRACTOR (to be filled out by the contractor)
1.	Cleaning	Guyzer
2.	Demolition	Trademark
3.	Building Layout (Engineer / Surveyor)	ABACUS
4.	Excavation and Grading	Trademark
5.	Concrete	Redlee
6.	Masonry	MASONOMICS
7.	Insulated Concrete Forms	Olympic
8.	Structural Steel	Southern
9.	Steel Bar Joist / Metal Deck	II
10.	Modified Roofing	Carlson
11.	Standing Seam Metal Roofing	II

12.	Hollow Metal Door and Frames	Redlee
13.	Wood Doors	Redlee
14.	Hardware	Redlee
15.	Overhead Doors / Coiling Doors	OVHd
16.	Aluminum Windows / Storefront / Curtain Wall	WR Cole
17.	Drywall / Hard Surface Ceiling	TMP
18.	Resilient Tile and Base	11
19.	Carpeting	11
20.	Ceramic Tile Base	KV
21.	Acoustical Ceiling	TMP
22.	Painting	MARS
23.	Casework	Atlas
24.	Mechanical	Frei Knights
25.	Sheet Metal (HVAC)	@ 11
26.	Mechanical Insulator	11
27.	Kitchen Hood / Makeup Air Unit / Kitchen Exhaust Fans	11
28.	Test and Balance	11
29.	Chemical Treatment	11
30.	Plumbing	11
31.	Fire Protection	Dalmation
32.	Electrical	Whitehead Arrow
33.	Fire Alarm	11
34.	Security	11
35.	Generator	11
36.	Intercom	11
37.	Fire Pump	11
38.	Geothermal	Same as 24 Geothermal Earthworks
39.		

40.

LIST OF PROPOSED SUPPLIERS AND MANUFACTURERS:

List on the lines below each major material category for this project and the suppliers and manufacturers involved with that portion of work. Listing the supplier below means the Contractor is acknowledging authorization from the Supplier to include the Supplier in this bid.

The listing of more than one supplier or manufacturer in a material category shall invalidate the bid.

A maximum of 40 suppliers and manufacturers will be acceptable with each bid. Do not add supplemental sheets for suppliers to this document.

The bidder shall submit the list of suppliers and manufacturers with the bid.

	MATERIAL DESCRIPTION BY SPECIFICATION DIVISION AND CATEGORY (to be filled out by the Architect or Contractor)	SUPPLIER (to be filled out by the Contractor)	MANUFACTURER (to be filled out by the Contractor)
1.	Concrete	IME	IME
2.	Masonry	LEE	CLINGMAN STONE CITY & FELDON
3.	Insulated Concrete Forms	CARRIER WALLS	MUDARK
4.	Modified Roofing	Garland	GARLAND
5.	Standing Seam Metal Roofing	METCO	METCO
6.	Pre-finished Metal	"	"
7.	Structural Steel	SO METALS	VULCANITE
8.	Steel Bar Joist	SO METALS	VULCANITE
9.	Metal Floor & Roof Deck	SO METALS	VULCANITE
10.	Hollow Metal Door and Frames & Wood Doors	ATLAS	MPI - DSH KOSK
11.	Hardware	ATLAS	Allegion
12.	Aluminum Windows / Storefront	C.I.M. INC	WIPCO / ETco
13.	Acoustical Ceiling	Reu	CENTANTEED
14.	Resilient Tile / Resilient Base	Ted McGinn	Johnsonite
15.	Carpet	" "	J&J
16.	Paint		
17.	Casework	ATLAS	Morgan Smith

18.	Visual Display Boards		
	<u>MATERIAL DESCRIPTION BY SPECIFICATION DIVISION AND CATEGORY</u> (to be filled out by the Architect or Contractor)	<u>SUPPLIER</u> (to be filled out by the Contractor)	<u>MANUFACTURER</u> (to be filled out by the Contractor)
19.	Fire Protection Sprinkler System / Sprinkler Heads	VICTAULIC	VICTAULIC
20.	Plumbing Fixtures	FERGUSON	AMERICAN STANDARD, DELTA, GLEN, SYMMONS, EUCAL, PROPS, LUTTI, WOODFORD, LITTON, AMZRA, BRADLEY.
21.	Geothermal	Geothermal Supply	W.L. PLASTICS
22.	Split Systems	N/A	N/A
23.	Electric Unit Heaters	AMS	MARKEL
24.	Domestic Water Heater	FERGUSON	STATE
25.	Hose Kits	THERMAL EQUIP. SALES	FLOW DESIGN
26.	Hydronic Pumps and Specialties	BLACKMORE & BLUNT	BEU & GOSSETT
27.	Variable Frequency Drives		
28.	Heat Pumps	THERMAL EQUIP. SALES	WATER FURNACE
29.	AHU's / OA Units	" " "	DAIKIN
30.	Exhaust Fans	AMS	LOREN COOK
31.	Grilles / Registers / Diffusers	"	KRUEGER
32.	Kitchen Hood / Makeup Air / Kitchen Exhaust Fans	"	CAPTIVE AIR
33.	Light Fixtures	LHI	LITHONIA
34.	Electrical Distribution Equipment	ECKART	EATON
35.	Fire Alarm	Delta Serv.	EST/EDWARDS
36.	Intercom	ALLIANT	Telecare
37.	Security Intrusion Detection	Delta	BOSON
38.	Emergency Generator	Cummins	Cummins
39.	Emergency Transfer Switch	Cummins	Cummins
40.	Fire Pump	Vulcan	AC Pump

UNIT PRICES:

Indicate on the lines below those unit prices to determine any adjustment to the contract price due to changes in work or extra work performed under this contract. The unit prices shall include the furnishing of all labor and materials, cost of all items, and overhead and profit for the Contractor, as well as any subcontractor involved. These unit prices shall be listed in units of work.

A maximum of 40 unit prices will be acceptable with each bid. Do not add supplemental sheets for unit pricing to this document.

The bidder shall submit the list of unit prices with the bid.

	WORK (to be filled out by the Architect)	PRICE / UNIT (to be filled out by the Contractor)	UNIT
1.	Haul Away of Unsuitable Materials from Existing Stockpile	19.00	C.Y.
2.	Soil Stabilization of Subgrade	27.00	C.Y.
3.	Salvage, Stockpile and Placement of Landscape Boulders	450.00	Per Boulder
4.	Reinforced concrete walks and slabs, 4" thick with compacted sub-base	70.00	S.Y.
5.	8" HDPE Pipe, Installed, 10" HDPE Pipe, Installed, 12" HDPE Pipe, Installed	18.00 " " " "	L.F. L.F. L.F.
6.	Earth Backfill	20.00	C.Y.
7.	Dense Graded Aggregate Base	19.00	TON
8.	Additional Excavation	11.00	C.Y.
9.	Asphalt Paving, per inch of thickness	xx	S.Y.
10.	Structural Steel (weight less than 20 lbs/ft) (weight more than or equal to 20 lbs/ft)	3.00 2.75	LB. LB.
11.	Hollow metal frame — 3'-0" x 7'-0" (interior)	225.00	EA.
12.	Wood door w/ metal narrow lite kit — 3'-0" x 7'-0" (interior)	450.00	EA.
13.	Mortise lockset (classroom / intruder function) Cylindrical Lockset (classroom/intruder function)	400.00 300.00	EA. EA.
14.	Closer Exit device (rim type)	230.00 725.00	EA. EA.
15.	Acoustical Ceiling, including grid (Type 1) Acoustical Ceiling, including grid (Type 2)	3.00 4.50	S.F. S.F.
16.	Resilient Tile Resilient Base	4.60 2.60	S.F. L.F.
17.	Carpet Tile	xx	S.F.

18.	6" CMU 8" CMU (reinforced) 12" CMU (reinforced)	14.00 17.00 20.00	S.F. S.F. S.F.
	WORK (to be filled out by the Architect)	PRICE / UNIT (to be filled out by the Contractor)	UNIT
19.	Metal stud framing (3-5/8") faced with 5/8" GWB, finished each side.	7.60	S.F.
20.	Block filler, pin-hole free (CMU) Primer (GWB)	0.75 0.75	S.F. S.F.
21.	(2) coats, acrylic paint (2) coats, water-based epoxy	0.90 1.25	S.F. S.F.
22.	1 1/2-inch Installed Interior Geothermal Piping with Misc. Fittings	60.00	L.F.
23.	2-inch Installed Interior Geothermal Piping with Misc. Fittings	65.00	L.F.
24.	2-inch Installed Interior Domestic Water Pipe	60.00	L.F.
25.	2-inch Installed DWV Pipe with Misc. Fittings	40.00	L.F.
26.	Permanent steel casing for 1 1/4-inch geothermal wellfield piping	11.00	L.F.
27.	Recessed 2G backbox and 3/4" or 1" EMT stub-out above 10'-8" accessible ceiling.	100.00	EA.
28.	Fire Alarm audio visual device (speaker/strobe) installed.	xx	EA.
29.	Red fire alarm cabling installed.	xx	L.F.
30.	3/4" EMT conduit installed (Plain or Factory Colored).	6.00	EA.
31.	Exit light fixture X-1 installed complete with 6'-0" whip and three #12 AWG conductors.	200.00	EA.
32.	Recessed "A3" fixture installed complete with a 6'-0" whip with three #12 AWG conductors	237.00	EA.
33.	#12 AWG conductor installed	0.75	L.F.
34.	#10 AWG conductor installed	0.90	L.F.
35.	Pendant Suspended Intercom Speaker Installed	285.00	EA.
36.	Tamper resistant 20A duplex outlet installed	46.00	EA.
37.	Long range Wall motion detector installed.	xx	EA.
38.	Security Cabling Installed.	2.50	L.F.
39.	Fire Alarm manual pull station installed.	xx	EA.
40.			

DIRECT MATERIAL PURCHASES:

Indicate on the lines below those materials to be purchased directly by the Owner with a Purchase Order to be issued by the Owner to the individual suppliers. The value of the direct Purchase Order cannot be less than \$5,000. Following the approval of bids, the Contractor shall formalize this list by completing and submitting the electronic Purchase Order Summary Form provided by KDE. Listing the supplier below means the Contractor is acknowledging authorization from the Supplier to include the Supplier in this bid.

A maximum of 50 POs will be acceptable with each bid. Do not add supplemental sheets for additional POs to this document.

The bidder shall submit the list of Purchase Orders within four (4) days of the bid.

	<u>SUPPLIER</u> (to be filled out by the Contractor)	<u>PURCHASE ORDER DESCRIPTION</u> (to be filled out by the Contractor)	<u>PURCHASE ORDER AMT.</u> (to be filled out by the Contractor)
1.			
2.			
3.			
4.			
5.			
6.			
7.			
8.			
9.			
10.			
11.			
12.			
13.			
14.			
15.			
16.			
17.			
18.			
19.			

	SUPPLIER (to be filled out by the Contractor)	PURCHASE ORDER DESCRIPTION (to be filled out by the Contractor)	PURCHASE ORDER AMT. (to be filled out by the Contractor)
20.			
21.			
22.			
23.			
24.			
25.			
26.			
27.			
28.			
29.			
30.			
31.			
32.			
33.			
34.			
35.			
36.			
37.			
38.			
39.			
40.			
41.			
42.			
43.			
44.			

	<u>SUPPLIER</u> (to be filled out by the Contractor)	<u>PURCHASE ORDER DESCRIPTION</u> (to be filled out by the Contractor)	<u>PURCHASE ORDER AMT.</u> (to be filled out by the Contractor)
45.			
46.			
47.			
48.			
49.			
50.			

TIME LIMIT FOR EXECUTION OF CONTRACT DOCUMENTS:

In the event that a bidder's proposal is accepted by the Owner and such bidder should fail to execute the contract within ten (10) consecutive days from the date of notification of the awarding of the contract, the Owner, at his option, may determine that the awardee has abandoned the contract. The bidder's proposal shall then become null and void, and the bid bond or certified check which accompanied it shall be forfeited to and become the property of the Owner as liquidated damages for failure to execute the contract.

The bidder hereby agrees that failure to submit herein above all required information and/or prices can cause disqualification of this proposal.

Submitted by:

NAME OF CONTRACTOR / BIDDER: Redlee Construction & Development, Inc.

AUTHORIZED REPRESENTATIVE'S NAME: 
Signature

AUTHORIZED REPRESENTATIVE'S NAME (printed): Matthew Elder

AUTHORIZED REPRESENTATIVE'S TITLE: Vice President

NOTICE: Bid security must accompany this proposal if the Base Bid price is greater than of \$25,000. \$100,000.
(change effective June 3, 2019.)

This form shall not be modified.

Attachment A

This attachment shall be included as an extension to the Form of Proposal - Kentucky Department of Education, 2013, 702 KAR 4:160

BASE BID ACCOUNTING BREAKDOWN:

Submit completed Breakdown within 1-hour of Bid submission.

WORK	PRICE
1 Civil (sitework)	\$ <u>853,892.67</u>
2 Landscape	\$ <u>343,112.49</u>
3 Structural	\$ <u>5,389,800.26</u>
4 Architectural	\$ <u>7,800,044.58</u>
5 Casework	\$ <u>339,950-</u>
6 Mechanical	\$ <u>1,799,000-</u>
7 Electrical	\$ <u>2,111,000-</u>
8 Fire Protection	\$ <u>189,200-</u>
9 Plumbing	\$ <u>510,000-</u>
BASE BID GRAND TOTAL: (must equal Base Bid)	\$ <u>19,336,000-</u>

A Quantity of brick required for project

Brick Veneer #1: 183,400

Brick Veneer #2: 19,100

Attachment B

This attachment shall be included as an extension to the Form of Proposal - Kentucky Department of Education, 2013, 702 KAR 4:160

BIDDER'S POST-BID REPRESENTATIVE:

Bids will be opened and read aloud via a Zoom Link provided by Bullitt County Public Schools to all Bidders. Bidders will not be allowed to be physically present in the room where bids are read, however, a representative from each company must be present on site to answer Owner/Design Team Questions after the bids are opened. This representative must have a cell phone and access to the appropriate individuals to answer questions. The representative will be asked to join the Owner/Design Team in-person and a mask must be worn.

CONTACT INFORMATION

- 1 Representative's Name: Matthew Elder
- 2 Representative's Company: Redlee Construction & Development, Inc.
- 3 Representative's Cell Phone #: 502-639-3335
- 4 Bidder Representative's email address: matthew@redleeconstruction.com

CONTRACTOR ACKNOWLEDGEMENT OF COMPLIANCE WITH KRS 45A.343

By signing below, Contractor or Subcontractor acknowledge that it has read KRS 45A.343. Contractor or Subcontractor fully understands the effect of nondisclosure or noncompliance for failure to reveal violations of certain KRS Chapters as listed in KRS 45A.343.

2.3.7 Compliance with KRS Chapter 45A

- (a) All applicable provisions of KRS Chapter 45A regarding notice to and disclosure by contractors shall be complied with. Without limitation of the foregoing, every contract entered into by the Board shall require the contractor and all subcontractors performing work under the contract to:
 - (i) Reveal any final determinations as such term is used in KRS 45A.343 of a violation by the contractor or subcontractor within the previous five year period pursuant to KRS Chapters 136, 139, 141, 337, 338, 341 and 342 that apply to the contractor or subcontractor; and
 - (ii) Be in continuous compliance with the provisions of KRS Chapters 136, 139, 141, 337, 338, 341 and 342 that apply to the contractor or subcontractor for the duration of the contract.
- (b) A contractor's failure to reveal such a final determination of a violation by the contractor of KRS Chapters 136, 139, 141, 337, 338, 341 and 342 or to comply with these statutes for the duration of the contract shall be grounds for the Board's:
 - (i) Cancellation of the contract; and
 - (ii) Disqualification of the contractor from eligibility for future contracts awarded by the Board for a period of two years.
- (c) A Subcontractor's failure to reveal such a final determination of a violation by the subcontractor of KRS Chapters 136, 139, 141, 337, 338, 341, and 342 or to comply with these statutes for the duration of the contract shall be grounds for the disqualification of the subcontractor from eligibility for future contracts for a period of two years.

Contractor and or Subcontractor acknowledge that it has complied with the above requirements and have had the following violations as referenced above.

Listing of Violations (Attached separate sheet if necessary) Write "None" if no violations.

None
None

Redlee Construction & Development, Inc.
Company Name

11/4/20
Date

Matthew Elder
Contractor or Subcontractor (Print Name)


Contractor or Subcontractor (Signature)

ska# 2019-50

1:00 pm



BID PACKAGE 1	Bid Bond	Addendum		BASE BID	Alternate No.1	Alternate No.2	Alternate No.3	Alternate No.4	Alternate No.5	Alternate No.6	Alternate No.7	Alternate No.8	Alternate No.9	TOTAL if All Alternates are Accepted EXCEPT Alternate No. 6
		1	2		Intercom and Master Clock Systems	Door Hardware	Fire Alarm System	Plumbing Equipment	Kitchen Equipment	40 kW Photovoltaic System	Extention of Right-of-Way	Yard Fire Hydrants	LED Monument Sign	
Redlee Construction and Development, Inc.	y	y	y	\$19,336,000.00	\$28,890.00	\$0.00	\$0.00	\$400.00	\$0.00	\$99,173.00	\$7,900.00	\$600.00	\$36,000.00	\$19,409,790.00
BID PACKAGE 2	Bid Bond	Addendum		BASE BID	Alternate No.1 - Trane Controls									
		1	2											
Johnson Controls	Y	Y	Y	\$320,000.00	\$0.00									\$320,000.00
BID PACKAGE 3	Bid Bond	Addendum		BASE BID										
		1	2											
Business Cabling Systems	Y	Y	Y	\$235,492.05	\$0.00									\$235,492.05
Total Inclusive of All Bid Packages:														\$19,965,282.05

AIA® Document A310™ – 2010

Bid Bond

CONTRACTOR:

(Name, legal status and address)

Redlee Construction & Development

Inc.

800 Stonecreek Parkway

Louisville KY 40223

SURETY:

(Name, legal status and principal place of business)

Travelers Casualty and Surety Company
of America

One Tower Square

Hartford CT 06183

OWNER: Bullitt County Board of Education

(Name, legal status and address)

1040 Highway 44 E

Shepherdsville, KY 40165

BOND AMOUNT: \$ Five Percent of the Amount Bid.

PROJECT: Construction of new Elementary School

(Name, location or address, and Project number, if any)

Mt. Washington, KY

This document has important legal consequences.

Consultation with an attorney is encouraged with respect to its completion or modification.

Any singular reference to Contractor, Surety, Owner or other party shall be considered plural where applicable.

The Contractor and Surety are bound to the Owner in the amount set forth above, for the payment of which the Contractor and Surety bind themselves, their heirs, executors, administrators, successors and assigns, jointly and severally, as provided herein. The conditions of this Bond are such that if the Owner accepts the bid of the Contractor within the time specified in the bid documents, or within such time period as may be agreed to by the Owner and Contractor, and the Contractor either (1) enters into a contract with the Owner in accordance with the terms of such bid, and gives such bond or bonds as may be specified in the bidding or Contract Documents, with a surety admitted in the jurisdiction of the Project and otherwise acceptable to the Owner, for the faithful performance of such Contract and for the prompt payment of labor and material furnished in the prosecution thereof; or (2) pays to the Owner the difference, not to exceed the amount of this Bond, between the amount specified in said bid and such larger amount for which the Owner may in good faith contract with another party to perform the work covered by said bid, then this obligation shall be null and void, otherwise to remain in full force and effect. The Surety hereby waives any notice of an agreement between the Owner and Contractor to extend the time in which the Owner may accept the bid. Waiver of notice by the Surety shall not apply to any extension exceeding sixty (60) days in the aggregate beyond the time for acceptance of bids specified in the bid documents, and the Owner and Contractor shall obtain the Surety's consent for an extension beyond sixty (60) days.

If this Bond is issued in connection with a subcontractor's bid to a Contractor, the term Contractor in this Bond shall be deemed to be Subcontractor and the term Owner shall be deemed to be Contractor.

When this Bond has been furnished to comply with a statutory or other legal requirement in the location of the Project, any provision in this Bond conflicting with said statutory or legal requirement shall be deemed deleted herefrom and provisions conforming to such statutory or other legal requirement shall be deemed incorporated herein. When so

furnished, the intent is that this Bond shall be construed as a statutory bond and not as a common law bond.

Signed and sealed this 4day of Nov. , 2020 .

Amanda Hoss
(Witness)

Whitney Hawthorn
(Witness)

Redlee Construction & Development Inc.
(Contractor as Principal) (Seal)
VP
(Title)

Travelers Casualty and Surety Company of America
(Surety) (Seal)
Steve Simmons
(Title) Steve Simmons, Attorney-in-fact



**Travelers Casualty and Surety Company of America
Travelers Casualty and Surety Company
St. Paul Fire and Marine Insurance Company**

POWER OF ATTORNEY

KNOW ALL MEN BY THESE PRESENTS: That Travelers Casualty and Surety Company of America, Travelers Casualty and Surety Company, and St. Paul Fire and Marine Insurance Company are corporations duly organized under the laws of the State of Connecticut (herein collectively called "Companies"), and that the Companies do hereby make, constitute and appoint **Steve Simmons of Lexington, Kentucky**, their true and lawful Attorney-in-Fact to sign, execute, seal and acknowledge any and all bonds, recognizances, conditional undertakings and other writings obligatory in the nature thereof on behalf of the Companies in their business of guaranteeing the fidelity of persons, guaranteeing the performance of contracts and executing or guaranteeing bonds and undertakings required or permitted in any actions or proceedings allowed by law.

IN WITNESS WHEREOF, the Companies have caused this instrument to be signed, and their corporate seals to be hereto affixed, this **3rd day of February, 2017**.



State of Connecticut

City of Hartford ss.

By: _____

Robert L. Raney
Robert L. Raney, Senior Vice President

On this the **3rd day of February, 2017**, before me personally appeared **Robert L. Raney**, who acknowledged himself to be the Senior Vice President of Travelers Casualty and Surety Company of America, Travelers Casualty and Surety Company, and St. Paul Fire and Marine Insurance Company, and that he, as such, being authorized so to do, executed the foregoing instrument for the purposes therein contained by signing on behalf of the corporations by himself as a duly authorized officer.

In Witness Whereof, I hereunto set my hand and official seal.

My Commission expires the **30th day of June, 2021**



Marie C. Tetreault
Marie C. Tetreault, Notary Public

This Power of Attorney is granted under and by the authority of the following resolutions adopted by the Boards of Directors of Travelers Casualty and Surety Company of America, Travelers Casualty and Surety Company, and St. Paul Fire and Marine Insurance Company, which resolutions are now in full force and effect, reading as follows:

RESOLVED, that the Chairman, the President, any Vice Chairman, any Executive Vice President, any Senior Vice President, any Vice President, any Second Vice President, the Treasurer, any Assistant Treasurer, the Corporate Secretary or any Assistant Secretary may appoint Attorneys-in-Fact and Agents to act for and on behalf of the Company and may give such appointee such authority as his or her certificate of authority may prescribe to sign with the Company's name and seal with the Company's seal bonds, recognizances, contracts of indemnity, and other writings obligatory in the nature of a bond, recognizance, or conditional undertaking, and any of said officers or the Board of Directors at any time may remove any such appointee and revoke the power given him or her; and it is

FURTHER RESOLVED, that the Chairman, the President, any Vice Chairman, any Executive Vice President, any Senior Vice President or any Vice President may delegate all or any part of the foregoing authority to one or more officers or employees of this Company, provided that each such delegation is in writing and a copy thereof is filed in the office of the Secretary; and it is

FURTHER RESOLVED, that any bond, recognizance, contract of indemnity, or writing obligatory in the nature of a bond, recognizance, or conditional undertaking shall be valid and binding upon the Company when (a) signed by the President, any Vice Chairman, any Executive Vice President, any Senior Vice President or any Vice President, any Second Vice President, the Treasurer, any Assistant Treasurer, the Corporate Secretary or any Assistant Secretary and duly attested and sealed with the Company's seal by a Secretary or Assistant Secretary; or (b) duly executed (under seal, if required) by one or more Attorneys-in-Fact and Agents pursuant to the power prescribed in his or her certificate or their certificates of authority or by one or more Company officers pursuant to a written delegation of authority; and it is

FURTHER RESOLVED, that the signature of each of the following officers: President, any Executive Vice President, any Senior Vice President, any Vice President, any Assistant Vice President, any Secretary, any Assistant Secretary, and the seal of the Company may be affixed by facsimile to any Power of Attorney or to any certificate relating thereto appointing Resident Vice Presidents, Resident Assistant Secretaries or Attorneys-in-Fact for purposes only of executing and attesting bonds and undertakings and other writings obligatory in the nature thereof, and any such Power of Attorney or certificate bearing such facsimile signature or facsimile seal shall be valid and binding upon the Company and any such power so executed and certified by such facsimile signature and facsimile seal shall be valid and binding on the Company in the future with respect to any bond or understanding to which it is attached.

I, **Kevin E. Hughes**, the undersigned, Assistant Secretary of Travelers Casualty and Surety Company of America, Travelers Casualty and Surety Company, and St. Paul Fire and Marine Insurance Company, do hereby certify that the above and foregoing is a true and correct copy of the Power of Attorney executed by said Companies, which remains in full force and effect.

Dated this **4** day of **Nov., 2020.**



Kevin E. Hughes
Kevin E. Hughes, Assistant Secretary

**To verify the authenticity of this Power of Attorney, please call us at 1-800-421-3880.
Please refer to the above-named Attorney-in-Fact and the details of the bond to which the power is attached.**

INDEX TO SPECIFICATIONS

New 800-Student Elementary School Bullitt County Public Schools BID PACKAGE 1: GENERAL CONSTRUCTION

Mt Washington KY 40047

INDEX TO SPECIFICATIONS – CONSTRUCTION

VOLUME 1

Invitation to Bid
Invitation to Bid – Attachment A – Bid Submission Instructions
Instructions to Bidders AIA A701 – 1997 – KDE
Supplemental Instructions to Bidders
KDE Form of Proposal
Attachment A (*Form of Proposal*) – Base Bid Accounting Breakdown
Attachment B (*Form of Proposal*) – Post-Bid Contractor's Representative
Attachment C (*Form of Proposal*) – Contractor Acknowledgment of Compliance
General Notes to Contractor
Contractor Safety
Standard Form of Agreement Between Owner and Contractor AIA A101 – 2007 (Sample)
Terms of the Agreement Between Owner and Contractor
General Conditions of the Contract for Construction AIA A201 – 2007
Supplementary Conditions to General Conditions of the Contract for Construction
KDE Purchase Order Summary Form (Sample)
KDE Purchase Order Form (Sample)
KDE Version of Performance Bond & Payment Bond AIA A312 – 2010 (Samples)
Preface to the Geotechnical Report
Geotechnical Report
Preface to the Stormwater Pollution Prevention Plan
Stormwater Pollution Prevention Plan
Bullitt County Public Schools - New Construction & Renovation Design Guidelines

DIVISION 01 – GENERAL REQUIREMENTS

Section 01 01 10 – Summary of the Work
01 02 10 – Allowances
01 02 50 – Measurement and Payment
01 04 00 – Project Coordination
01 05 00 – Field Engineering
01 17 00 – Storage, Protection, & Safety
01 20 00 – Project Meetings
01 22 00 – Unit Prices
01 23 00 – Alternates
01 30 00 – Submittals

01 34 00 – Shop Drawings, Product Data, and Samples
01 40 00 – Quality Control
01 41 10 – Special Inspections
01 50 00 – Temporary Facilities
01 63 00 – Substitutions
01 70 00 – Contract Closeout
01 71 00 – Cleaning
01 73 29 – Cutting & Patching
01 78 00 – Project Record Documents
01 79 00 – Demonstration & Training
01 83 16 – Exterior Encloser Performance (BPT)

DIVISION 02 – SITE CONDITIONS

Section 02 01 00 – Site Conditions
02 08 00 – Staking

DIVISION 03 – CONCRETE

Section 03 11 16.13 – Concrete Formwork
03 11 19 – Insulated Concrete Formed Walls
03 30 00 – Cast In Place Concrete
03 41 00 – Structural Precast Concrete

DIVISION 04 – MASONRY

Section 04 20 00 – Unit Masonry Assemblies
04 23 00 – Reinforced Unit Masonry

DIVISION 05 – METALS

Section 05 12 00 – Structural Steel
05 21 00 – Steel Joists
05 31 00 – Metal Roof Decking
05 32 00 – Metal Floor Decking
05 40 00 – Cold-Formed Metal Framing
05 50 00 – Metal Fabrications
05 51 00 – Metal Stairs and Railings

DIVISION 06 – WOOD & PLASTICS

Section 06 10 00 – Rough Carpentry
06 20 00 – Finish Carpentry
06 30 00 – Architectural Millwork
06 61 16 – Solid Surface Fabrication

DIVISION 07 – THERMAL & MOISTURE PROTECTION

- Section 07 11 13 – Bituminous Dampproofing
07 17 00 – Membrane Waterproofing
07 20 00 – Building Insulation
07 22 00 – Roof Insulation
07 27 26 – Fluid Applied Membrane Air & Moisture Barrier
07 41 13 – Standing Seam Metal Roof Panels
07 41 13.1 – Roofing Installer Guarantee
07 42 13 – Metal Soffit Panels
07 52 50 – Modified Bituminous Sheet Roofing
07 52 50.1 – Roofing Installer Guarantee
07 61 00 – Pre-Finished Metal Siding
07 61 13 – Modular Metal Wall Panels
07 62 00 – Sheet Metal Flashing and Trim
07 72 00 – Roof Accessories
07 92 00 – Joint Sealants
07 95 00 – Fire and Smoke Sealants

DIVISION 08 – OPENINGS

- Section 08 11 00 – Steel Doors and Frames
08 14 16 – Wood Doors
08 33 00 – Storm Shutters
08 33 13 – Coiling Counter Doors
08 33 30 – Security Grille
08 36 13 – Sectional Doors
08 39 90 – Tornado Resistant Steel Doors and Frames
08 41 13 – Aluminum-Framed Entrances and Storefronts
08 44 13 – Glazed Aluminum Curtain Walls
08 51 13 – Aluminum Windows
08 71 00 – Door Hardware
08 80 00 – Glazing
08 95 20 – Insulated Translucent Wall System

DIVISION 09 – FINISHES

- Section 09 21 16 – Shaft Liner Assemblies
09 29 00 – Gypsum Board Assemblies
09 30 00 – Tile
09 51 13 – Acoustical Lay-In Ceilings
09 64 00 – Wood Flooring (Platforms)
09 64 66 – Wood Athletic Flooring
09 65 13 – Resilient Wall Base and Accessories
09 68 00 – Carpet
09 68 13 – Composite Flooring
09 68 50 – Luxury Vinyl Flooring
09 72 00 – Wall Coverings
09 84 13 – Acoustical Wall & Ceiling Treatments

09 90 00 – Painting

DIVISION 10 – SPECIALTIES

Section 10 11 00 – Visual Display Elements
10 14 00 – Building Signage
10 22 39 – Movable Partitions
10 26 00 – Wall Protection
10 28 00 – Restroom Accessories
10 41 60 – Outdoor Message / ID Signage
10 44 00 – Fire Protection Specialties
10 51 13 – Metal Lockers

DIVISION 11 – EQUIPMENT

Section 11 40 00 – Food Service Equipment
11 52 13 – Large Venue Projection Screens
11 66 00 – Athletic Equipment
11 66 43 – Interior Scoreboards
11 68 00 – Interior Play Equipment

DIVISION 12 – FURNISHINGS

Section 12 24 13 – Shades
12 32 00 – Plastic Laminate Casework
12 35 50 – Library Casework
12 66 13 – Telescoping Bleachers

DIVISION 13 – SPECIAL CONSTRUCTION

DIVISION 14 – CONVEYING SYSTEMS

Section 14 24 00 – Hydraulic Passenger Elevator

VOLUME 2

DIVISION 20 – MECHANICAL

- Section 20 01 00 – General Provisions – Mechanical
20 02 00 – Scope of the Mechanical Work
20 03 00 – Shop Drawings, Maintenance Manuals and Parts Lists
20 11 00 – Sleeving, Cutting, Patching, Firestopping & Repairing
20 12 00 – Excavation, Trenching, Backfilling & Grading
20 13 00 – Pipe, Pipe Fittings, & Pipe Support
20 13 05 – Geothermal Loop System
20 13 10 – Pipe Filling, Cleaning, Flushing Purging and Chemical Treatment
20 21 00 – Valves
20 22 00 – Insulation - Mechanical
20 23 00 – Thermometers, Pressure Gauges, Etc.
20 24 00 – Identifications, Tags, Charts, Etc.
20 25 00 – Hangers, Clamps, Attachments, Etc.
20 31 00 – Testing, Balancing, Lubrication and Adjustments

DIVISION 21 – FIRE PROTECTION

- Section 21 01 00 – Fire Protection

DIVISION 22 – PLUMBING

- Section 22 01 00 – Plumbing Specialties
22 02 00 – Plumbing Fixtures and Trim
22 03 00 – Plumbing Equipment

DIVISION 23 – HVAC

- Section 23 01 00 – Pumps
23 02 00 – HVAC Equipment
23 08 00 – Commissioning of HVAC Systems
23 11 00 – Registers, Grilles, Diffusers & Louvers
23 12 00 – Sheet Metal

DIVISION 26 – ELECTRICAL

- Section 26 05 00 – General Provisions
26 05 01 – Scope of the Electrical Work
26 05 02 – Shop Drawings, Literature, Manuals, Parts Lists, and Special Tools
26 05 03 – Cutting, Patching & Repairing
26 05 05 – Coordination among Trades, Systems Interfacing and Connection of
Equipment Furnished by Others
26 05 19 – Conductors, Identifications, Splicing Devices & Connectors
26 05 26 – Grounding
26 05 31 – Cabinets, Outlet Boxes & Pull Boxes
26 05 33 – Raceways & Fittings
26 05 44 – Excavation, Trenching, Backfilling & Grading
26 05 53 – Identifications
26 24 00 – Electrical Distribution Equipment
26 27 26 – Wiring Devices & Plates

26 29 13 – Motor Starters
26 32 13 – Emergency Standby System
26 32 90 – Generator Connection Cabinet
26 43 13 – Surge Suppression System
26 51 13 – Interior Lighting
26 51 14 – Exterior Lighting
26 59 95 – Commissioning of Electrical
26 61 00 – Photovoltaic System

DIVISION 27 – COMMUNICATION

Section 27 06 00 – Data/Voice Rough-in
27 51 16 – Intercom Public Address and Master Clock System

DIVISION 28 – ELECTRONIC SAFETY AND SECURITY

Section 28 16 00 – Intrusion Detection
28 31 00 – Fire Alarm System

DIVISION 31 – EARTHWORK

Section 31 10 00 – Site Clearing
31 22 16 – Rough Grading
31 22 19.13 – Finish Grading
31 23 00 – Excavation & Backfill
31 23 16.16 – Trenching
31 23 16.26 – Rock Removal (No Additional Payment For This Item)
31 25 00 – Erosion Prevention & Sediment Control
31 31 16 – Termite Control

DIVISION 32 – EXTERIOR IMPROVEMENTS

Section 32 12 00 – Flexible Pavement
32 13 13 – Pavement, Walks & Curbs
32 18 16.13 – Playground Protective Surfacing
32 31 13 – Chain Link Fences & Gates
32 31 19 – Decorative Metal Fences And Gates
32 33 00 – Site Furnishings
32 92 00 – Turf And Grasses
32 93 00 – Plants

DIVISION 33 – UTILITIES

Section 33 11 00 – Potable Water Mains
33 31 13 – Sanitary Sewer
33 41 00 – Storm Piping & Drainage

END OF INDEX

LIST OF DRAWINGS:

GENERAL

G0.0	COVER SHEET
G0.1	WATER BOTTLE FILLER FLOOR PLANS
G0.2	UPPER LEVEL - LIFE SAFETY PLAN
G0.3	LOWER LEVEL LIFE SAFETY PLAN

STORM SHELTER

S-A1.1	TORNADO SHELTER - ARCHITECTURAL PLANS
S-A1.2	TORNADO SHELTER - ARCHITECTURAL DETAILS
S-E0.1	STORM SHELTER PLAN - ELECTRICAL
S-FP0.1	STORM SHELTER - FIRE PROTECTION
S-M0.1	STORM SHELTER PLANS - MECHANICAL
S-M0.2	STORM SHELTER DETAILS AND SCHEDULES
S-P0.1	STORM SHELTER PLAN - PLUMBING
S-S1.0	TORNADO SHELTER GENERAL NOTES & TYP. DETAILS
S-S1.1	TORNADO SHELTER FND., FLOOR & ROOF FRAMING
S-S3.1	TORNADO SHELTER FDN., FLOOR & ROOF SECTIONS

CIVIL / LANDSCAPE

C1.1	SITE LAYOUT - OVERALL
C1.2	SITE LAYOUT - EAST
C1.3	SITE LAYOUT - WEST
C2.1	SITE GRADING PLAN - OVERALL
C2.2	SITE GRADING PLAN - EAST
C2.3	SITE GRADING PLAN - WEST
C2.4	DRAINAGE PLAN - PLAYGROUND AREAS
C2.5	STORM PIPE PROFILES
C2.6	STORM PIPE PROFILES
C3.1	SITE DETAILS
C3.2	STORM DETAILS
C3.3	SANITARY SEWER PROFILE & DETAILS
C3.4	POTABLE WATER & FIRE MAIN DETAILS
C4.1	EROSION CONTROL PLAN
C4.2	EROSION CONTROL DETAILS
L-110	OVERALL LANDSCAPE PLAN
L-140	OVERALL PLANTING PLAN
L-160	SEED SOD PLAN
L-400	ENLARGEMENT PLAN
L-401	ENLARGEMENT PLAN
L-402	ENLARGEMENT PLAN
L-403	ENLARGEMENT PLAN
L-500	DETAILS
L-520	PLANTING DETAILS

STRUCTURAL

S0.1	GENERAL NOTES
S0.2	GENERAL NOTES CONTINUED
S0.3	SPECIAL INSPECTIONS SCHEDULE
S0.4	TYPICAL DETAILS
S0.5	TYPICAL DETAILS CONTINUED
S1.1	OVERALL LOWER LEVEL FOUNDATION PLAN
S1.2	OVERALL UPPER LEVEL FOUNDATION & FRAMING PLAN
S1.2A	UPPER LEVEL FOUNDATION PLAN - AREA A
S1.2B	UPPER LEVEL FOUNDATION PLAN - AREA B
S1.2C	UPPER LEVEL FOUNDATION & FRAMING PLAN - AREA C
S1.2D	UPPER LEVEL FRAMING PLAN - AREA D
S1.3	SERVICE YARD & CANOPY FOUNDATION PLAN
S1.4	LINTEL PLANS
S2.1	ROOF FRAMING PLAN
S2.1A	ROOF FRAMING PLAN - AREA A
S2.1B	ROOF FRAMING PLAN - AREA B
S2.1C	ROOF FRAMING PLAN - AREA C
S2.1D	ROOF FRAMING PLAN - AREA D
S2.1E	ROOF FRAMING PLAN - AREA E
S3.1	FOUNDATION SECTIONS
S3.2	FOUNDATION SECTIONS
S4.1	FLOOR FRAMING SECTIONS
S4.2	FLOOR FRAMING SECTIONS
S5.1	ROOF FRAMING SECTIONS
S5.2	ROOF FRAMING SECTIONS
S5.3	ROOF FRAMING SECTIONS
S5.4	CANOPY FRAMING PLANS
S5.5	FRAMING ELEVATIONS
S5.6	FRAMING ELEVATIONS
S5.7	FRAMING ELEVATIONS

ARCHITECTURAL

A0.1	WALL AND PARTITION TYPES
A1.1	UPPER LEVEL OVERALL FLOOR PLAN
A1.2	LOWER LEVEL OVERALL FLOOR PLAN
A1.3	OVERALL CLOSETORY/PLATFORM PLAN
A1.4A	UPPER FLOOR PLAN - AREA A
A1.4B	UPPER FLOOR PLAN - AREA B
A1.4C	UPPER FLOOR PLAN - AREA C
A1.4D	UPPER FLOOR PLAN - AREA D
A1.4E	UPPER FLOOR PLAN - AREA E
A1.5C	LOWER LEVEL FLOOR PLAN - AREA C
A1.5D	LOWER LEVEL FLOOR PLAN - AREA D
A1.5E	LOWER LEVEL FLOOR PLAN - AREA E
A1.6	OVERALL REFLECTED CEILING PLANS
A1.6A	UPPER LEVEL - REF. CEILING PLAN
A1.6B	UPPER LEVEL - REF. CEILING PLAN
A1.6C	UPPER LEVEL - REF. CEILING PLAN
A1.6D	UPPER LEVEL - REF. CEILING PLAN
A1.6E	UPPER LEVEL - REF. CEILING PLAN
A1.7C	LOWER LEVEL - REF. CEILING PLAN
A1.7D	LOWER LEVEL - REF. CEILING PLAN
A1.7E	LOWER LEVEL - REF. CEILING PLAN
A1.8	ENLARGED PLANS - CLOSETORY
A1.9	ROOF PLAN
A1.10	ENLARGED PLANS AND SITE DETAILS
A2.1	BUILDING ELEVATIONS
A2.2	BUILDING ELEVATIONS
A3.1	BUILDING SECTIONS
A3.2	BUILDING SECTIONS
A4.1	ENLARGED PLANS & ELEVATIONS - RESTROOMS
A4.2	ENLARGED PLANS & ELEVATIONS - RESTROOMS
A4.3	ENLARGED PLAN - MEDIA CENTER & ADMIN.
A4.4	PLAN DETAILS
A5.1	WALL SECTIONS - TYPICAL
A5.2	WALL SECTIONS - TYPICAL
A5.3	WALL SECTIONS
A5.4	WALL SECTIONS
A5.5	WALL SECTIONS
A5.6	WALL SECTIONS
A5.7	WALL SECTIONS
A5.8	WALL SECTIONS
A5.9	WALL SECTIONS
A5.10	WALL SECTIONS
A5.11	WALL SECTIONS
A5.12	WALL SECTIONS
A5.13	WALL SECTIONS
A5.14	WALL DETAILS
A5.15	WALL DETAILS
A5.16	WALL DETAILS
A5.17	WALL DETAILS
A5.18	WALL DETAILS
A6.1	DOOR SCHEDULES AND DETAILS
A6.2	WINDOW AND OPENING ELEVATIONS
A6.3	WINDOW ELEVATIONS
A6.4	WINDOW AND DOOR DETAILS
A6.5	WINDOW AND DOOR DETAILS
A6.6	WINDOW DETAILS
A6.7	WINDOW AND DOOR DETAILS
A7.1	CASEWORK ELEVATIONS
A7.2	CASEWORK ELEVATIONS
A7.3	INTERIOR ELEV. - PRE-K & OPERABLE PARTITIONS
A7.4	INTERIOR ELEV. - UPPER AND LOWER COMMONS
A7.5	INTERIOR ELEV. - GYM AND MEDIA CENTER
A7.6	INT. ELEV. - CAFETERIA & COLLABORATIVE HALL
A7.7	INTERIOR ELEV. - COLLABORATIVE HALLS
A7.8	INTERIOR DETAILS - PRESENTATION STEPS
A7.9	INTERIOR DETAILS - ACTIVITY WALL
A8.1	VERTICAL CIRCULATION
A8.2	VERTICAL CIRCULATION

ARCHITECTURAL

A8.1	ROOM FINISH SCHEDULE AND LEGENDS
A8.2	INTERIOR FINISH PLANS & DETAILS
A8.3	GYM STRIPING PLAN
A8.4	SIGNAGE
A8.5	SIGNAGE PLANS
A8.6	BLEACHER PLAN AND SECTIONS
AG.1	DOOR ACCESS CONTROL PLAN

FOOD SERVICE

FS.1	ENLARGED KITCHEN PLAN
------	-----------------------

FIRE PROTECTION

FP-1.0	FIRE PROTECTION - DETAILS, LEGEND AND NOTES
FP-2.0	FIRE PROTECTION - LOWER LEVEL
FP-2.1	FIRE PROTECTION - UPPER LEVEL

PLUMBING

P1.0	PLUMBING LEGEND AND NOTES
P1.1	PLUMBING SCHEDULES AND DETAILS
P1.2	PLUMBING DETAILS
P2.0A	UPPER LEVEL PLAN - AREA A - UNDER SLAB PLUMB
P2.0B	UPPER LEVEL PLAN - AREA B - UNDER SLAB PLUMB
P2.0C	UPPER LEVEL PLAN - AREA C - UNDER SLAB PLUMB
P2.0Cg	LOWER LEVEL PLAN - AREA C - UNDER SLAB PLUMB
P2.0D	LOWER LEVEL PLAN - AREA D - UNDER SLAB PLUMB
P2.0E	LOWER LEVEL PLAN - AREA E - UNDER SLAB PLUMB
P2.1C	LOWER LEVEL PLAN - AREA C - PLUMBING
P2.1D	LOWER LEVEL PLAN - AREA D - PLUMBING
P2.1E	LOWER LEVEL PLAN - AREA E - PLUMBING
P2.2A	UPPER LEVEL PLAN - AREA A - PLUMBING
P2.2B	UPPER LEVEL PLAN - AREA B - PLUMBING
P2.2C	UPPER LEVEL PLAN - AREA C - PLUMBING
P2.2D	UPPER LEVEL PLAN - AREA D - PLUMBING
P2.2E	UPPER LEVEL PLAN - AREA E - PLUMBING
P3.0C	ENLARGED PLAN - PLUMBING
P3.1C	ENLARGED PLAN - PLUMBING
P3.2C	ENLARGED PLAN - PLUMBING
P4.0A	SANITARY RISERS - PLUMBING
P4.0B	SANITARY RISERS - PLUMBING
P4.0C	SANITARY RISERS - PLUMBING
P4.0D	SANITARY RISERS - PLUMBING
P4.0E	SANITARY RISERS - PLUMBING

MECHANICAL

M1.0	MECHANICAL LEGEND AND NOTES
M1.1	MECHANICAL ZONING PLANS
M2.1A	UPPER LEVEL PLAN - AREA A - AIR DISTRIBUTION
M2.1B	UPPER LEVEL PLAN - AREA B - AIR DISTRIBUTION
M2.1C	UPPER LEVEL PLAN - AREA C - AIR DISTRIBUTION
M2.1D	UPPER LEVEL PLAN - AREA D - AIR DISTRIBUTION
M2.1E	UPPER LEVEL PLAN - AREA E - AIR DISTRIBUTION
M2.2C	LOWER LEVEL PLAN - AREA C - AIR DISTRIBUTION
M2.2D	LOWER LEVEL PLAN - AREA D - AIR DISTRIBUTION
M2.2E	LOWER LEVEL PLAN - AREA E - AIR DISTRIBUTION
M3.1A	UPPER LEVEL PLAN - AREA A - HYDRONICS
M3.1B	UPPER LEVEL PLAN - AREA B - HYDRONICS
M3.1C	UPPER LEVEL PLAN - AREA C - HYDRONICS
M3.1D	UPPER LEVEL PLAN - AREA D - HYDRONICS
M3.1E	UPPER LEVEL PLAN - AREA E - HYDRONICS
M3.2C	LOWER LEVEL PLAN - AREA C - HYDRONICS
M3.2D	LOWER LEVEL PLAN - AREA D - HYDRONICS
M4.0	ENLARGED MECHANICAL ROOMS
M4.1	ENLARGED MECH ROOMS - AIR DISTRIBUTION
M4.2	ENLARGED MECH ROOMS HYDRONICS
M5.0	MECHANICAL PIPING SCHEMATICS
M6.0	MECHANICAL DETAILS
M6.1	MECHANICAL DETAILS
M7.0	MECHANICAL SCHEDULES
M7.1	MECHANICAL SCHEDULES
UM1.0	MECHANICAL SITE UTILITY PLAN
UM1.1	MECHANICAL SITE PLAN - DETAILS

ELECTRICAL

E1.0	ELECTRICAL LEGEND
E2.1A	UPPER LEVEL FLOOR PLAN - AREA A - LIGHTING
E2.1B	UPPER LEVEL FLOOR PLAN - AREA B - LIGHTING
E2.1C	UPPER LEVEL FLOOR PLAN - AREA C - LIGHTING
E2.1D	UPPER LEVEL FLOOR PLAN - AREA D - LIGHTING
E2.1E	UPPER LEVEL FLOOR PLAN - AREA E - LIGHTING
E2.2C	LOWER LEVEL FLOOR PLAN - AREA C - LIGHTING
E2.2D	LOWER LEVEL FLOOR PLAN - AREA D - LIGHTING
E2.2E	LOWER LEVEL FLOOR PLAN - AREA E - LIGHTING
E3.1A	UPPER LEVEL FLOOR PLAN - AREA A - POW / SYS
E3.1B	UPPER LEVEL FLOOR PLAN - AREA B - POW / SYS
E3.1C	UPPER LEVEL FLOOR PLAN - AREA C - POW / SYS
E3.1D	UPPER LEVEL FLOOR PLAN - AREA D - POW / SYS
E3.1E	UPPER LEVEL FLOOR PLAN - AREA E - POW / SYS
E3.2C	LOWER LEVEL FLOOR PLAN - AREA C - POW / SYS
E3.2D	LOWER LEVEL FLOOR PLAN - AREA D - POW / SYS
E3.2E	LOWER LEVEL FLOOR PLAN - AREA E - POW / SYS
E4.0	ENLARGED ELECTRICAL ROOMS - POW / SYS
E4.1	ENLARGED MAIN ELECTRICAL ROOM/YARD - ELEC
E4.2	ENLARGED KITCHEN PLAN - POWER / SYSTEMS
E4.3	ALTERNATE - PHOTO VOLTAGE - ELECTRICAL
E5.1	OVERALL UPPER LVL FLR PLN - INTERCOM ZONING
E5.2	OVERALL LWR LVL FLR PLN - INTERCOM ZONING
E5.3	UPPER LEVEL FLOOR PLAN - ELEC INTERCONN
E5.4	LOWER LEVEL FLOOR PLAN - ELEC INTERCONN
E6.0	ELECTRICAL DETAILS AND SCHEDULES
E6.1	ELECTRICAL DETAILS AND SCHEDULES
E6.2	ELECTRICAL DETAILS AND SCHEDULES
E6.3	ELECTRICAL DETAILS AND SCHEDULES
E6.4	ELECTRICAL DETAILS AND SCHEDULES
E6.5	ELECTRICAL DETAILS AND SCHEDULES
E7.0	ELECTRICAL RISER DIAGRAM
E7.1	ELECTRICAL PANEL SCHEDULES
E7.2	ELECTRICAL PANEL SCHEDULES
E7.3	ELECTRICAL PANEL SCHEDULES
E7.4	ELECTRICAL PANEL SCHEDULES
EU101	ELECTRICAL SITE UTILITY PLAN

SECTION 01 02 10 – ALLOWANCES

PART 1 GENERAL

1.01 RELATED DOCUMENTS

- A. Drawings and general provisions of the Contract, including General and Supplementary Conditions and Division 01 Specification Sections, apply to this Section.

1.02 DESCRIPTION

- A. Related requirements specified elsewhere include, but not limited to:
 - 1. General Conditions, Article 3.8, Allowances
 - 2. Division 01 Section "Measurement and Payment"
 - 3. Division 01 Section "Submittals"
 - 4. Division 04 Section "Unit Masonry Assemblies"
- B. Designate in Schedule of Values separate item for cost allowances of the Work.
- C. Designate in Construction Schedule for delivery dates of Products.

1.03 SCHEDULE OF ALLOWANCES

- A. Purchase product / material under allowance only as directed by Architect / Engineer.
- B. Include the following amounts in Base Bid for inclusion in Contract Sum.
 - 1. Brick #1: 8-inch modular face brick: Allow \$630.00 per 1,000 for face brick; coordinate with Division 04 Sections "Unit Masonry Assemblies. Basis-of-Design: Sioux City Brick (Adel), Red Colonial Iron Spot.
 - 2. Brick #2: 8-inch modular glazed face brick: Allow \$2,100.00 per 1,000 for face brick; coordinate with Division 04 Sections "Unit Masonry Assemblies. Basis-of-Design: Belden, Key West Glaze.
 - 3. Site Electrical and Communication Utility Connections: Allow \$20,000 for tap and easement fees as required by the local utilities. Refer to Site Utilities Plan UE1.0 and utilize amount for existing electrical connection fees.
 - 4. Haul Away of Unsuitable Materials from Existing Stockpile: Allow \$50,000 for haul away of unsuitable materials from existing stockpile. Allowance price shall be adjusted by Unit Price #1.
 - 5. Soil Stabilization for Building and Paved Areas: Allow \$200,000 for undercut and refill due to soft soils at building and new pavement. Allowance price shall be adjusted by Unit Price #2.

C. Amount of allowance includes:

1. Net cost of product.
2. Delivery to the Project Site.
3. All applicable taxes.

D. Unless otherwise noted, include in the Allowance amount the Contractors cost for the following:

1. Handling at Project Site, including unloading, uncrating and storage.
2. Protection from elements from damage, including any packaging.
3. Labor, installation and finishing.
4. Other expenses (i.e. testing, adjusting and balancing) required to complete installation.
5. Overhead and profit.

E. The use of Allowance money must be approved by the Bullitt County Public Schools before work can proceed.

1.04 DELIVERY

- A. Contractor shall be responsible to arrange for delivery, unloading, and prompt inspection of product for damage for defects and submission of claims for transportation damage.

1.05 INSTALLATION

- A. Comply with referenced Specification Section requirements.

1.06 ADJUSTMENT OF CASH ALLOWANCE

- A. Adjustments shall only be by Change Order in accordance with the General Conditions, Article 3.8, subparagraph 3.8.2.3.

PART 2 PRODUCTS (not applicable)

PART 3 EXECUTION (not applicable)

END OF SECTION 01 02 10



REDLCON-01

LCAIN

CERTIFICATE OF LIABILITY INSURANCE

DATE (MM/DD/YYYY)

11/6/2020

THIS CERTIFICATE IS ISSUED AS A MATTER OF INFORMATION ONLY AND CONFERS NO RIGHTS UPON THE CERTIFICATE HOLDER. THIS CERTIFICATE DOES NOT AFFIRMATIVELY OR NEGATIVELY AMEND, EXTEND OR ALTER THE COVERAGE AFFORDED BY THE POLICIES BELOW. THIS CERTIFICATE OF INSURANCE DOES NOT CONSTITUTE A CONTRACT BETWEEN THE ISSUING INSURER(S), AUTHORIZED REPRESENTATIVE OR PRODUCER, AND THE CERTIFICATE HOLDER.

IMPORTANT: If the certificate holder is an ADDITIONAL INSURED, the policy(ies) must have ADDITIONAL INSURED provisions or be endorsed. If SUBROGATION IS WAIVED, subject to the terms and conditions of the policy, certain policies may require an endorsement. A statement on this certificate does not confer rights to the certificate holder in lieu of such endorsement(s).

PRODUCER Energy Insurance Agency, Inc. P O Box 55268 Lexington, KY 40555	CONTACT NAME:	
	PHONE (A/C, No, Ext): (859) 273-1549 FAX (A/C, No): (859) 272-0075	
	E-MAIL ADDRESS: eia@energyinsagency.com	
	INSURER(S) AFFORDING COVERAGE	NAIC #
	INSURER A: Grange Mutual Casualty Co	14060
	INSURER B: Kentucky Associated General Contractors (AGC)	
	INSURER C:	
	INSURER D:	
	INSURER E:	
	INSURER F:	

INSURED
Redlee Construction & Development, Inc.
800 Stone Creek Parkway
Suite 5A
Louisville, KY 40223

COVERAGES

CERTIFICATE NUMBER:

REVISION NUMBER:

THIS IS TO CERTIFY THAT THE POLICIES OF INSURANCE LISTED BELOW HAVE BEEN ISSUED TO THE INSURED NAMED ABOVE FOR THE POLICY PERIOD INDICATED. NOTWITHSTANDING ANY REQUIREMENT, TERM OR CONDITION OF ANY CONTRACT OR OTHER DOCUMENT WITH RESPECT TO WHICH THIS CERTIFICATE MAY BE ISSUED OR MAY PERTAIN, THE INSURANCE AFFORDED BY THE POLICIES DESCRIBED HEREIN IS SUBJECT TO ALL THE TERMS, EXCLUSIONS AND CONDITIONS OF SUCH POLICIES. LIMITS SHOWN MAY HAVE BEEN REDUCED BY PAID CLAIMS.

INSR LTR	TYPE OF INSURANCE	ADDL INSD	SUBR WVD	POLICY NUMBER	POLICY EFF (MM/DD/YYYY)	POLICY EXP (MM/DD/YYYY)	LIMITS
A	<input checked="" type="checkbox"/> COMMERCIAL GENERAL LIABILITY <input type="checkbox"/> CLAIMS-MADE <input checked="" type="checkbox"/> OCCUR GEN'L AGGREGATE LIMIT APPLIES PER: <input checked="" type="checkbox"/> POLICY <input checked="" type="checkbox"/> PRO-JECT <input checked="" type="checkbox"/> LOC OTHER:			CPP2796133	11/21/2019	11/21/2020	EACH OCCURRENCE \$ 1,000,000 DAMAGE TO RENTED PREMISES (Ea occurrence) \$ 100,000 MED EXP (Any one person) \$ 10,000 PERSONAL & ADV INJURY \$ 1,000,000 GENERAL AGGREGATE \$ 2,000,000 PRODUCTS - COMP/OP AGG \$ 2,000,000 EMPLOYMENT PRAC \$ 50,000
A	<input checked="" type="checkbox"/> AUTOMOBILE LIABILITY <input checked="" type="checkbox"/> ANY AUTO OWNED AUTOS ONLY <input type="checkbox"/> SCHEDULED AUTOS <input type="checkbox"/> HIRED AUTOS ONLY <input type="checkbox"/> NON-OWNED AUTOS ONLY			CA 2796134	11/21/2019	11/21/2020	COMBINED SINGLE LIMIT (Ea accident) \$ 1,000,000 BODILY INJURY (Per person) \$ BODILY INJURY (Per accident) \$ PROPERTY DAMAGE (Per accident) \$ \$
A	<input checked="" type="checkbox"/> UMBRELLA LIAB <input checked="" type="checkbox"/> OCCUR <input type="checkbox"/> EXCESS LIAB <input type="checkbox"/> CLAIMS-MADE <input type="checkbox"/> DED <input type="checkbox"/> RETENTION \$			CUP2796135	11/21/2019	11/21/2020	EACH OCCURRENCE \$ 5,000,000 AGGREGATE \$ 5,000,000 \$
B	WORKERS COMPENSATION AND EMPLOYERS' LIABILITY ANY PROPRIETOR/PARTNER/EXECUTIVE OFFICER/MEMBER EXCLUDED? (Mandatory in NH) <input type="checkbox"/> Y / N If yes, describe under DESCRIPTION OF OPERATIONS below		N / A	020243	1/1/2020	1/1/2021	<input checked="" type="checkbox"/> PER STATUTE <input type="checkbox"/> OTH-ER E.L. EACH ACCIDENT \$ 4,000,000 E.L. DISEASE - EA EMPLOYEE \$ 4,000,000 E.L. DISEASE - POLICY LIMIT \$ 4,000,000
A	Equipment Floater			CPP2796133	11/21/2019	11/21/2020	Installation 10,000
A	Equipment Floater			CPP2796133	11/21/2019	11/21/2020	Leased/Rented 250,000

DESCRIPTION OF OPERATIONS / LOCATIONS / VEHICLES (ACORD 101, Additional Remarks Schedule, may be attached if more space is required)
Project : New 800-Student Elementary School, Golden Wing Road, Mt Washington 40047

CERTIFICATE HOLDER

CANCELLATION

Bullitt County Public Schools
1040 HWY KY 44 East
Shepherdsville, KY 40165

SHOULD ANY OF THE ABOVE DESCRIBED POLICIES BE CANCELLED BEFORE THE EXPIRATION DATE THEREOF, NOTICE WILL BE DELIVERED IN ACCORDANCE WITH THE POLICY PROVISIONS.

AUTHORIZED REPRESENTATIVE

Leslie Cain