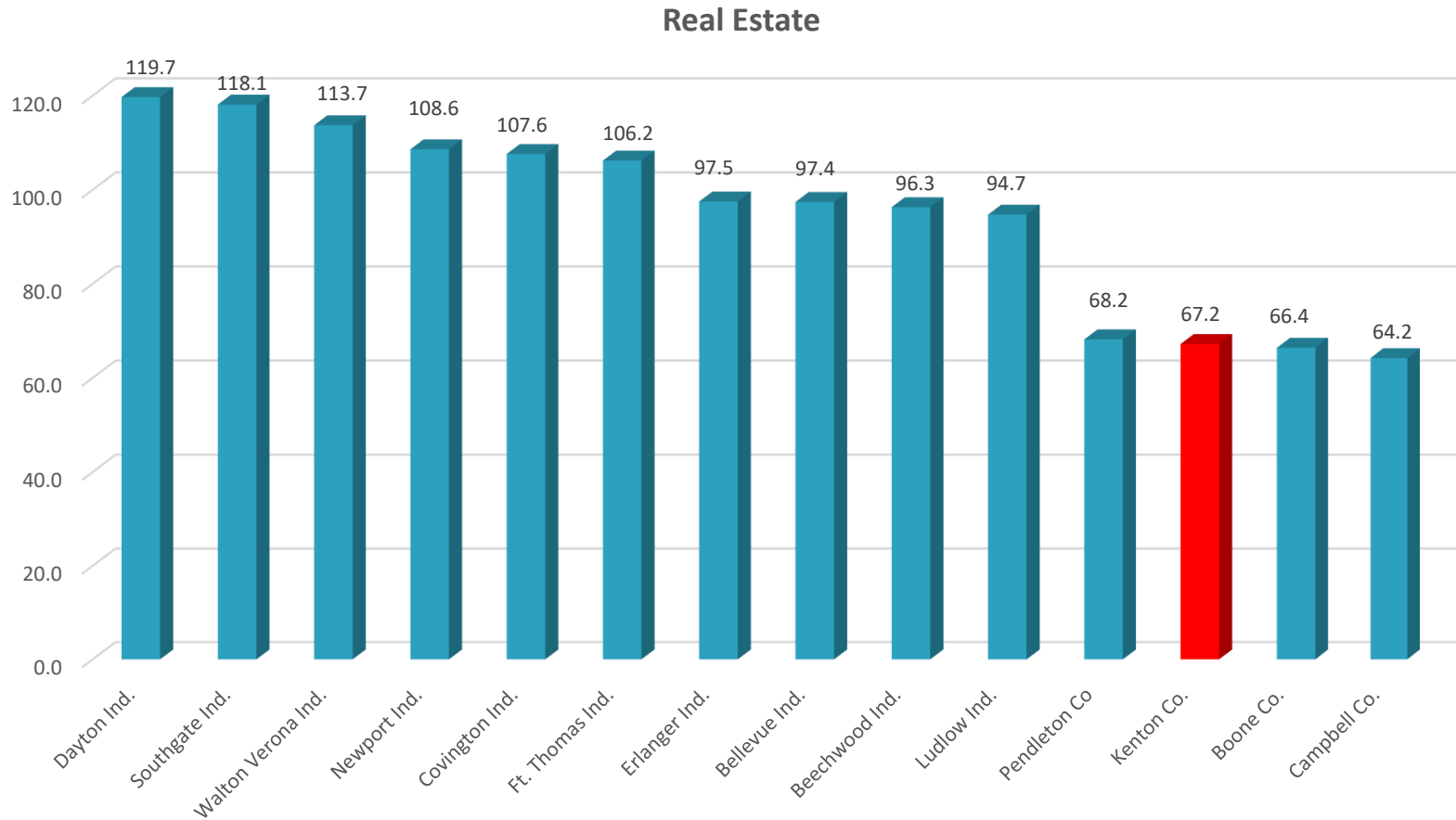


Kenton County School District

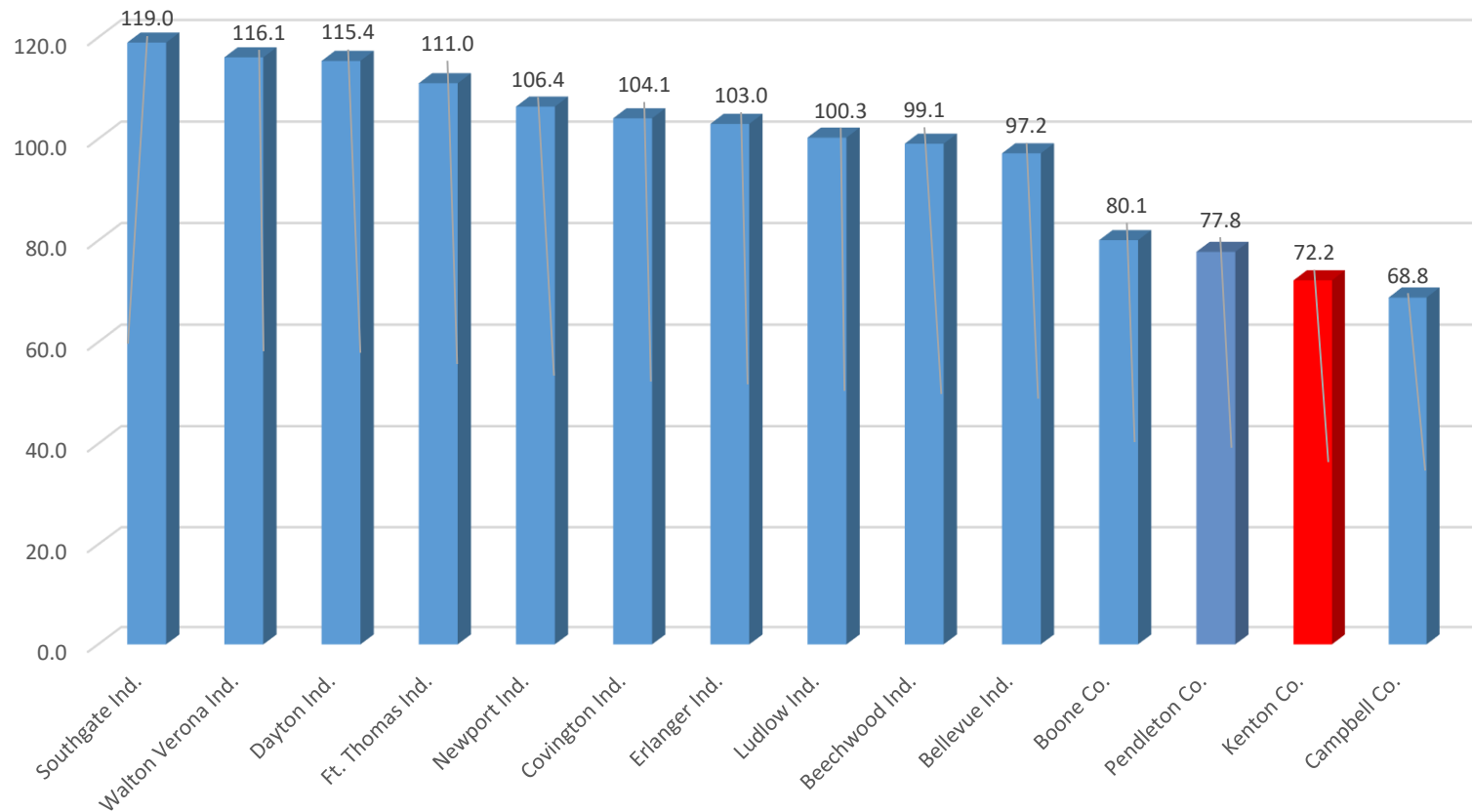
Public Hearing
Proposed Tax Rate for 2020–21
August 26, 2020

Northern KY School District Tax Rates 2019-20



Northern KY School District Tax 2019-20

Levied Equivalent



Northern KY School District Tax Rates 2019-20

District	Total Real Estate Rate	Motor Vehicle Rate	Levied Equivalent Rate	Total
291 Kenton County	67.2 Cents	63.5 Cents	72.2 Cents	# of Districts
Rank in NKY Region	12	9	14	16
Rank in Top 10 Districts	6	2	7	10
Rank in State of KY	75	21	91	173

2020-21 Tax Rate Information

	Current 2019-20 Rate & Taxes	Compensating Rate	2% Over Comp Rate	4% Over Comp Rate	
	67.2 cents	64.5 cents	65.8 cents	67.1 cents	
Total RE Property Assessment	\$ 8,507,968,399	\$ 9,021,103,696	\$ 9,021,103,696	\$ 9,021,103,696	
Total RE Tax Revenue Assessed	57,173,548	58,186,119	59,949,216	60,531,606	
Total Tax Rev Increase (Net)		\$ 965,726	\$ 2,081,161	\$ 3,202,704	
Gen Fund Tax Revenue Increase		187,010	1,302,445	2,423,988	
Building Fund Tax Rev Increase		778,716	778,716	778,716	
SEEK Reduction (Local Effort)		(1,041,063)	(1,041,063)	(1,041,063)	
General Fund SEEK Revenue	41,905,677	40,629,553	40,629,553	40,629,553	

Kenton County School District Tax Rates

Fiscal Year	Real Estate Assessed Value	Real Property Rate Per \$100	School Property Tax on Residence Valued at				
			\$200,000	\$250,000	\$300,000	\$ 350,000	\$ 400,000
2020-21	9,021,103,696	67.1 cents	\$1,342	\$1,678	\$2,014	\$2,350	\$2,684
2019-20	8,507,968,399	67.2 Cents	\$1,344	\$1,680	\$2,016	\$2,352	\$2,686
2018-19	8,192,593,430	65.9 Cents	\$1,318	\$1,648	\$1,977	\$2,306	\$2,636
2017-18	8,127,745,112	63.8 Cents	\$1,276	\$1,595	\$1,914	\$2,233	\$2,552
2016-17	7,982,577,526	62.1 Cents	\$1,242	\$1,552	\$1,863	\$2,173	\$2,484
2015-16	7,788,778,559	60.9 Cents	\$1,218	\$1,522	\$1,827	\$2,131	\$2,436
2014-15	7,642,272,587	59.1 Cents	\$1,182	\$1,477	\$1,773	\$2,068	\$2,364
2013-14	7,524,183,047	57.7 Cents	\$1,154	\$1,442	\$1,731	\$2,019	\$2,308

Kenton County School District Tax Rates

Motor Vehicle Assessment & Tax Rate

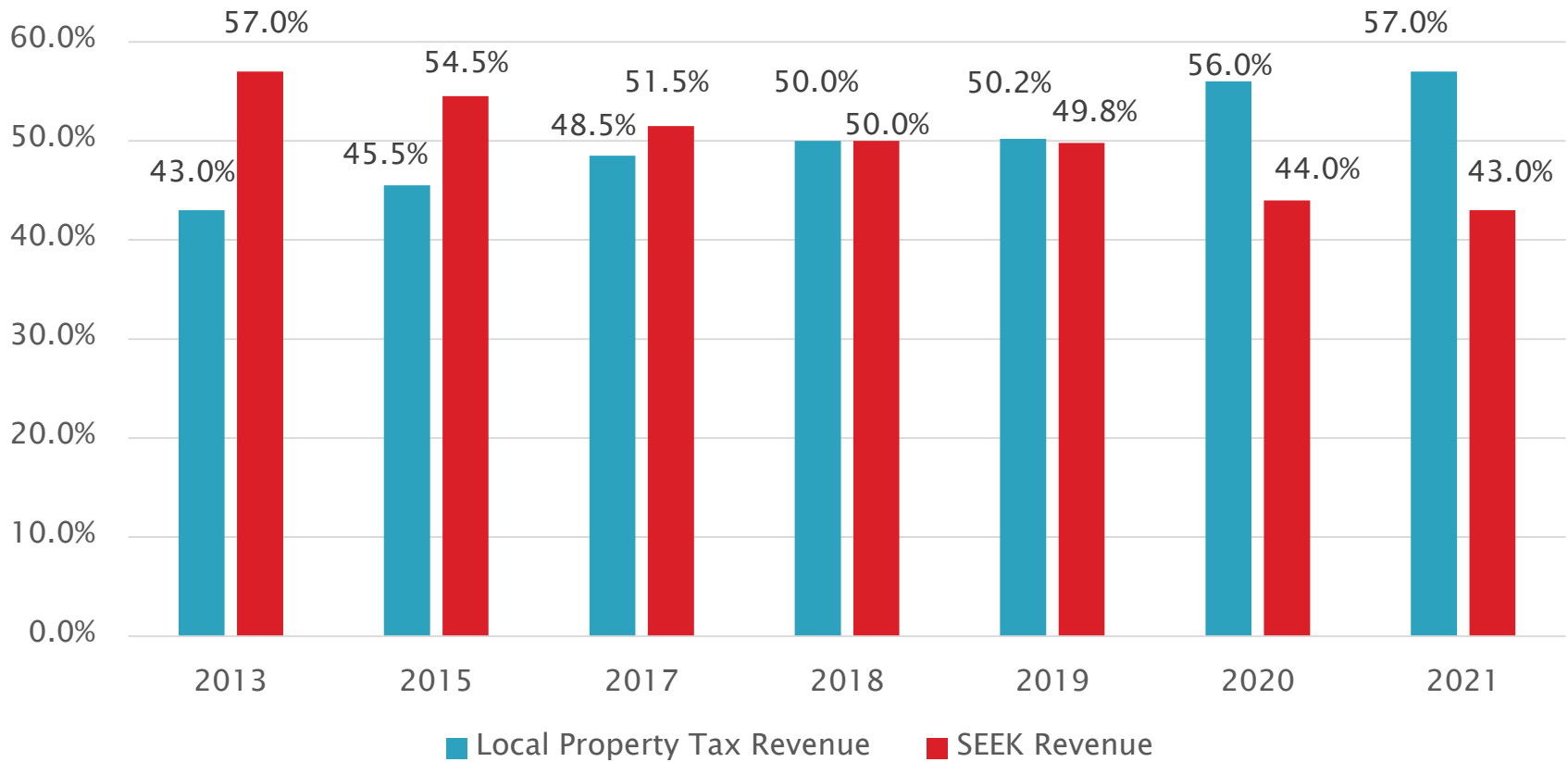
Year	Assessed Value	Tax Rate Per \$100	Total Revenue	
2021	\$ 873,393,568	63.5	\$ 5,500,000	(Projected)
2020	867,386,149	63.5	5,423,085	
2019	830,214,349	63.5	5,539,244	
2018	813,153,143	63.5	5,313,736	
2017	778,464,813	63.5	4,943,251	

Utility Tax Rate

Year		Tax Rate	Total Revenue	
2021		3 %	\$ 5,700,000	(Projected)
2020		3 %	5,734,431	
2019		3 %	5,731,737	
2018		3%	5,601,131	
2017		3%	5,628,067	
2016		3%	5,513,803	

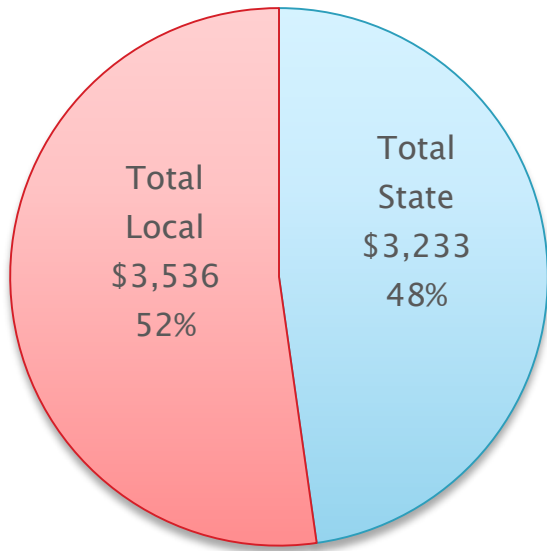
SEEK VS LOCAL PROPERTY TAX REVENUE

General Fund Revenue History



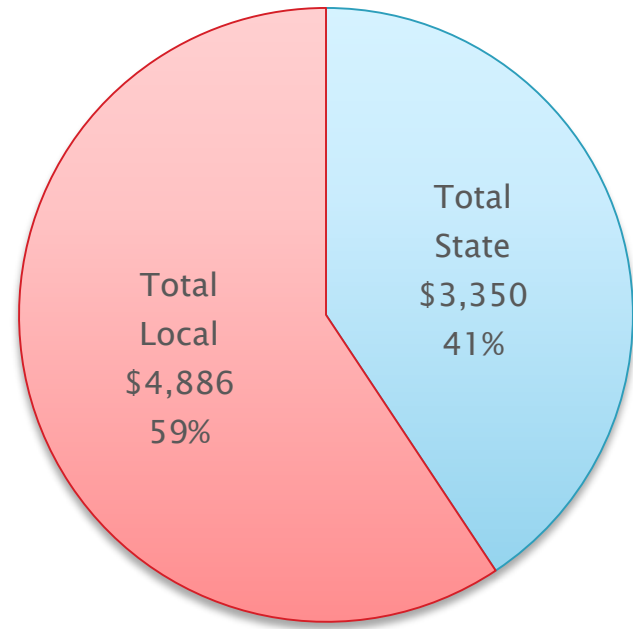
2008 & 2020 State and Local Per Pupil SEEK Funding Kenton County (Inflation Adjusted)

2008



■ Total State ■ Total Local

2020



■ Total State ■ Total Local

Council for Better Education, www.kycbe.com
2020 projected data

General Fund Revenue

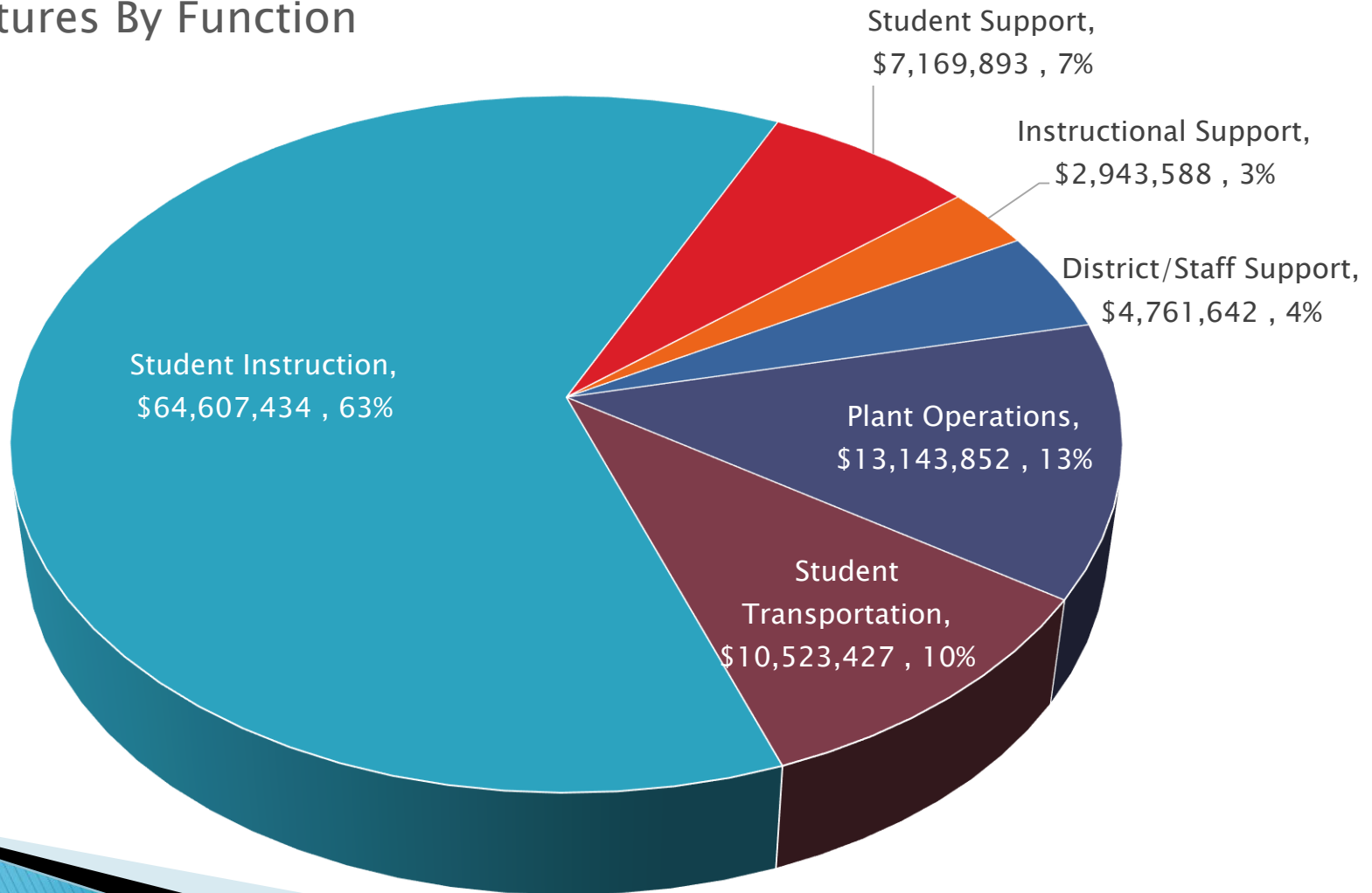
Thousands (000)	2019-20		2020-21 Projected	
Local Taxes	53,338	46.2%	54,984	48.1%
SEEK	41,905	36.3%	40,629	35.5%
Capital Outlay Transfer	1,180	1.0%	750	0.7%
Other State & Federal	828	.7%	865	.7%
Other Local	3,507	3.0%	1,587	1.4%
Carryover Funds	14,655	12.7%	15,500	13.5%
Total Revenue	115,413	100%	114,315	100%

General Fund Expenses

Thousands (000)	2019-20		2020-21 Projected	
Salaries & Benefits	83,432	83.5%	85,205	82.6%
Other Operating Expenses	16,491	16.5%	17,945	17.4%
Total Expenses	99,923	100%	103,150	100%
Change in Carryover Funds	845	0.8%	(4,337)	4.2%
Unrestricted Carryover Funds – End of Year	15,500	15.5%	11,163	10.8%

General Fund Expenditures

Expenditures By Function



District Initiatives 2020-21

▶ District culture of safe & secure environment

- Safe and healthy environment for students & staff
- Security enhancements in all school buildings
- Online Time & Attendance System

▶ Academic growth in all schools

- Continuity of instruction
- 1 to 1 device program for students & staff
- Empower school teams to fully utilize technology
- Increased training on technology tools for instruction
- Focused curriculum, instruction & assessment

▶ MTSS Tiered Academic, Behavior & Emotional Student Support System

- Social & Emotional Student Support

▶ College & Career Ready

- PLTW in elementary thru high school
- Career Pathways/ILP plans for every student
- Portrait of a Graduate

Provide a world-class education ensuring ALL students are college and/or career ready and prepared for the 21st Century Economy



Recommendation

- ▶ Approve Real Estate Tax Rate of 67.1 cents per \$100 for 2020–21
 - ▶ Approve Personal Property Tax Rate of 67.3 cents per \$100 for 2020–21
 - ▶ Approve existing Motor Vehicle Rate of 63.5 cents for \$100 for 2020–21
 - ▶ Approve existing Utility Tax Rate of 3% for 2020–21
- 