



FLOYD COUNTY BOARD OF EDUCATION
Danny Adkins, Superintendent
442 KY RT 550
Eastern, KY 41622
Telephone (606) 886-2354 Fax (606) 886-4550
www.floyd.kyschools.us

Sherry Robinson- Chair - District 5
William Newsome, Jr., Vice-Chair - District
Linda C. Gearheart, Member - District 1
Dr. Chandra Varia, Member- District 2
Rhonda Meade, Member - District 4

Student Support: Receive Utility Report for John M. Stumbo Elementary.

Applicable Statute(s), etc.: N/A

Fiscal Budgetary Impact:

2018/2019 SY (July 18-June 19) \$79,033

2019/2020 SY (July 19-June 20) \$83,666

History / Background:

July 2020

Board received utility report for Duff Allen Central Elementary.

Staff Recommendation: To accept report as presented.

Contact Person:

Linda Hackworth
Facility Support Coordinator
(606) 874-2435


Facility Support Coord.


Superintendent

DATE: August 13, 2020

Utility Report

August 24, 2020



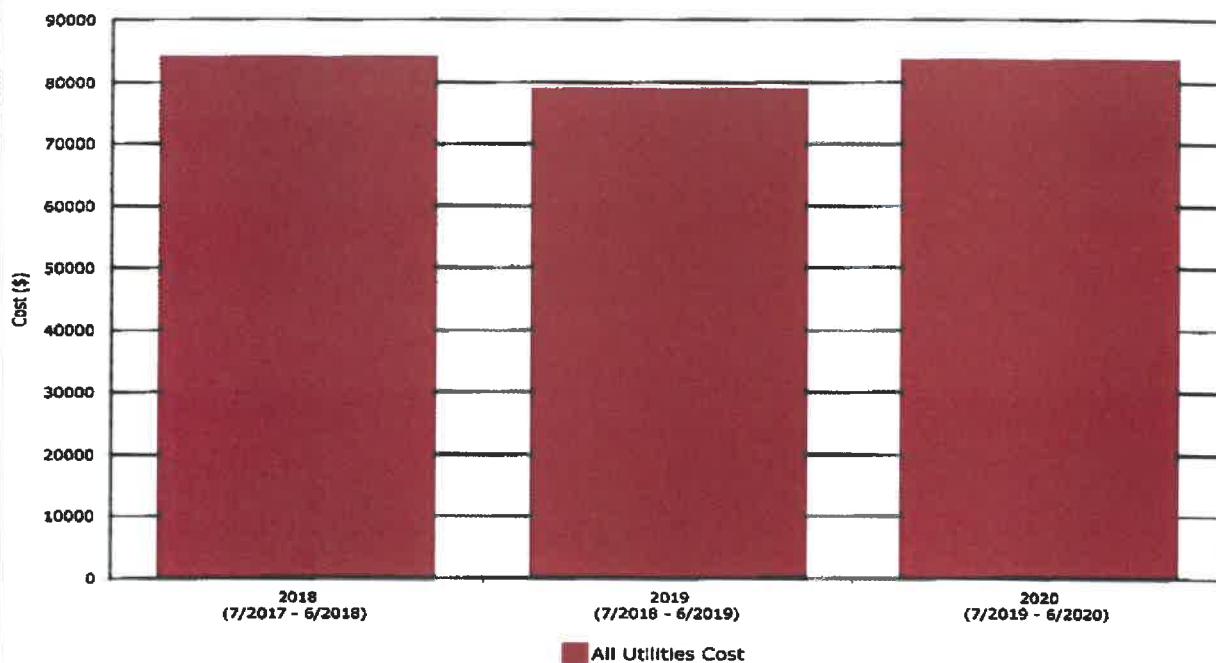
Stumbo Elementary School

2018-2019 / 2019-2020

School Years



Year-Over-Year Comparison J. M. Stumbo
Floyd County Board of Education
Selected Facilities -- 7/2017 to 6/2020

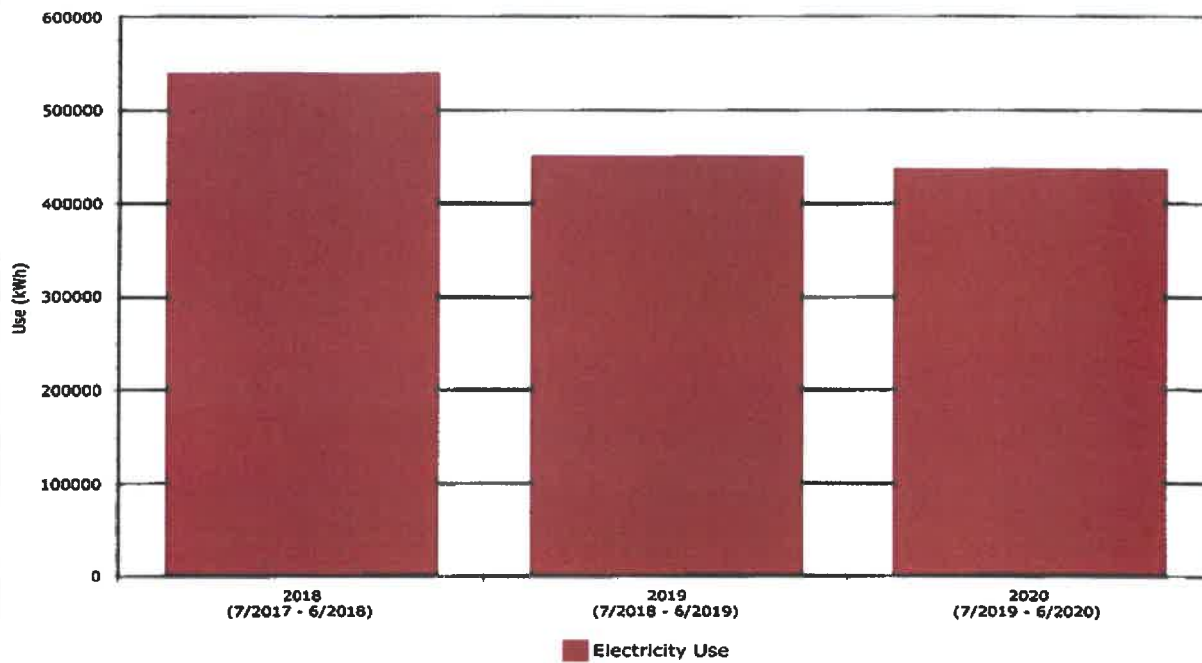


Year-Over-Year Comparison
Floyd County Board of Education
Selected Facilities -- 7/2017 to 6/2020
Period

All Utilities Cost

2018	\$84,073
2019	\$79,033
2020	\$83,666

Year-Over-Year Comparison J. M. Stumbo
Floyd County Board of Education
Selected Facilities -- 7/2017 to 6/2020

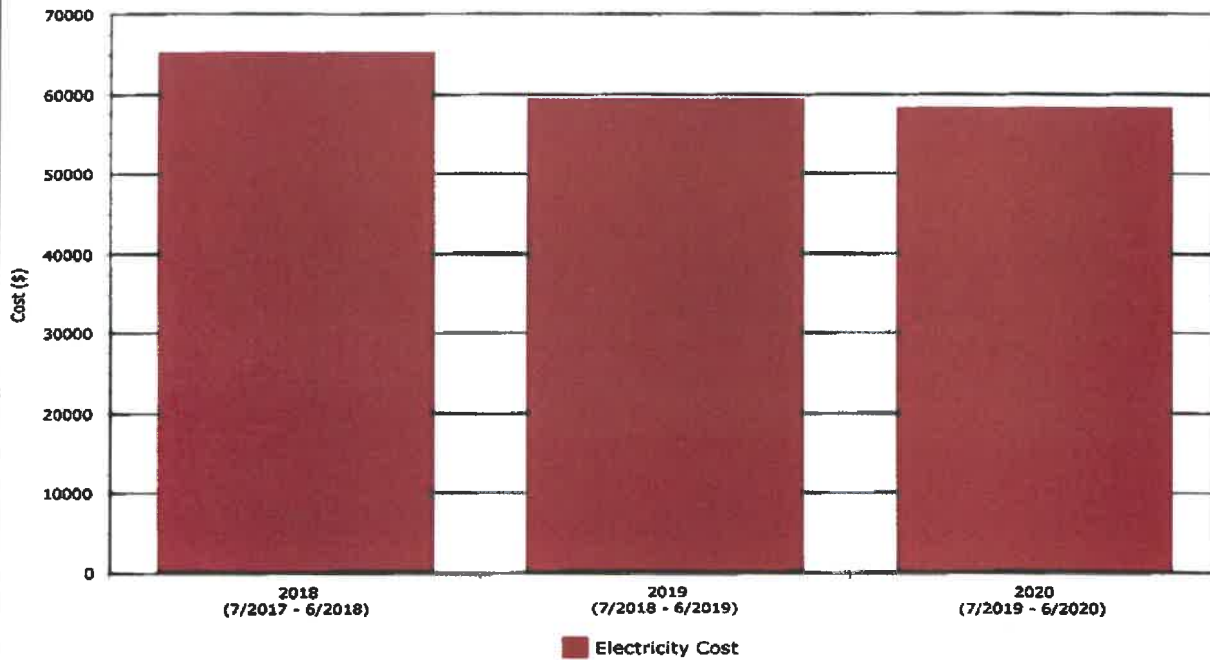


Year-Over-Year Comparison
Floyd County Board of Education
Selected Facilities -- 7/2017 to 6/2020
Period

Electricity Use (kWh)

2018	540,749
2019	452,083
2020	437,393

Year-Over-Year Comparison J. M. Stumbo
Floyd County Board of Education
Selected Facilities -- 7/2017 to 6/2020

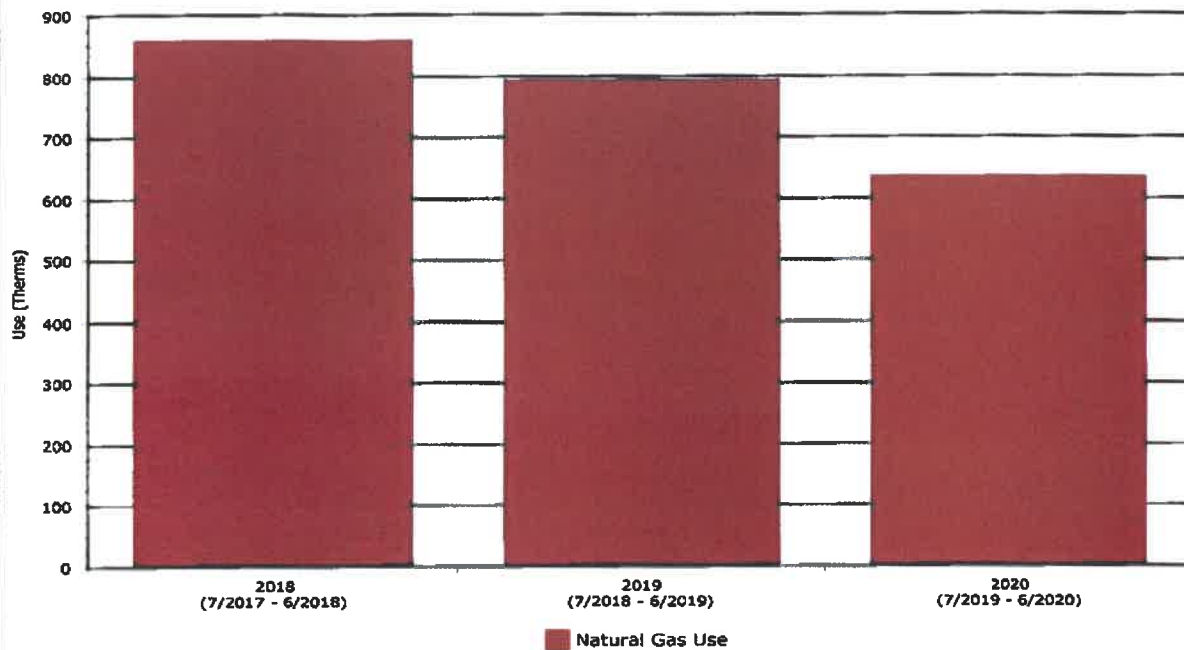


Year-Over-Year Comparison
Floyd County Board of Education
Selected Facilities -- 7/2017 to 6/2020
Period

Electricity Cost

2018	\$65,221
2019	\$59,319
2020	\$58,282

Year-Over-Year Comparison J. M. Stumbo
Floyd County Board of Education
Selected Facilities -- 7/2017 to 6/2020

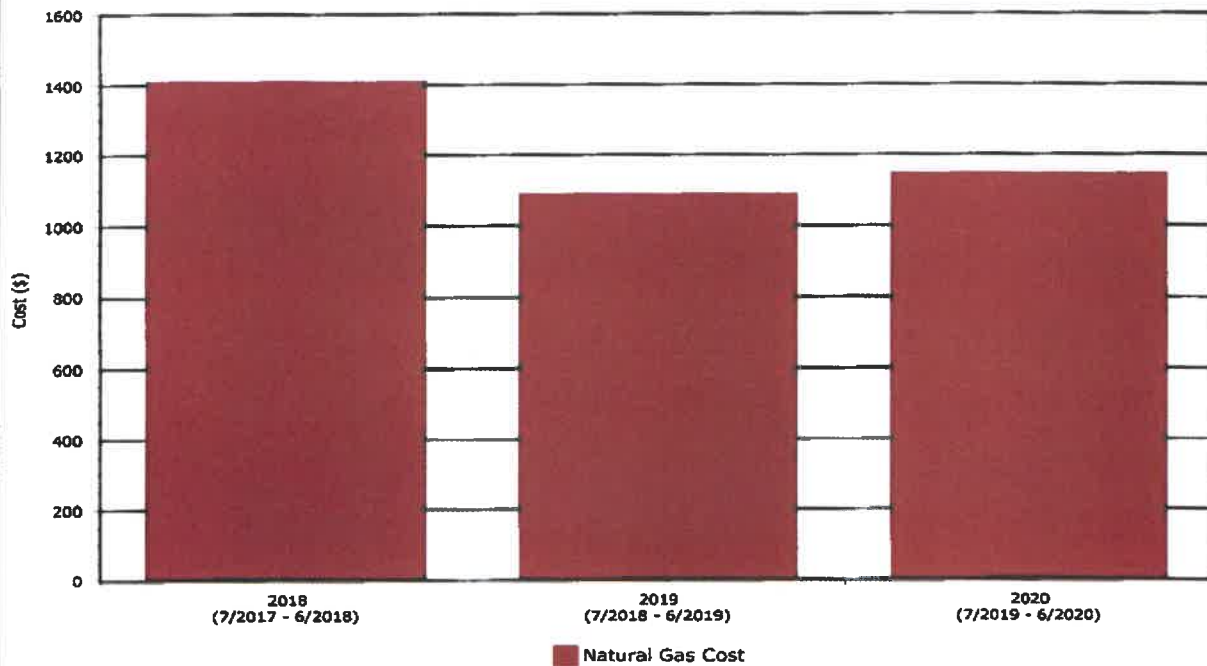


Year-Over-Year Comparison
Floyd County Board of Education
Selected Facilities -- 7/2017 to 6/2020
Period

Natural Gas Use (Therms)

2018	859
2019	796
2020	637

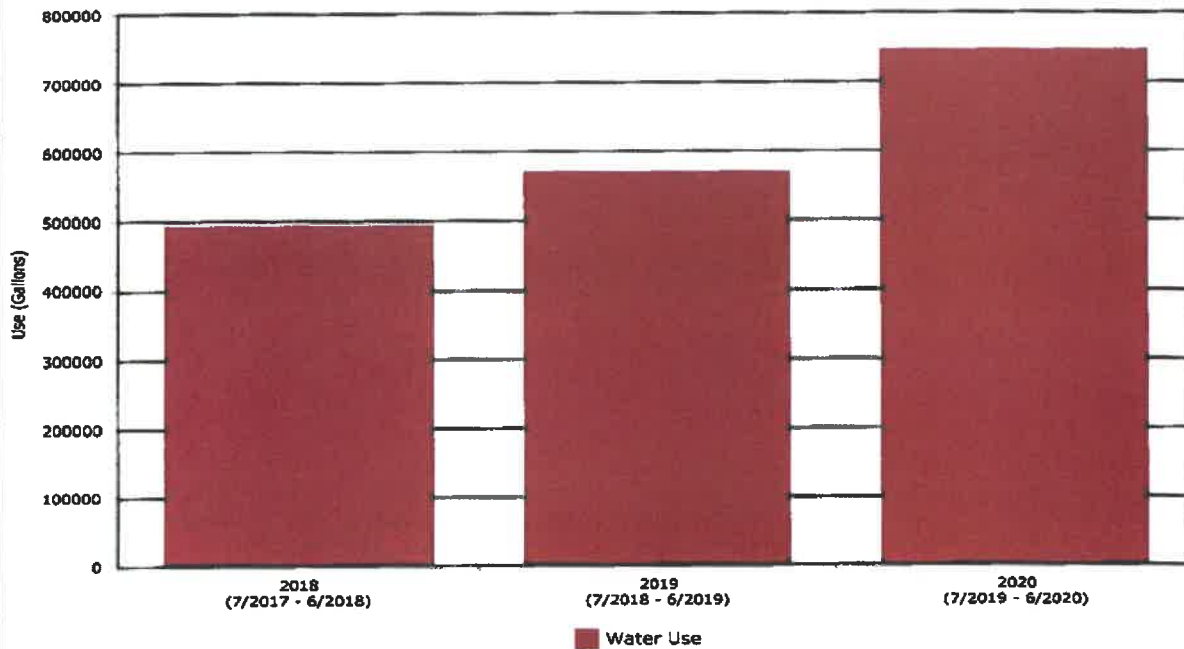
Year-Over-Year Comparison J. M. Stumbo
Floyd County Board of Education
Selected Facilities -- 7/2017 to 6/2020



Year-Over-Year Comparison
Floyd County Board of Education
Selected Facilities -- 7/2017 to 6/2020

Period	Natural Gas Cost
2018	\$1,412
2019	\$1,091
2020	\$1,151

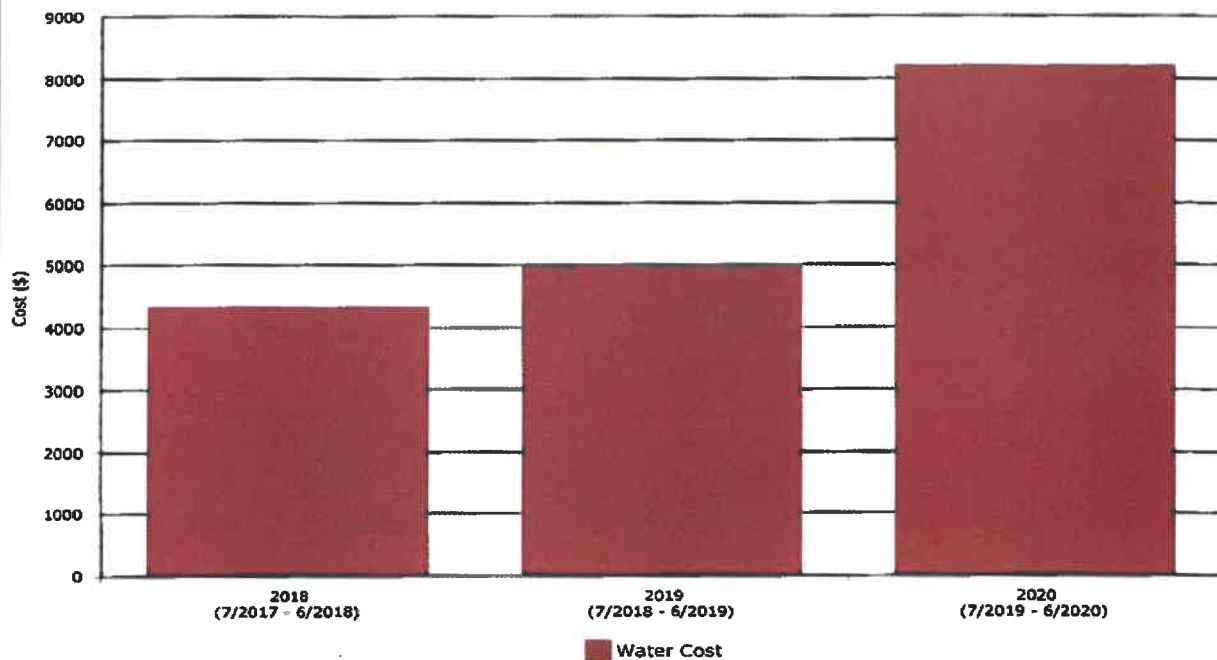
Year-Over-Year Comparison J. M. Stumbo
Floyd County Board of Education
Selected Facilities -- 7/2017 to 6/2020



Year-Over-Year Comparison
Floyd County Board of Education
Selected Facilities -- 7/2017 to 6/2020

Period	Water Use (Gallons)
2018	494,000
2019	572,000
2020	747,000

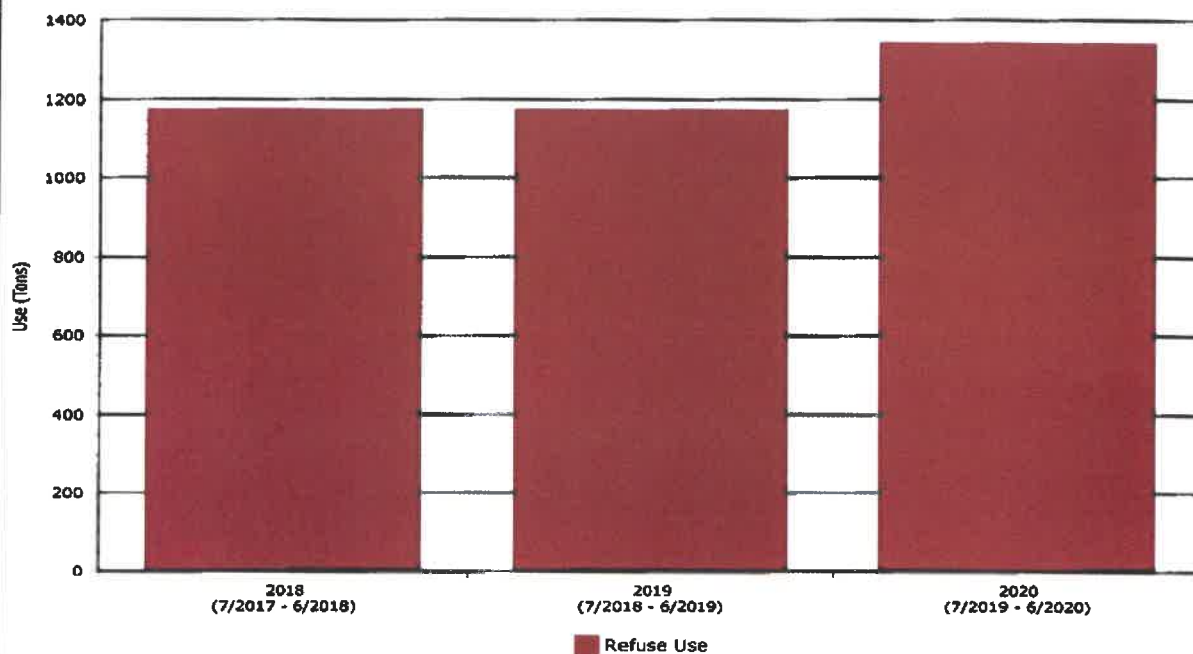
Year-Over-Year Comparison J. M. Stumbo
Floyd County Board of Education
Selected Facilities -- 7/2017 to 6/2020



Year-Over-Year Comparison
Floyd County Board of Education
Selected Facilities -- 7/2017 to 6/2020

Period	Water Cost
2018	\$4,345
2019	\$5,014
2020	\$8,212

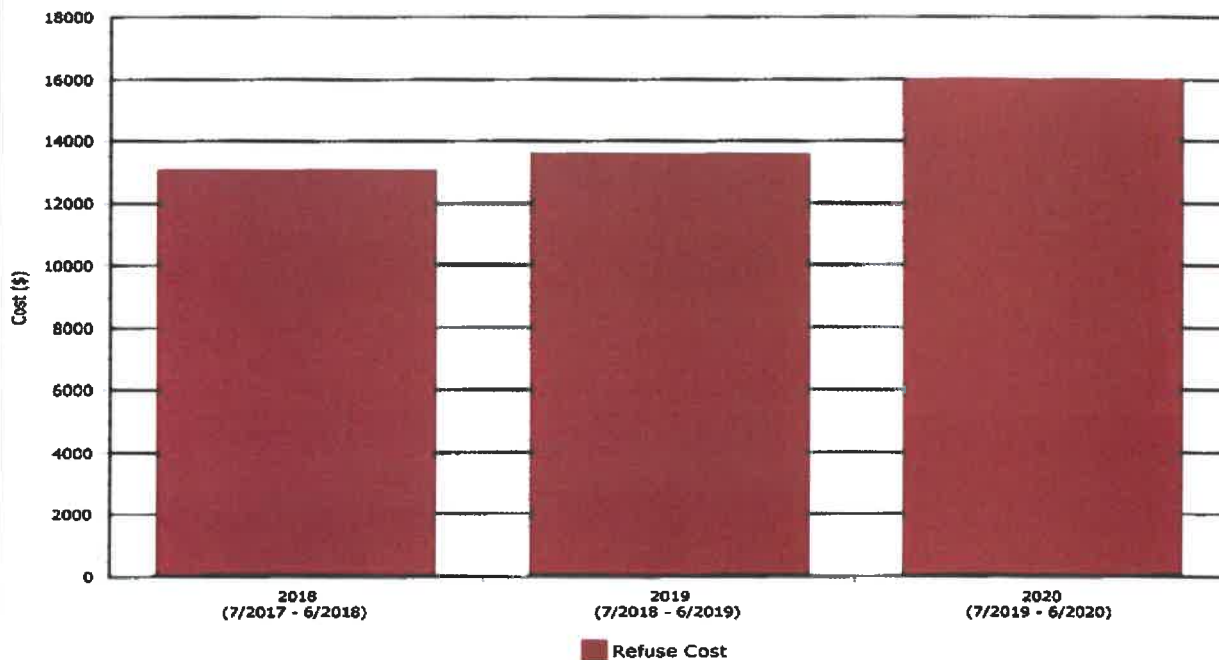
Year-Over-Year Comparison J. M. Stumbo
Floyd County Board of Education
Selected Facilities -- 7/2017 to 6/2020



Year-Over-Year Comparison
Floyd County Board of Education
Selected Facilities -- 7/2017 to 6/2020

Period	Refuse Use (Tons)
2018	1,176
2019	1,176
2020	1,344

Year-Over-Year Comparison J. M. Stumbo
Floyd County Board of Education
Selected Facilities -- 7/2017 to 6/2020



Year-Over-Year Comparison
Floyd County Board of Education
Selected Facilities -- 7/2017 to 6/2020

Period	Refuse Cost
2018	\$13,094
2019	\$13,609
2020	\$16,020

Monthly Heating and Cooling Degree Days

KY - JULIAN CARROLL AIRPORT (JKL) -- 07/2017 to 06/2020

Year	Month	Heating	Cooling
2017	July	0	351
2017	August	0	246
2017	September	34	134
2017	October	200	59
2017	November	488	5
2017	December	884	0
2018	January	1,003	0
2018	February	506	8
2018	March	666	0
2018	April	399	13
2018	May	6	242
2018	June	0	296
Annual Totals		4,186	1,354
2018	July	0	339
2018	August	0	325
2018	September	9	256
2018	October	296	100
2018	November	664	0
2018	December	724	0
2019	January	912	0
2019	February	578	0
2019	March	642	0
2019	April	193	43
2019	May	55	166
2019	June	7	193
Annual Totals		4,080	1,422
2019	July	0	349
2019	August	0	330
2019	September	0	350
2019	October	180	77
2019	November	658	0
2019	December	661	0
2020	January	718	0
2020	February	633	0
2020	March	368	22
2020	April	330	9
2020	May	174	117
2020	June	2	241
Annual Totals		3,724	1,495