



Spencer County High School (Spencer County)

**Impact Kentucky Working Conditions Survey
2020 Impact Kentucky**



Report created by
Panorama Education



Summary

Topic Description	Results	Comparison
Educating All Students Faculty perceptions of their readiness to address issues of diversity.	66%	71% Kentucky High Schools 74% Kentucky 72% Spencer County
Feedback and Coaching Perceptions of the amount and quality of feedback faculty and staff receive.	44%	48% Kentucky High Schools 56% Kentucky 44% Spencer County
Managing Student Behavior	66%	62% Kentucky High Schools 65% Kentucky 67% Spencer County
Professional Learning Perceptions of the amount and quality of professional growth and learning opportunities available to faculty and staff.	54%	51% Kentucky High Schools 59% Kentucky 57% Spencer County
Resources Perceptions of the adequacy of the school's resources.	39%	45% Kentucky High Schools 46% Kentucky 41% Spencer County
School Climate Perceptions of the overall social and learning climate of the school.	61%	54% Kentucky High Schools 62% Kentucky 67% Spencer County
School Leadership Perceptions of the school leadership's effectiveness.	57%	60% Kentucky High Schools 66% Kentucky 57% Spencer County



Staff-Leadership Relationships

Perceptions of faculty and staff relationships with school leaders.

72%

73% Kentucky High Schools

76% Kentucky

68% Spencer County

39 responses



Educating All Students

Your average

66%

39 responses

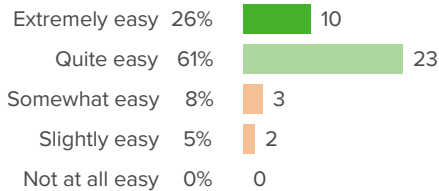
School Type average: **71%** Kentucky High Schools

State average: **74%** Kentucky

District average: **72%** Spencer County

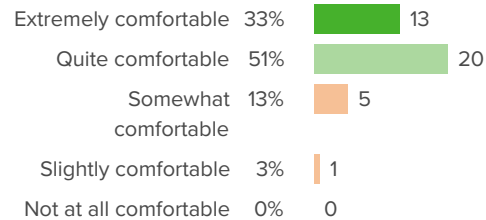
How did people respond?

Q.1: How easy do you find interacting with students at your school who are from a different cultural background than your own?



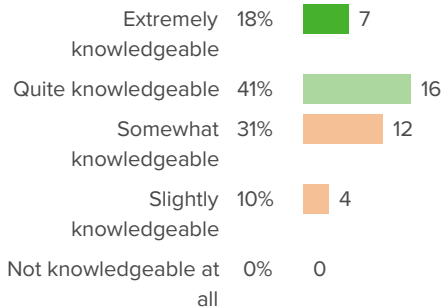
Favorable: **87%**

Q.2: How comfortable would you be incorporating new material about people from different backgrounds into your curriculum?



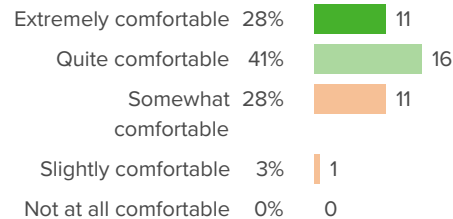
Favorable: **85%**

Q.3: How knowledgeable are you regarding where to find resources for working with students who have unique learning needs?



Favorable: **59%**

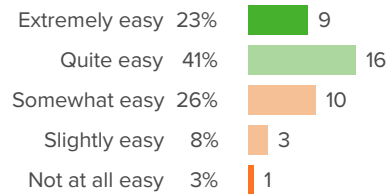
Q.4: If students from different backgrounds struggled to get along in your class, how comfortable would you be intervening?



Favorable: **69%**

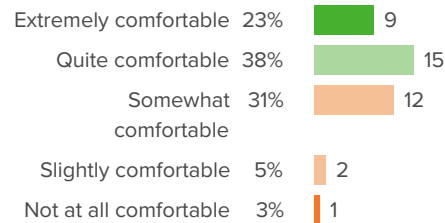


Q.5: How easy would it be for you to teach a class with groups of students from very different religions from each other?



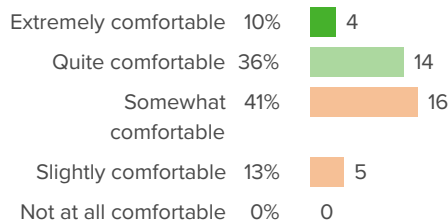
Favorable: **64%**

Q.6: In response to events that might be occurring in the world, how comfortable would you be having conversations about race with your students?



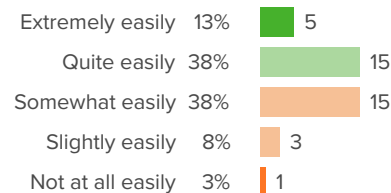
Favorable: **62%**

Q.7: How comfortable would you be having a student who could not communicate well with anyone in class because his/her home language was unique?



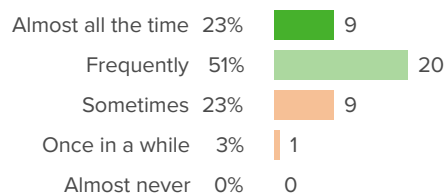
Favorable: **46%**

Q.8: When a sensitive issue of diversity arises in class, how easily can you think of strategies to address the situation?



Favorable: **51%**

Q.9: How often do teachers use assessment data to inform their instruction?



Favorable: **74%**



Feedback and Coaching

Your average

44%

39 responses

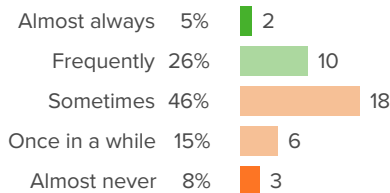
School Type average: **48%** Kentucky High Schools

State average: **56%** Kentucky

District average: **44%** Spencer County

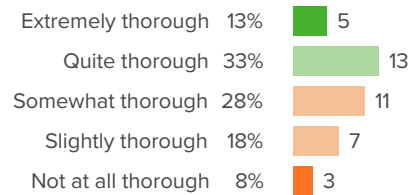
How did people respond?

Q.1: How often do you receive feedback on your teaching?



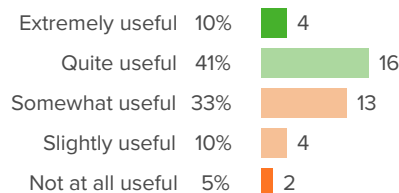
Favorable: **31%**

Q.2: At your school, how thorough is the feedback you receive in covering all aspects of your role as a teacher?



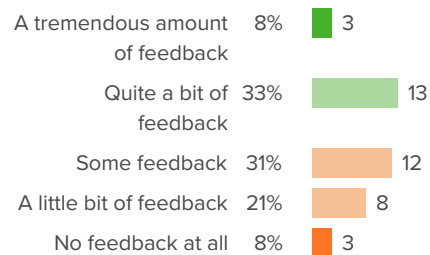
Favorable: **46%**

Q.3: How useful do you find the feedback you receive on your teaching?



Favorable: **51%**

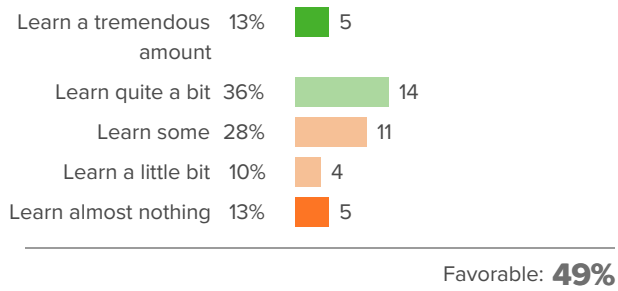
Q.4: How much feedback do you receive on your teaching?



Favorable: **41%**



Q.5: How much do you learn from the teacher evaluation processes at your school?





Managing Student Behavior

Your average

66%

39 responses

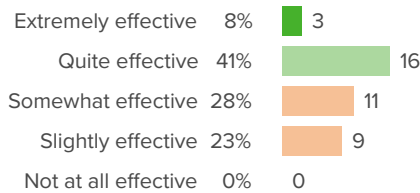
School Type average: **62%** Kentucky High Schools

State average: **65%** Kentucky

District average: **67%** Spencer County

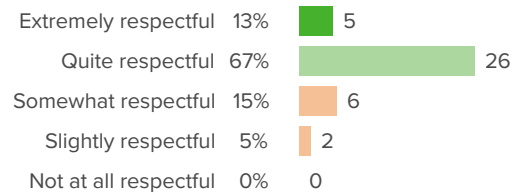
How did people respond?

Q.1: How effective are the school leaders at developing rules for students that facilitate their learning?



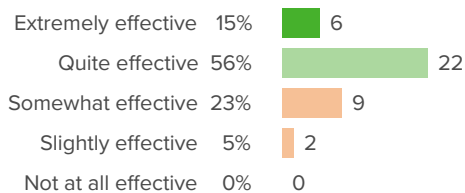
Favorable: **49%**

Q.2: How respectful are the relationships between teachers and students?



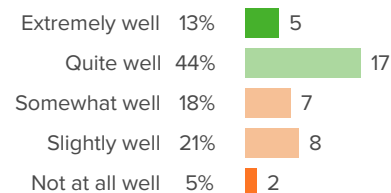
Favorable: **79%**

Q.3: How effective do you think you are at managing disruptive classes?



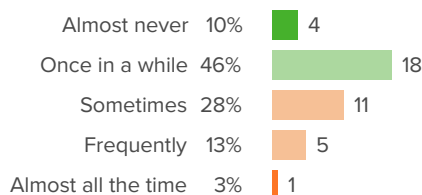
Favorable: **72%**

Q.4: How well do school administrators support teachers' classroom management efforts?



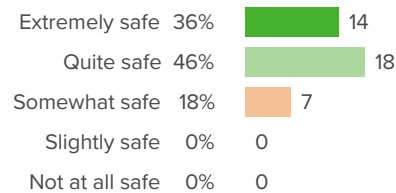
Favorable: **56%**

Q.5: How often does student misconduct disrupt the learning environment at your school?



Favorable: **56%**

Q.6: Overall, how safe is the school environment?



Favorable: **82%**



Professional Learning

Your average

54%

39 responses

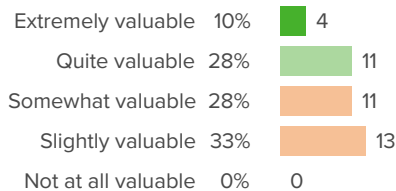
School Type average: **51%** Kentucky High Schools

State average: **59%** Kentucky

District average: **57%** Spencer County

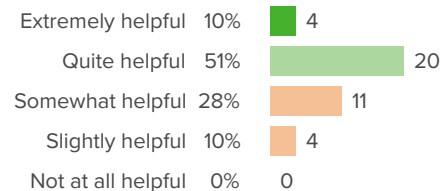
How did people respond?

Q.1: At your school, how valuable are the available professional development opportunities?



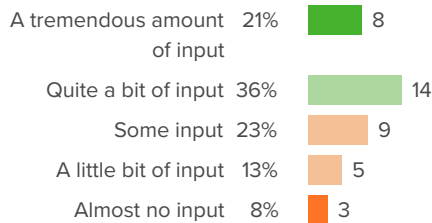
Favorable: **38%**

Q.2: How helpful are your colleagues' ideas for improving your teaching?



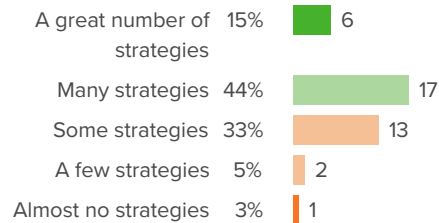
Favorable: **62%**

Q.3: How much input do you have into individualizing your own professional development opportunities?



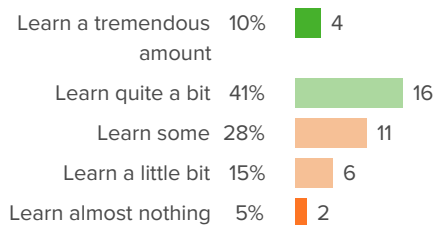
Favorable: **56%**

Q.4: Through working at your school, how many new teaching strategies have you learned?



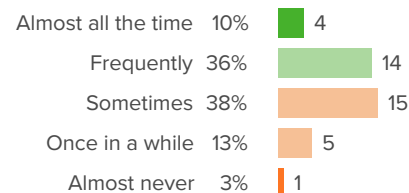
Favorable: **59%**

Q.5: Overall, how much do you learn about teaching from the leaders at your school?



Favorable: **51%**

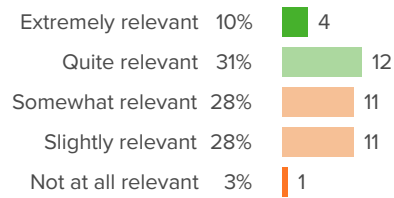
Q.6: How often do your professional development opportunities help you explore new ideas?



Favorable: **46%**

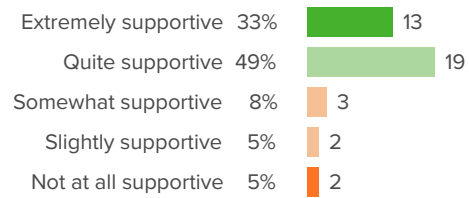


Q.7: How relevant have your professional development opportunities been to the content that you teach?



Favorable: **41%**

Q.8: Overall, how supportive has the school been of your growth as a teacher?



Favorable: **82%**



Resources

Your average

39%

39 responses

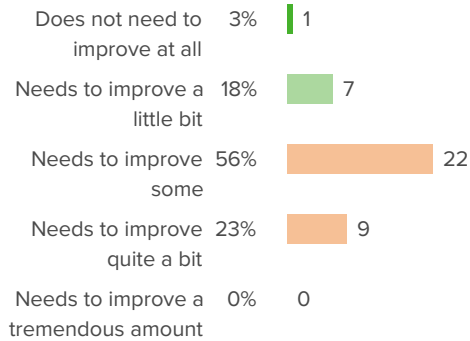
School Type average: **45%** Kentucky High Schools

State average: **46%** Kentucky

District average: **41%** Spencer County

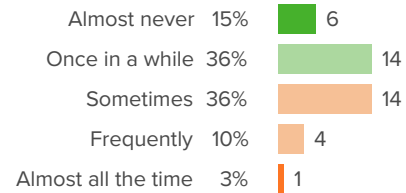
How did people respond?

Q.1: To what extent does the quality of the resources at your school need to improve?



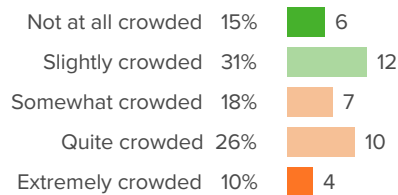
Favorable: **21%**

Q.2: When students need help from an adult, how often do they have to wait to get that help?



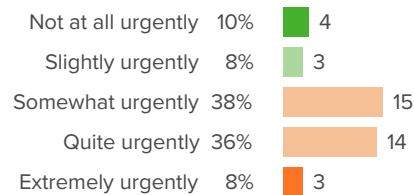
Favorable: **51%**

Q.3: At your school, how crowded do the learning spaces feel?



Favorable: **46%**

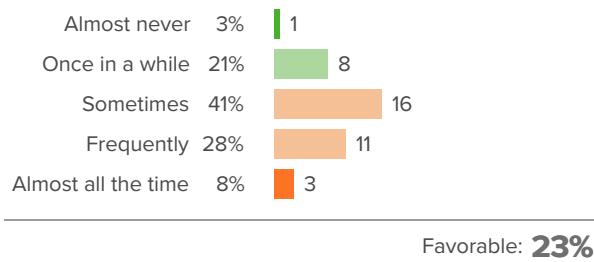
Q.4: How urgently does your school's technology need to be updated?



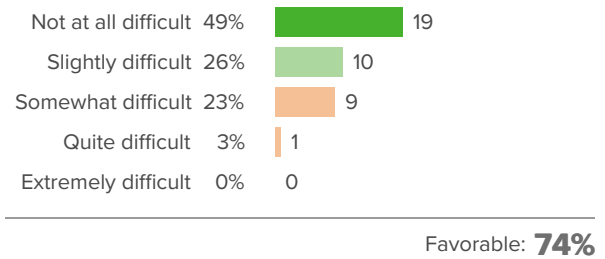
Favorable: **18%**



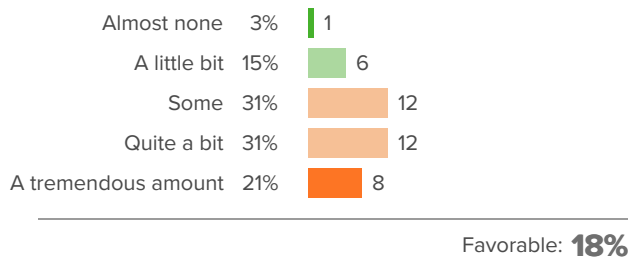
Q.5: How often do your school's facilities need repairs?



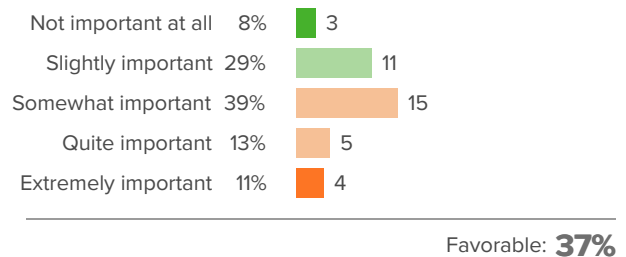
Q.6: For students who need extra support, how difficult is it for them to get the support that they need?



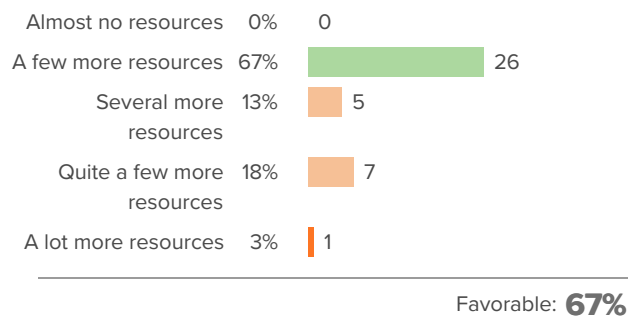
Q.7: How much of your own money do you spend on your classroom?



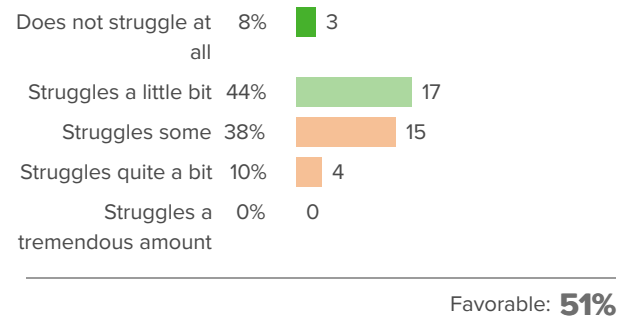
Q.8: How important is it for your school to hire more specialists to help students?



Q.9: How many more resources do you need to adequately support your students' learning?

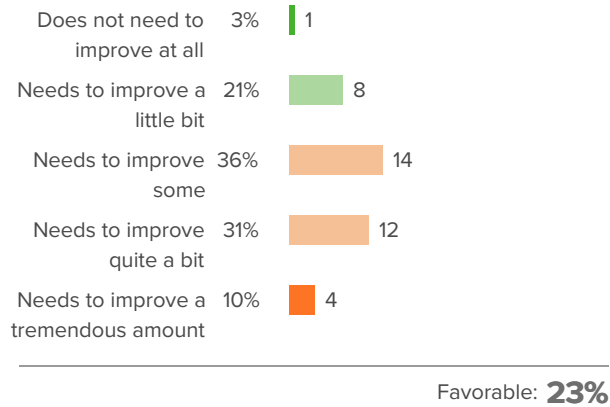


Q.10: Overall, how much does your school struggle due to a lack of resources?





Q.11: To what extent does the access to instructional technology, including computers, printers, software and Internet access at your school need to improve?





School Climate

Your average

61%

39 responses

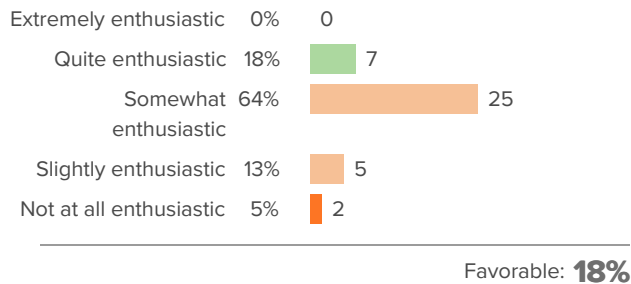
School Type average: **54%** Kentucky High Schools

State average: **62%** Kentucky

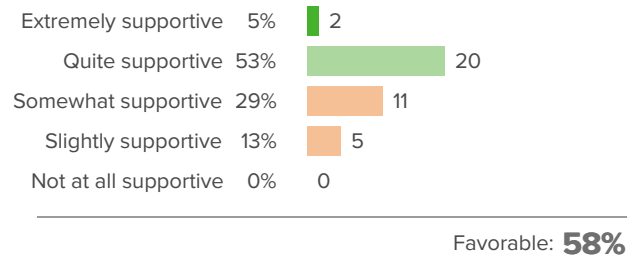
District average: **67%** Spencer County

How did people respond?

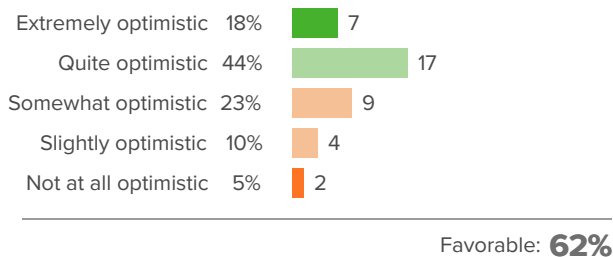
Q.1: On most days, how enthusiastic are the students about being at school?



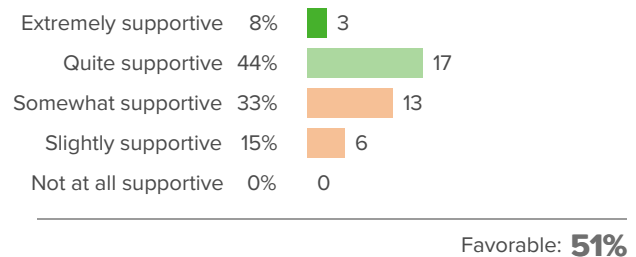
Q.2: When new initiatives to improve teaching are presented at your school, how supportive are your colleagues?



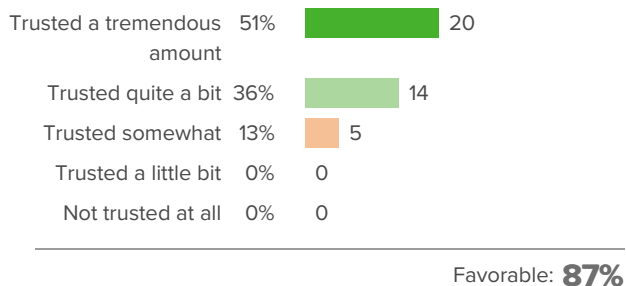
Q.3: How optimistic are you that your school will improve in the future?



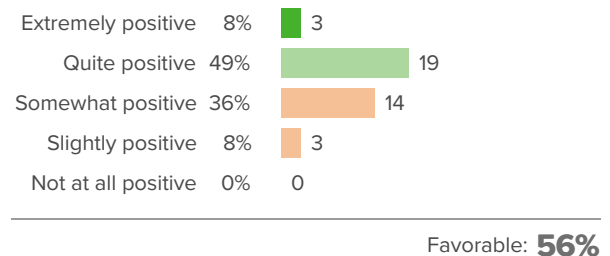
Q.4: How supportive are students in their interactions with each other?



Q.5: To what extent are teachers trusted to teach in the way they think is best?

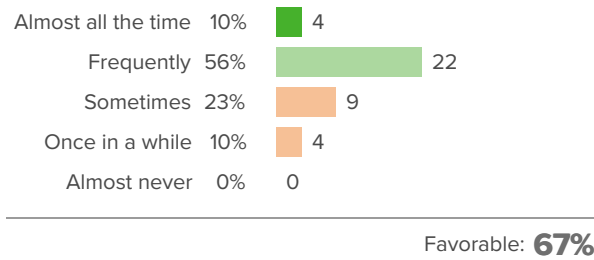


Q.6: How positive are the attitudes of your colleagues?

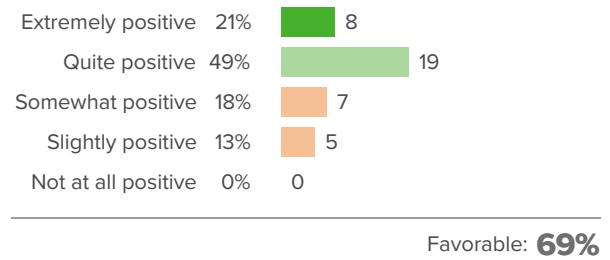




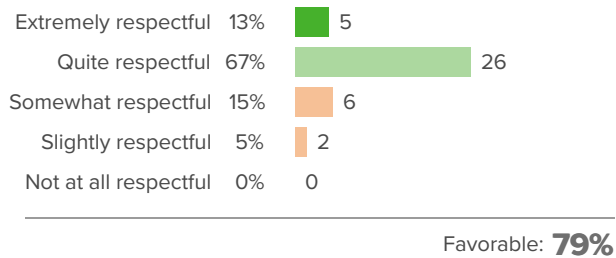
Q.7: How often do you see students helping each other without being prompted?



Q.8: Overall, how positive is the working environment at your school?



Q.9: How respectful are the relationships between teachers and students?





School Leadership

Your average

57%

39 responses

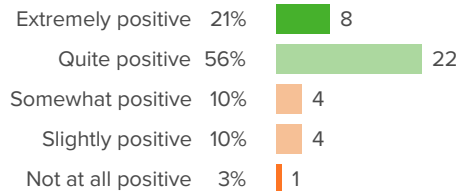
School Type average: **60%** Kentucky High Schools

State average: **66%** Kentucky

District average: **57%** Spencer County

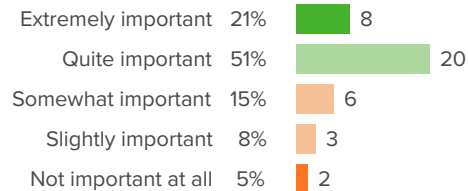
How did people respond?

Q.1: How positive is the tone that school leaders set for the culture of the school?



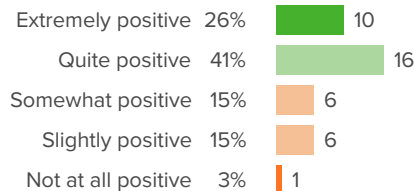
Favorable: **77%**

Q.2: For your school leaders, how important is teacher satisfaction?




Favorable: **72%**

Q.3: Overall, how positive is the influence of the school leaders on the quality of your teaching?



Favorable: **67%**

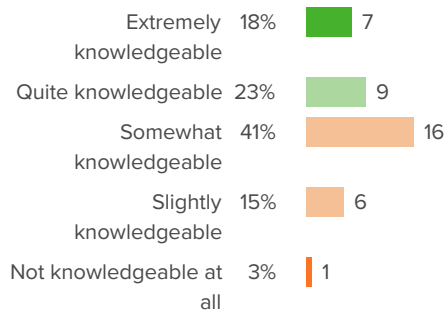
Q.4: How effectively do school leaders communicate important information to teachers?



Favorable: **51%**

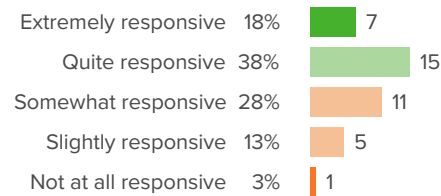


Q.5: How knowledgeable are your school leaders about what is going on in teachers' classrooms?



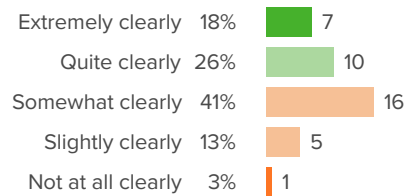
Favorable: **41%**

Q.6: How responsive are school leaders to your feedback?



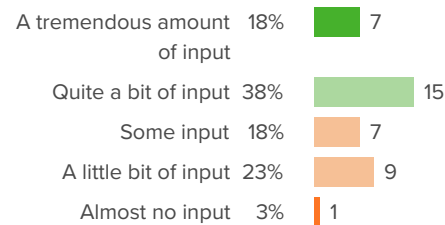
Favorable: **56%**

Q.7: How clearly do your school leaders identify their goals for teachers?



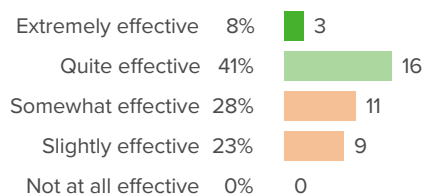
Favorable: **44%**

Q.8: When the school makes important decisions, how much input do teachers have?



Favorable: **56%**

Q.9: How effective are the school leaders at developing rules for students that facilitate their learning?



Favorable: **49%**



Staff-Leadership Relationships

Your average

72%

39 responses

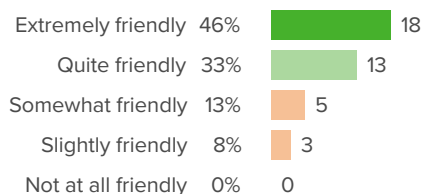
School Type average: **73%** Kentucky High Schools

State average: **76%** Kentucky

District average: **68%** Spencer County

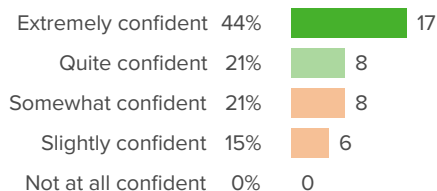
How did people respond?

Q.1: How friendly are your school leaders toward you?



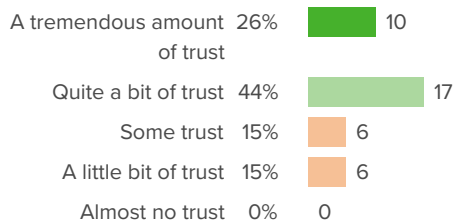
Favorable: **79%**

Q.2: How confident are you that your school leaders have the best interests of the school in mind?



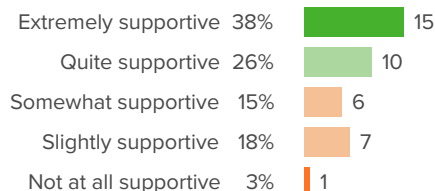
Favorable: **64%**

Q.3: How much trust exists between school leaders and faculty?



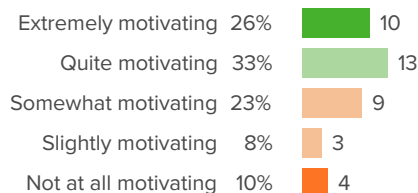
Favorable: **69%**

Q.4: When you face challenges at work, how supportive are your school leaders?



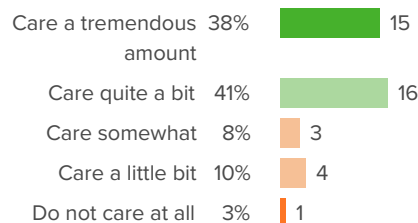
Favorable: **64%**

Q.5: At your school, how motivating do you find working with the leadership team?



Favorable: **59%**

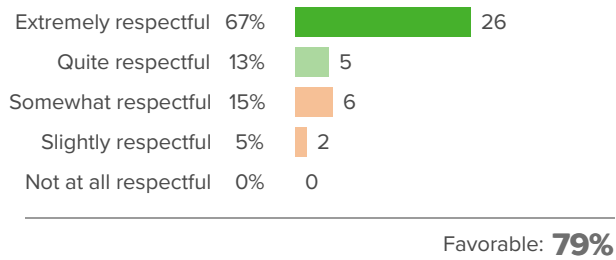
Q.6: How much do your school leaders care about you as an individual?



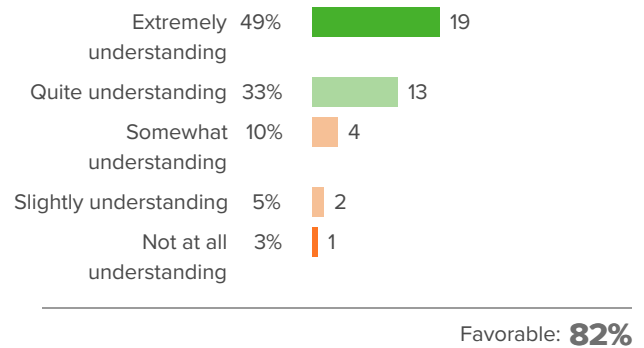
Favorable: **79%**



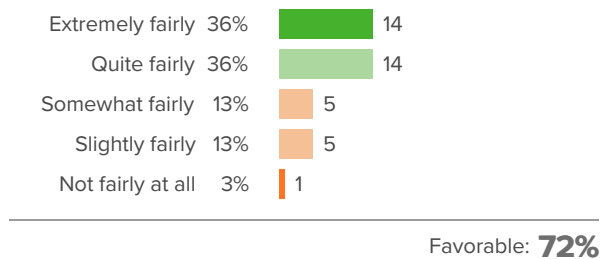
Q.7: How respectful are your school leaders towards you?



Q.8: When challenges arise in your personal life, how understanding are your school leaders?



Q.9: How fairly does the school leadership treat the faculty?

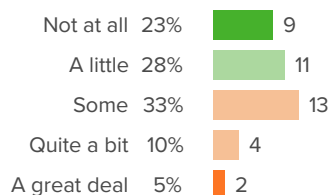




Other questions

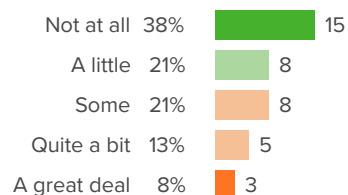
How did people respond? _____

Q.1: How concerned are you about the emotional well-being of your colleagues as a result of their work?



Favorable: **51%**

Q.2: How concerned are you about your own emotional well-being as a result of your work?



Favorable: **59%**