



FLOYD COUNTY BOARD OF EDUCATION

Danny Adkins, Superintendent

442 KY RT 550

Eastern, KY 41622

Telephone (606) 886-2354 Fax (606) 886-4550

www.floyd.kyschools.us

Sherry Robinson- Chair - District 5
William Newsome, Jr., Vice-Chair - District 3
Linda C. Gearheart, Member - District 1
Dr. Chandra Varia, Member- District 2
Rhonda Meade, Member - District 4

Student Support: Receive Utility Report for Prestonsburg High School.

Applicable Statue(s), etc.: N/A

Fiscal Budgetary Impact:

2017/2018 SY (July 17-June 18) \$214,784

2018/2019 SY (July 18-June 19) \$197,947

History / Background:

May 2020

Board received utility report for South Floyd Elementary School.

Staff Recommendation: To accept report as presented.

Contact Person:

Gregory Adams

Director of Facilities

(606) 874-9569


Director


Superintendent

DATE: June 22, 2020

Utility Report

June 22, 2020



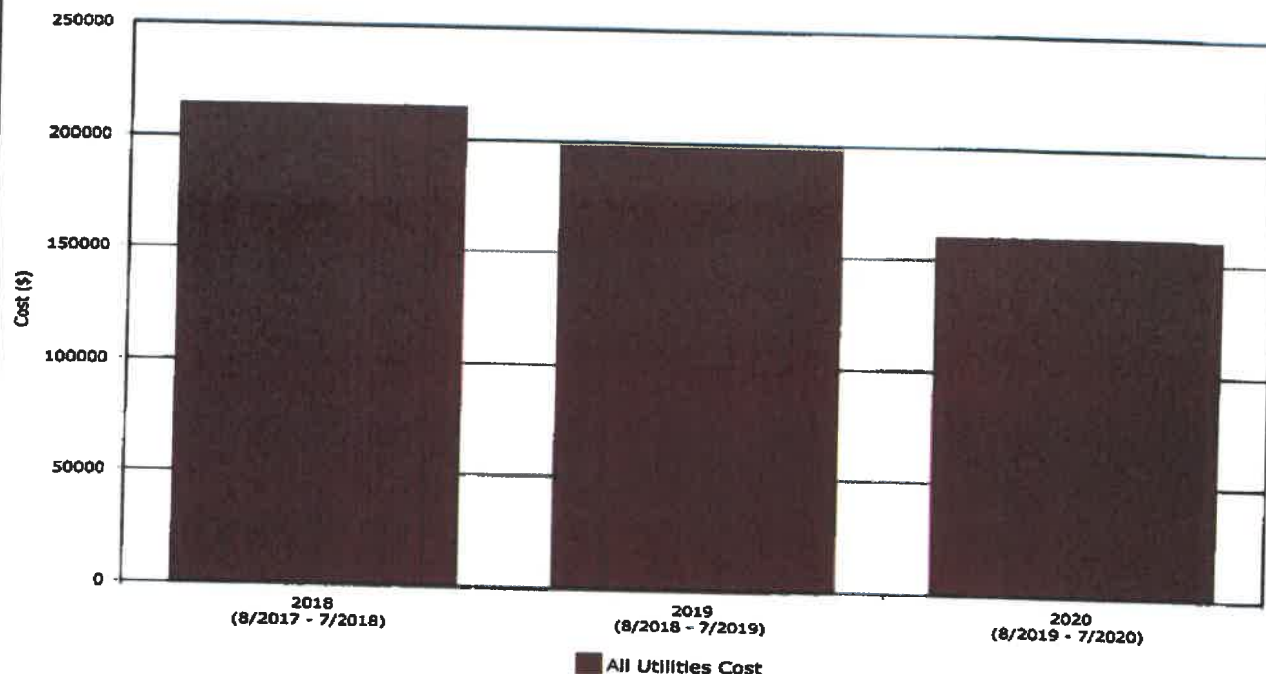
Prestonsburg High School

2017-2018 / 2018-2019

School Years



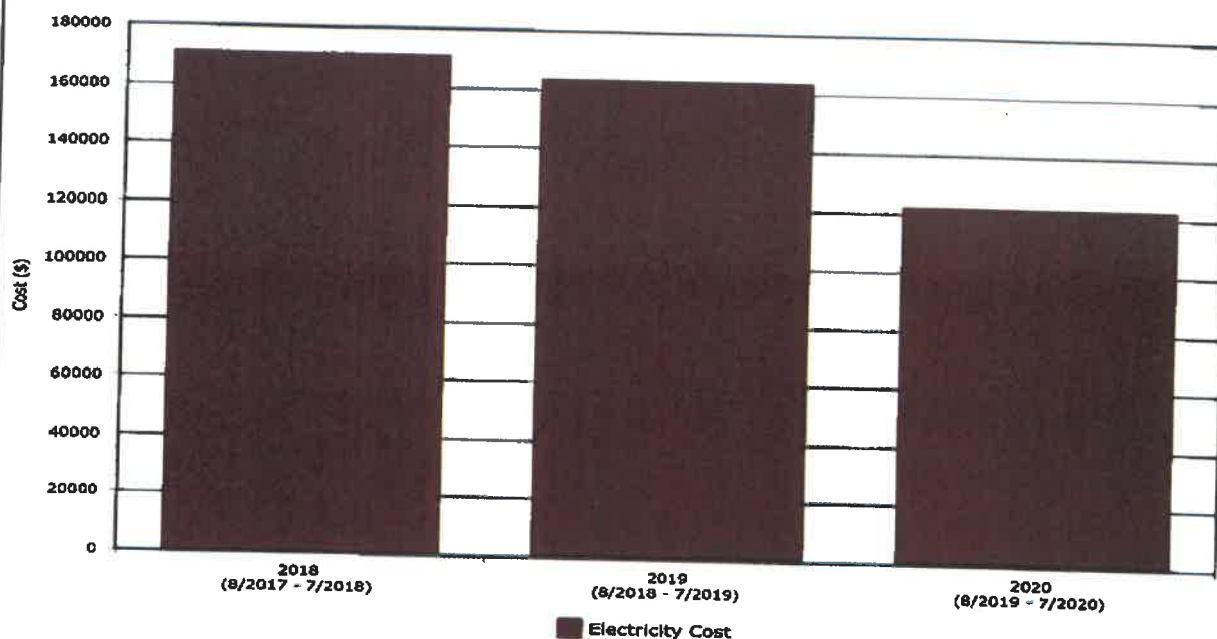
**Year-Over-Year Comparison Prestonsburg High School
Floyd County Board of Education
Selected Facilities -- 8/2017 to 7/2020**



**Year-Over-Year Comparison
Floyd County Board of Education
Selected Facilities -- 8/2017 to 7/2020**

Period	All Utilities Cost
2018	\$214,784
2019	\$197,947
2020	\$160,772

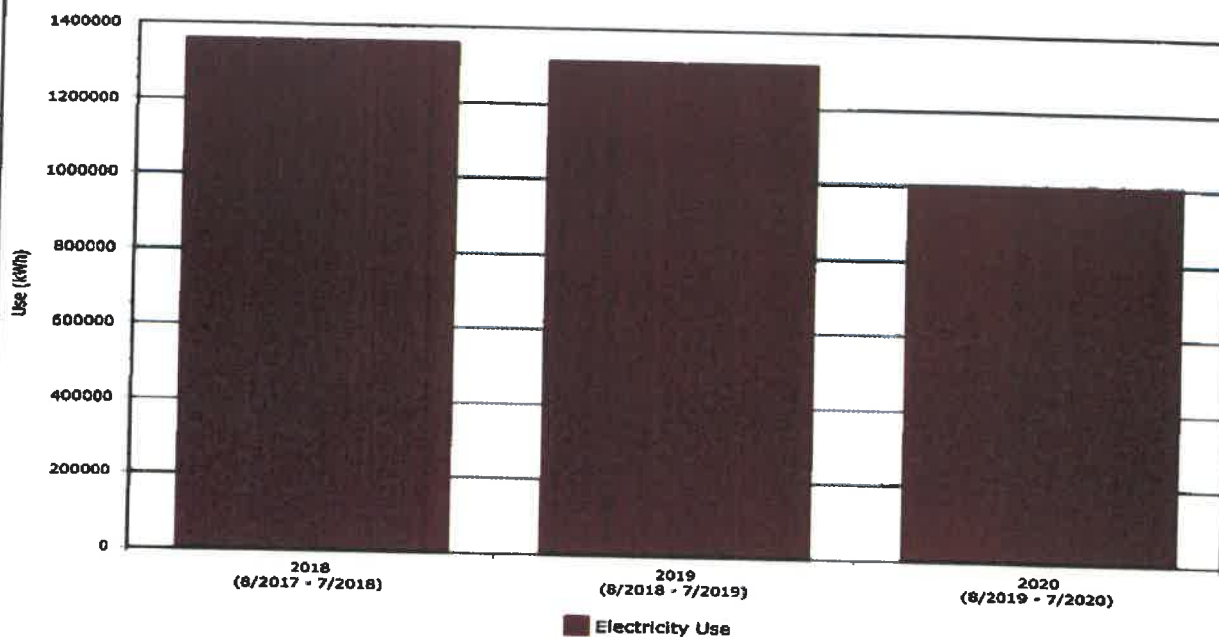
**Year-Over-Year Comparison Prestonsburg High School
Floyd County Board of Education
Selected Facilities -- 8/2017 to 7/2020**



**Year-Over-Year Comparison
Floyd County Board of Education
Selected Facilities -- 8/2017 to 7/2020**

Period	Electricity Cost
2018	\$171,142
2019	\$163,509
2020	\$122,662

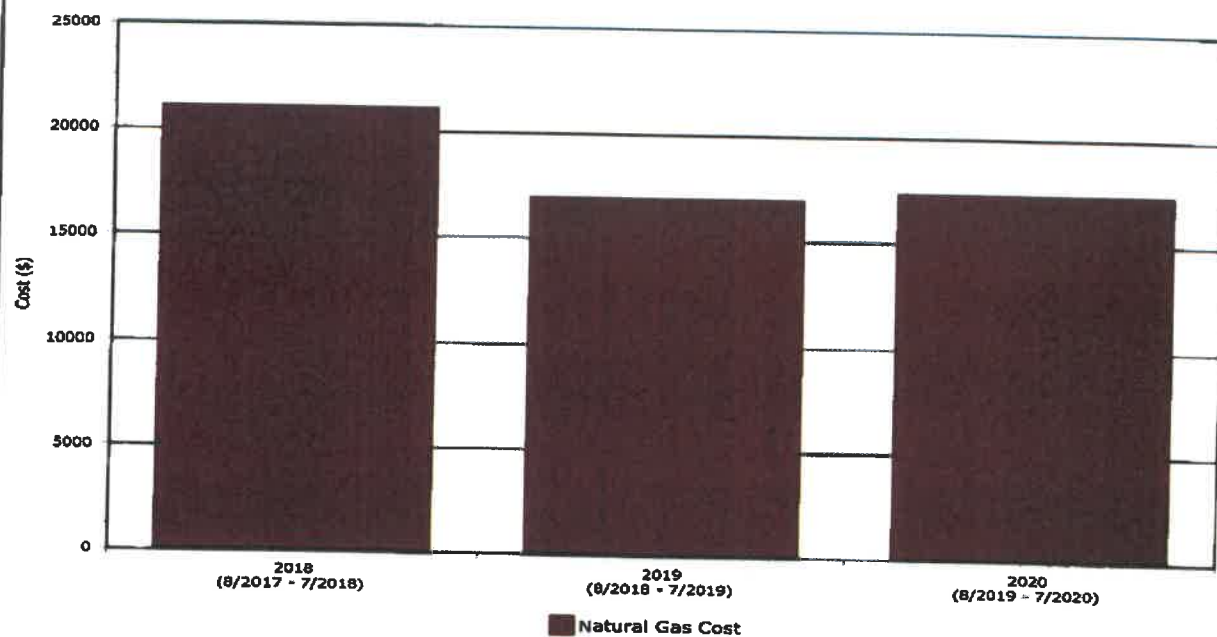
**Year-Over-Year Comparison Prestonsburg High School
Floyd County Board of Education
Selected Facilities -- 8/2017 to 7/2020**



**Year-Over-Year Comparison
Floyd County Board of Education
Selected Facilities -- 8/2017 to 7/2020**

Period	Electricity Use (kWh)
2018	1,361,355
2019	1,317,226
2020	1,004,919

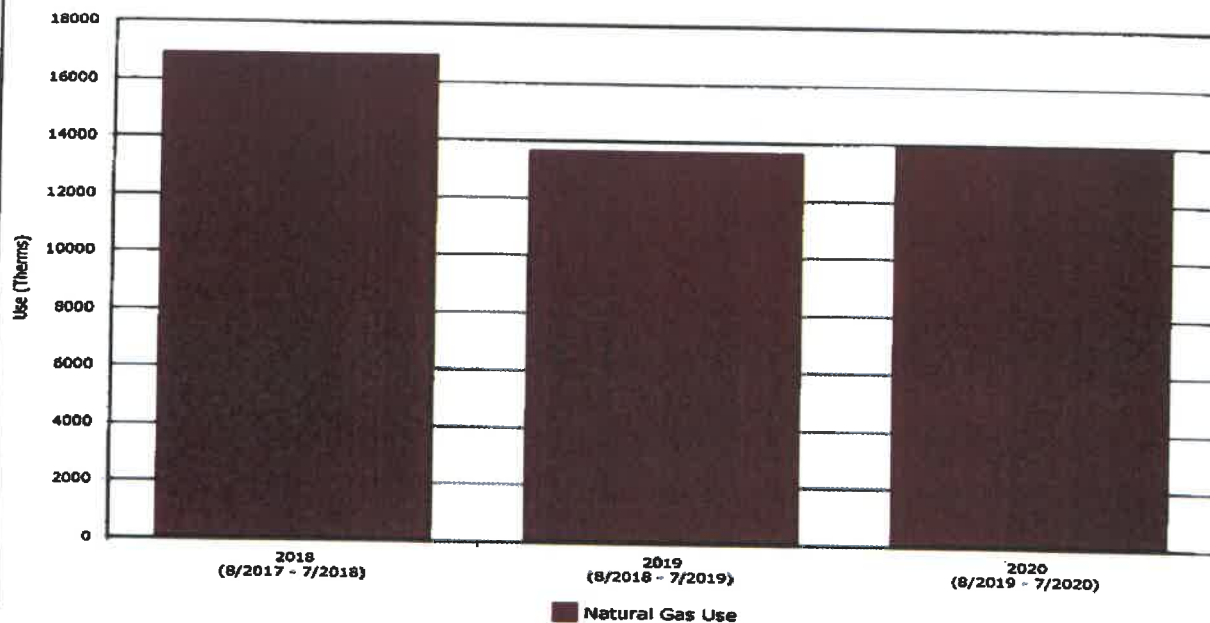
**Year-Over-Year Comparison Prestonsburg High School
Floyd County Board of Education
Selected Facilities -- 8/2017 to 7/2020**



**Year-Over-Year Comparison
Floyd County Board of Education
Selected Facilities -- 8/2017 to 7/2020**

Period	Natural Gas Cost
2018	\$21,119
2019	\$17,030
2020	\$17,454

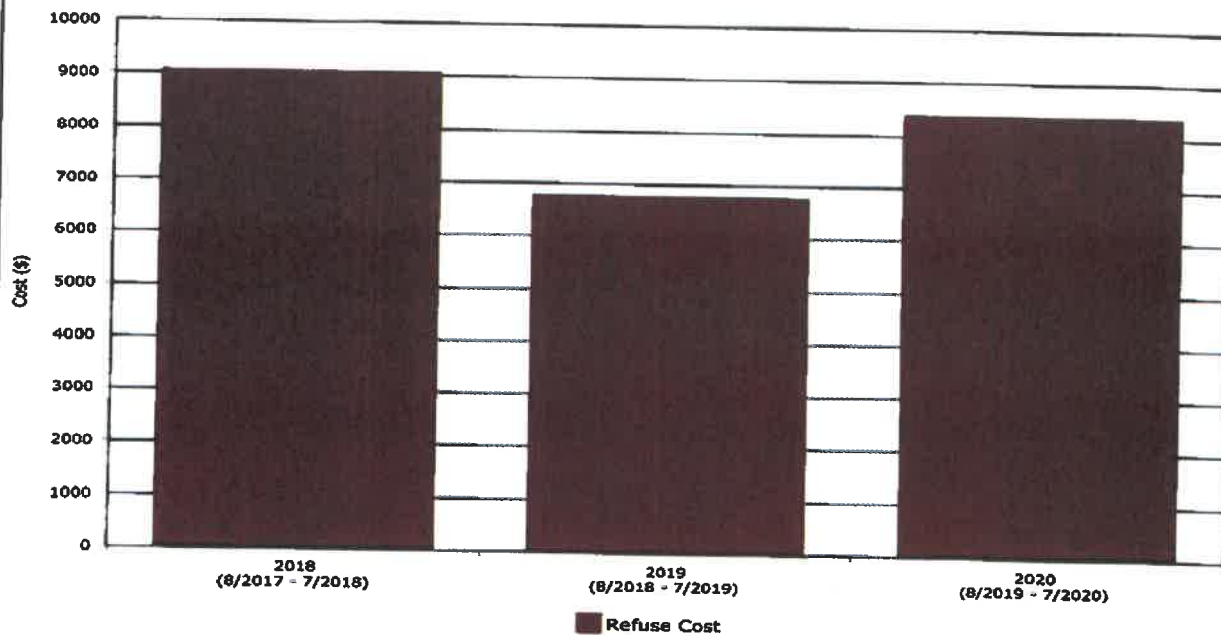
**Year-Over-Year Comparison Prestonsburg High School
Floyd County Board of Education
Selected Facilities -- 8/2017 to 7/2020**



**Year-Over-Year Comparison
Floyd County Board of Education
Selected Facilities -- 8/2017 to 7/2020**

Period	Natural Gas Use (Therms)
2018	16,941
2019	13,662
2020	14,001

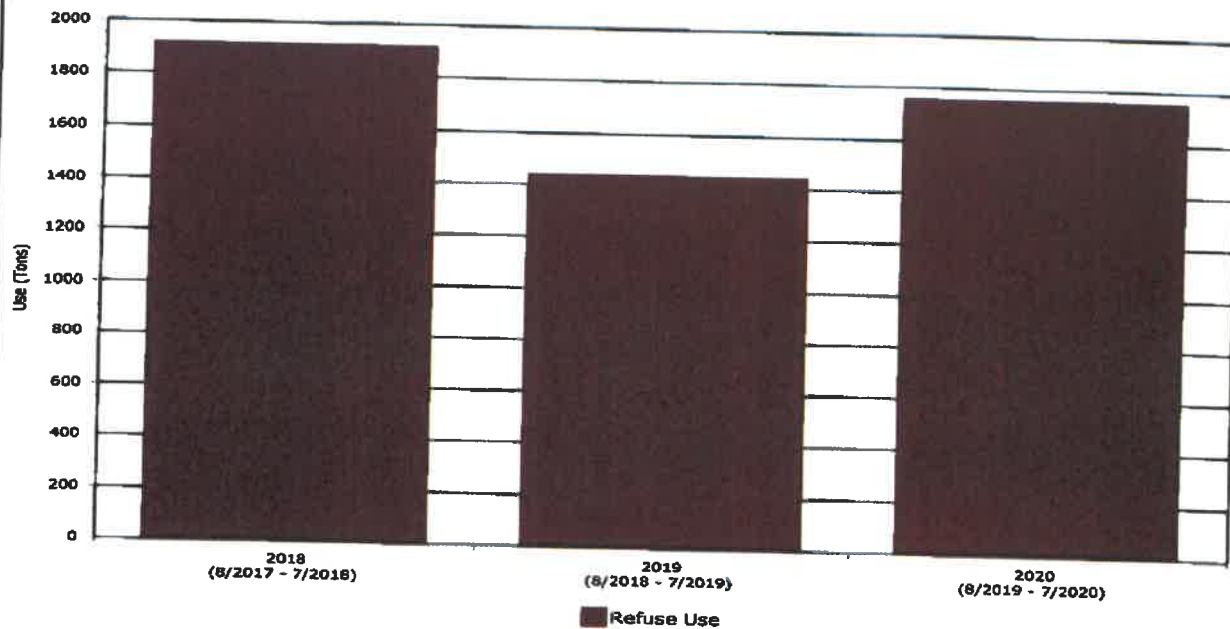
Year-Over-Year Comparison Prestonsburg High School
Floyd County Board of Education
Selected Facilities -- 8/2017 to 7/2020



Year-Over-Year Comparison
Floyd County Board of Education
Selected Facilities -- 8/2017 to 7/2020

Period	Refuse Cost
2018	\$9,060
2019	\$6,795
2020	\$8,395

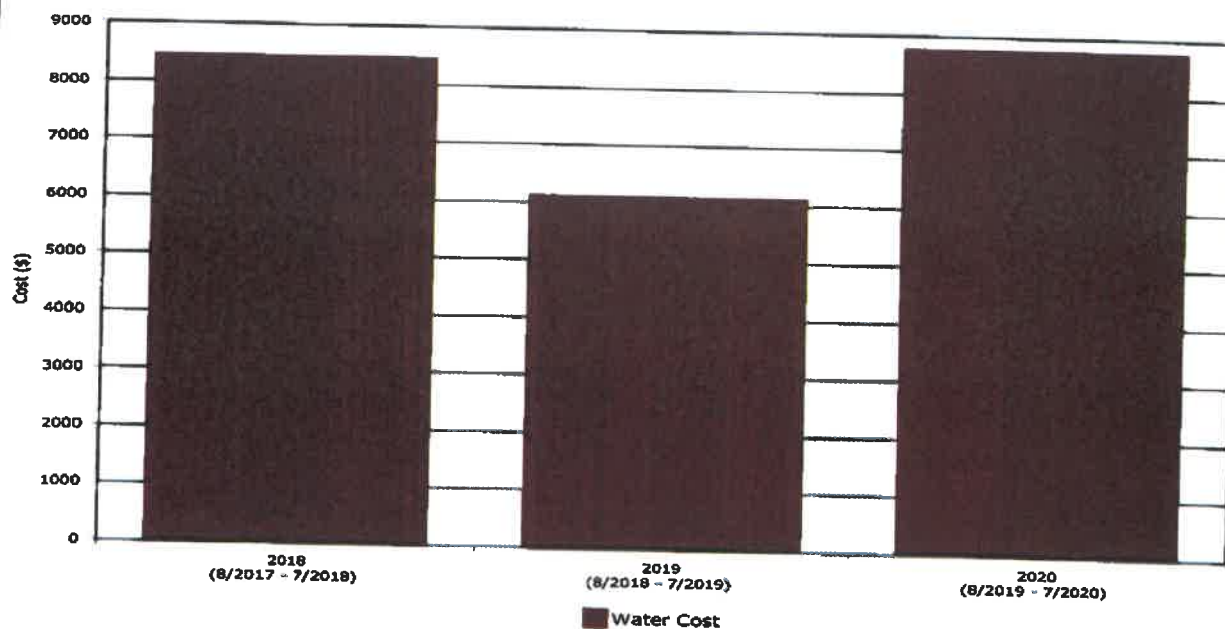
**Year-Over-Year Comparison Prestonsburg High School
Floyd County Board of Education
Selected Facilities -- 8/2017 to 7/2020**



**Year-Over-Year Comparison
Floyd County Board of Education
Selected Facilities -- 8/2017 to 7/2020**

Period	Refuse Use (Tons)
2018	1,920
2019	1,440
2020	1,760

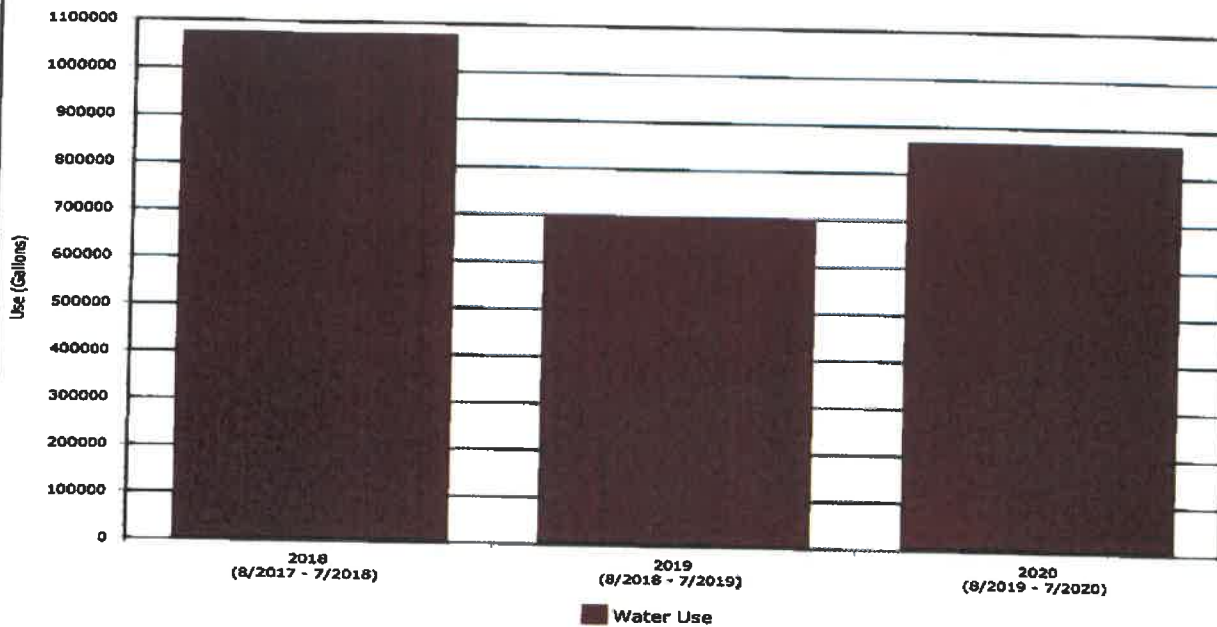
**Year-Over-Year Comparison Prestonsburg High School
Floyd County Board of Education
Selected Facilities -- 8/2017 to 7/2020**



**Year-Over-Year Comparison
Floyd County Board of Education
Selected Facilities -- 8/2017 to 7/2020**

Period	Water Cost
2018	\$8,469
2019	\$6,133
2020	\$8,799

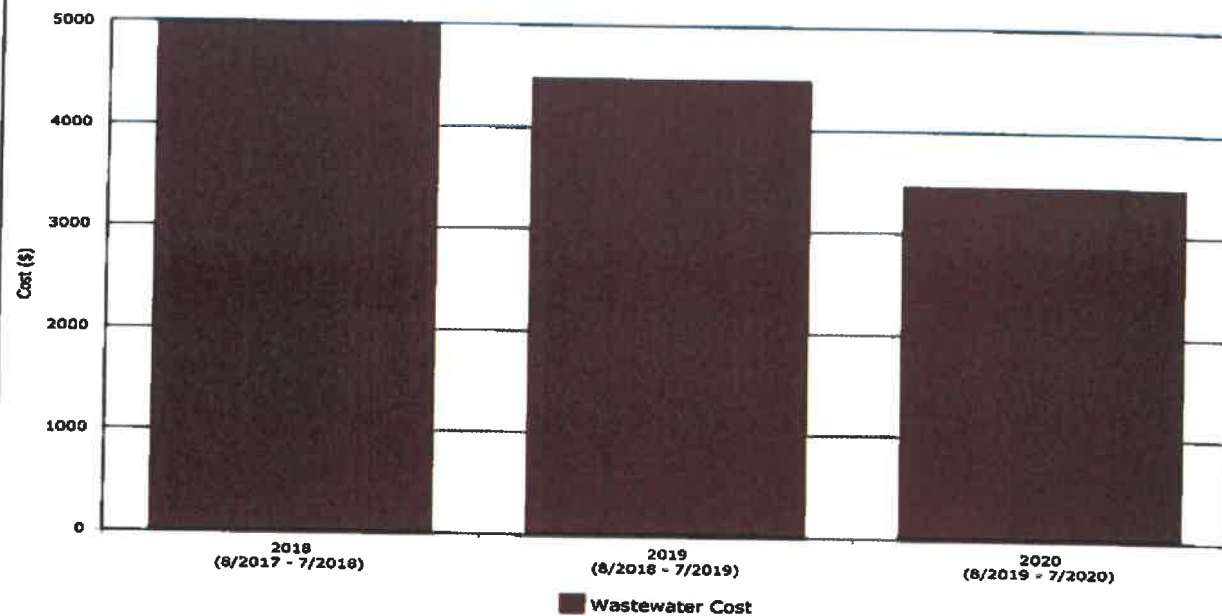
**Year-Over-Year Comparison Prestonsburg High School
Floyd County Board of Education
Selected Facilities -- 8/2017 to 7/2020**



**Year-Over-Year Comparison
Floyd County Board of Education
Selected Facilities -- 8/2017 to 7/2020**

Period	Water Use (Gallons)
2018	1,076,400
2019	694,900
2020	868,000

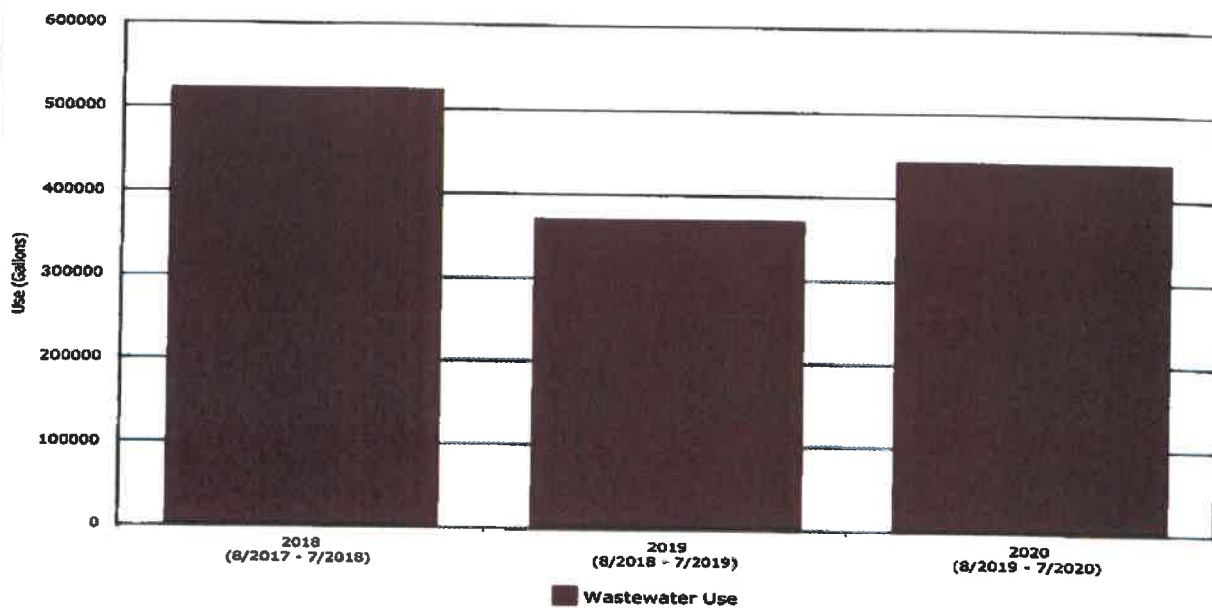
Year-Over-Year Comparison Prestonsburg High School
Floyd County Board of Education
Selected Facilities -- 8/2017 to 7/2020



Year-Over-Year Comparison
Floyd County Board of Education
Selected Facilities -- 8/2017 to 7/2020

Period	Wastewater Cost
2018	\$4,995
2019	\$4,480
2020	\$3,462

**Year-Over-Year Comparison Prestonsburg High School
Floyd County Board of Education
Selected Facilities -- 8/2017 to 7/2020**



**Year-Over-Year Comparison
Floyd County Board of Education
Selected Facilities -- 8/2017 to 7/2020**

Period	Wastewater Use (Gallons)
2018	522,800
2019	369,900
2020	443,000

Monthly Heating and Cooling Degree Days

KY - JULIAN CARROLL AIRPORT (JKL) -- 07/2017 to 06/2020

Year	Month	Heating Degree Days	Cooling Degree Days
2017	July	0	351
2017	August	0	246
2017	September	34	134
2017	October	200	59
2017	November	488	5
2017	December	884	0
2018	January	1,003	0
2018	February	506	8
2018	March	666	0
2018	April	399	13
2018	May	6	242
2018	June	0	296
Annual Totals		4,186	1,354
2018	July	0	339
2018	August	0	325
2018	September	9	256
2018	October	296	100
2018	November	664	0
2018	December	724	0
2019	January	912	0
2019	February	578	0
2019	March	642	0
2019	April	193	43
2019	May	55	166
2019	June	7	193
Annual Totals		4,080	1,422
2019	July	0	349
2019	August	0	330
2019	September	0	350
2019	October	180	77
2019	November	619	0
2019	December	661	0
2020	January	718	0
2020	February	633	0
2020	March	126	0
2020	April	0	0
2020	May	0	0
2020	June	0	0
Annual Totals		2,937	1,106