


TENTATIVE BUDGET FY 2020-21


including COVID19 impact to FY20



*Jefferson County Public Schools
May 12, 2020 Work Session*


COVID19 Impact - Possible Savings in FY20

Description	FY20 Estimated Savings
Salaries	\$ 1,500,000
Professional Development	\$ 2,000,000
Construction Services (Maintenance)	\$ 1,500,000
Contract Bus Services	\$ 200,000
Equipment – vehicles, software	\$ 2,500,000
Electricity	\$ 1,000,000




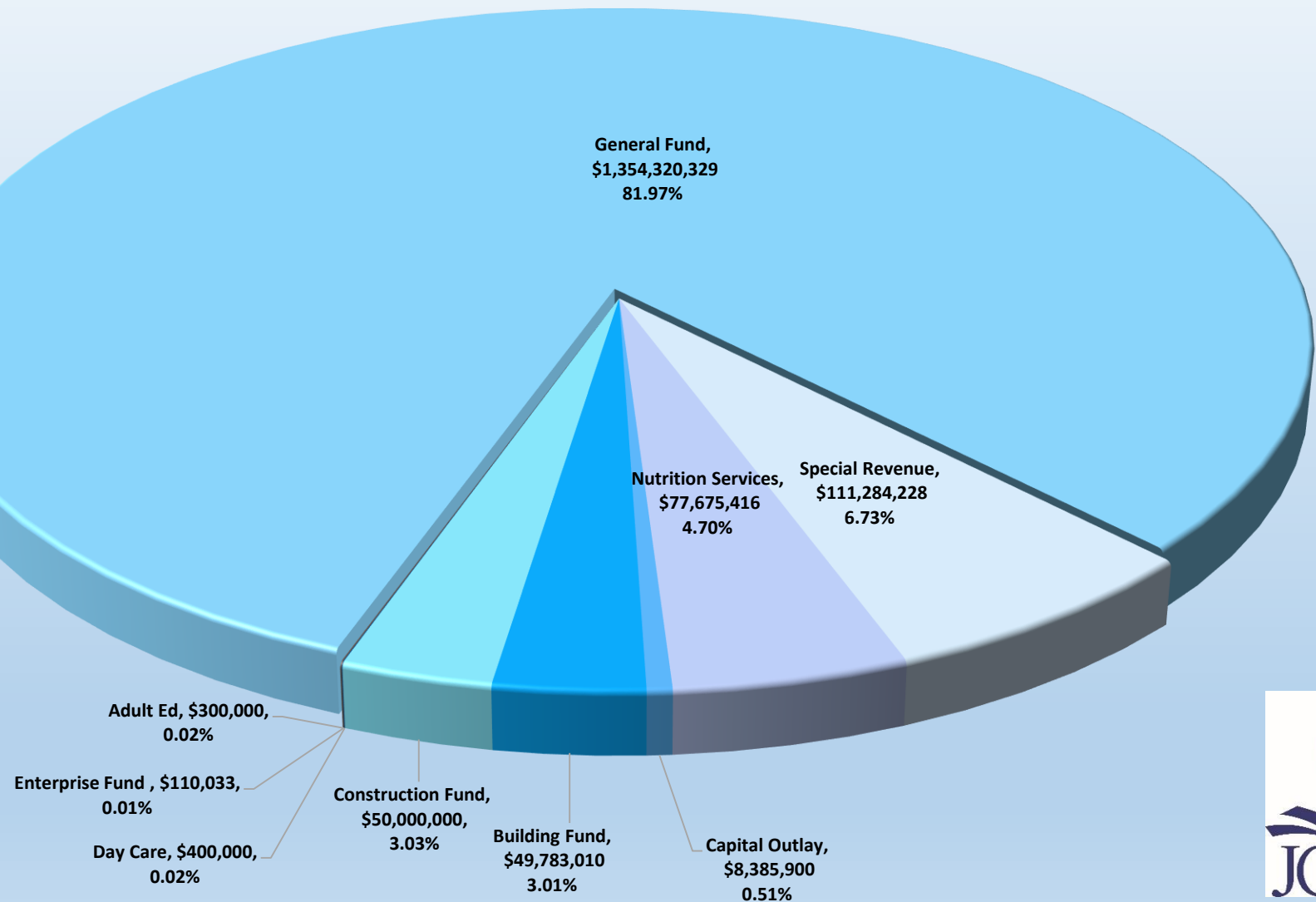
COVID19 Impact - FY20 Estimated Costs to date

Description	Estimated Costs
Shipping Chromebooks	\$ 485,000
Chromebook distribution	\$ 58,000
Printing NTI documents	\$ 93,961
Lessons & Choice Boards distribution	\$ 27,000
Hot Spot purchase & distribution budget	\$ 871,200
Revenue Decrease Interest Income Budget	\$ 1,000,000
Revenue Impact – Occupational Taxes	\$ 8,290,000

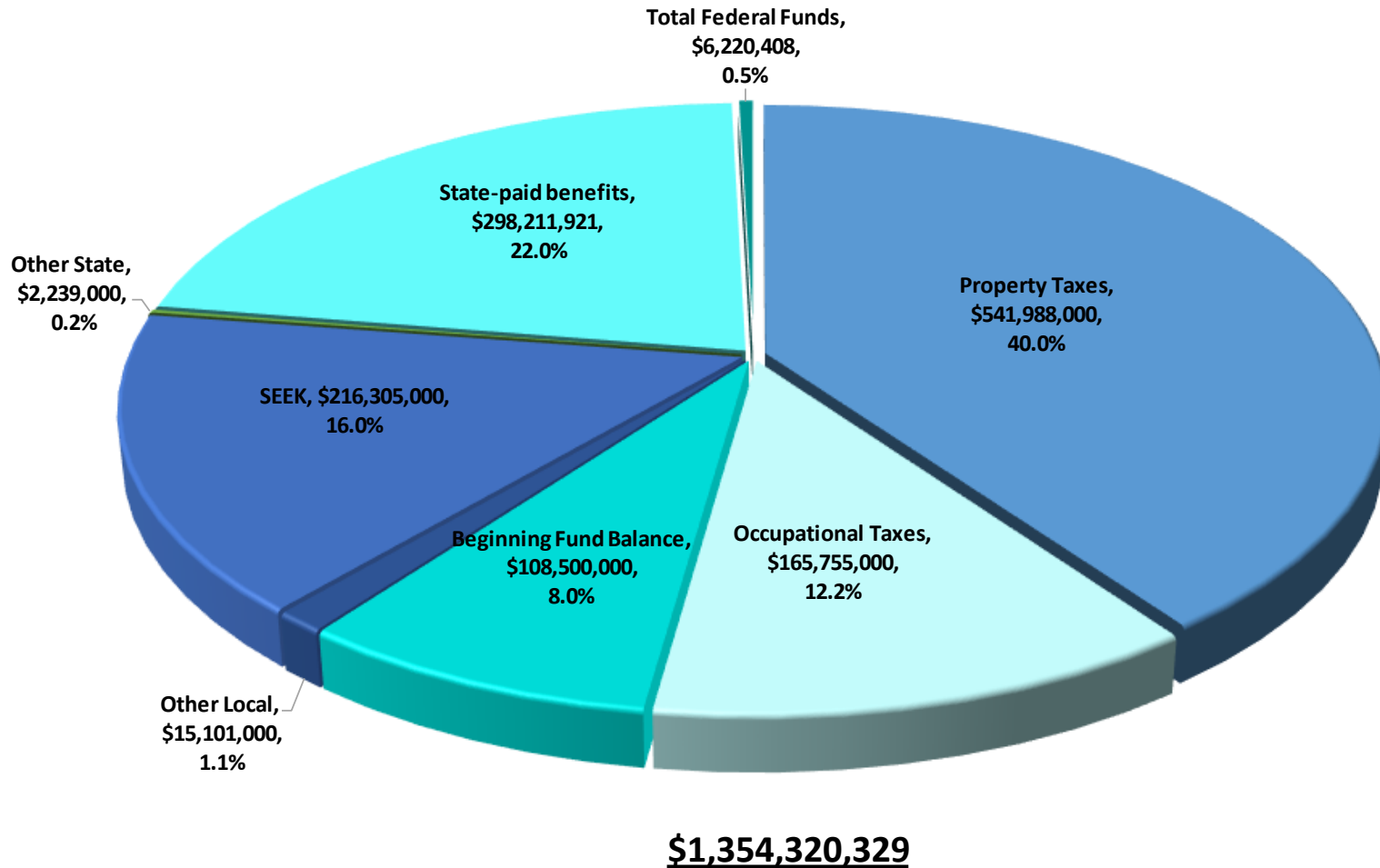


Total Revenue FY21 TENTATIVE Budget

\$1,652,258,916




General Fund Revenue FY 21 TENTATIVE Budget



FY21 Draft Budget vs FY21 Tentative Budget


Item	Draft Budget	Tentative Budget	Change from Draft to Tentative Budget
Occupational Tax Revenue	4% increase	0% increase	\$15.25 million decrease
Property Assessments	4% increase	3.48% increase	No change in revenue projection
Interest Income	\$4 million	\$1.4 million	\$2.6 million decrease
State SEEK		\$4,000 per pupil	\$4.87 million decrease
CERS employer rate	12% increase	0% increase	\$4 million cost reduction



FY 2020-21 REVENUE PROJECTION CHANGE
DRAFT BUDGET compared to TENTATIVE BUDGET


in 000's

	<u>DRAFT BUDGET</u>	<u>TENTATIVE BUDGET</u>	<u>CHANGE</u>
LOCAL REVENUE			
Total Property Taxes	541,988	541,988	0
Occupational Taxes	181,005	165,755	-15,250
Interest	4,000	1,400	-2,600
Other Local	13,701	13,701	0
sub-total	<u>740,694</u>	<u>722,844</u>	<u>-17,850</u>
STATE REVENUE			
SEEK	221,170	216,305	-4,865
Other state	2,239	2,239	0
sub-total	<u>223,409</u>	<u>218,544</u>	<u>-4,865</u>
FEDERAL REVENUE	6,177	6,220	43
Total Federal Funds			
Total General Fund Revenue	970,280	947,608	-22,672




Draft Budget Priorities included:

- Steps - \$11.9 million in General Fund
- Grace James Academy of Excellence -\$1.8 million (plus \$300,000 in start-up)
- W.E.B. DuBois Academy - add 8th grade - \$800,000
- ESL - fifteen additional teachers - \$993,000
- Athletic Facilities Improvement - \$250,000
- Teacher Retention & Classified Employee Pipeline - \$212,500
- Teacher Residency Program start-up costs - \$200,000
- Student Technology Leadership Program - \$137,000
- JCHS Shelby Campus - \$118,221
- High needs schools increased support - \$377,000



Tentative Budget Priorities added

- Teacher Residency Program - \$1.8 million
- Annual Facilities Improvement fund \$1.6 million (\$7.5 million total)
- School Safety- \$1.4 million (\$2.4 million total)
- Compassionate School Program - \$1.2 million
- ECE Classrooms (8 new classrooms) - \$1.1 million
- ECE organizational chart board approved - \$1.0 million
- Backpack League Teacher Program - \$500,000 (\$1.7 million total investment)
- Additional support for high needs schools - \$329,000
- PD Management System – \$89,000 (\$104,000 total)
- Gifted / Talented Program - \$50,000 (\$272,000 total)
- Student Apprenticeships in Vehicle Maintenance - \$50,000
- Student technology (TBD based on federal stabilization funding)
- Additional student learning time (TBD based on federal stabilization funding)



FY21 TENTATIVE BUDGET

(includes projected Federal Stabilization Funds)

REVENUE

Total	1,354,320,329
less state-paid benefits (aka "on behalf")	-298,211,921
less state revenue for on-line network	-650,000
less fund balance	-108,500,000
Net Receipts	<u>946,958,408</u>

EXPENSES

Total	1,354,320,329
less contingency code	-33,379,681
less state-paid benefits (aka "on behalf")	-298,211,921
less expense item for on-line network	-650,000
Net Expenses	<u>1,022,078,727</u>

Expected savings


Vacancy Credit	-30,000,000
Savings in CERS	-4,000,000
ECE Transportation reimb	-400,000
e-Rate	-743,000

Projected Expenses	<u><u>986,935,727</u></u>
--------------------	---------------------------

Projected Fund Balance Usage	-39,977,319
------------------------------	-------------

PLUS Projected Federal Stabilization	28,000,000
--------------------------------------	------------

Net Projected Fund Balance Usage	-11,977,319
----------------------------------	-------------



NEXT STEPS IN BUDGET PROCESS

- May 26th – Submission of Tentative budget for approval
- September 1st – Board approves tax rates for FY21
- September 15th – Work Session FY21 Working Budget
- September 29th – Submit Working Budget for approval

