

FLOYD COUNTY BOARD OF EDUCATION
Danny Adkins, Superintendent
442 KY RT 550
Eastern, KY 41622
Telephone (606) 886-2354 Fax (606) 886-4550
www.floyd.kyschools.us

Sherry Robinson- Chair - District 5
William Newsome, Jr., Vice-Chair - District 3
Linda C. Gearheart, Member - District 1
Dr. Chandra Varia, Member- District 2
Rhonda Meade, Member - District 4

Student Support: Receive Utility Report for South Floyd Elementary.

Applicable Statue(s), etc.: N/A

Fiscal Budgetary Impact:

2017/2018 SY (July 17-June 18) \$234,824

2018/2019 SY (July 18-June 19) \$185,364

History / Background:


March 2020

Board received utility report for Prestonsburg Elementary School.

Staff Recommendation: To accept report as presented.

Contact Person:
Gregory Adams
Director of Facilities
(606) 874-9569


Director


Superintendent

DATE: April 27, 2020

Utility Report

April 20, 2020



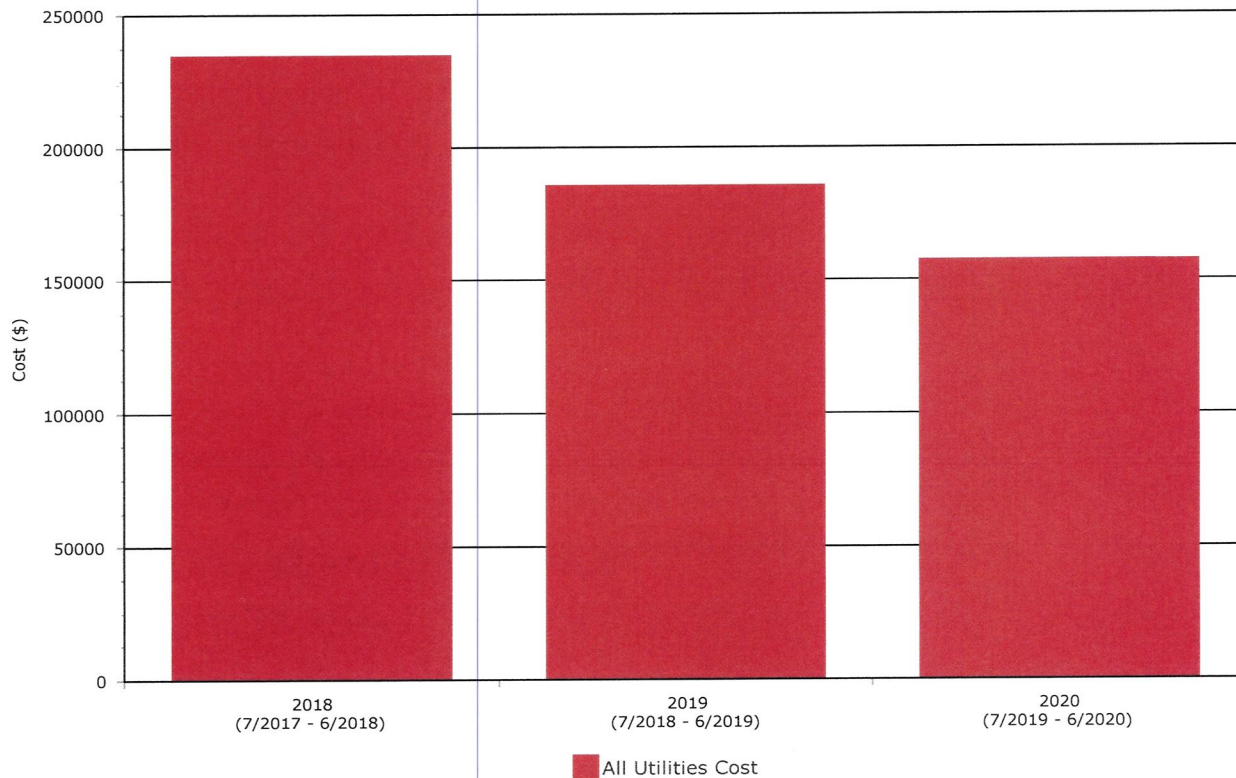
South Floyd Elementary

2017-2018/ 2018-2019

School Years



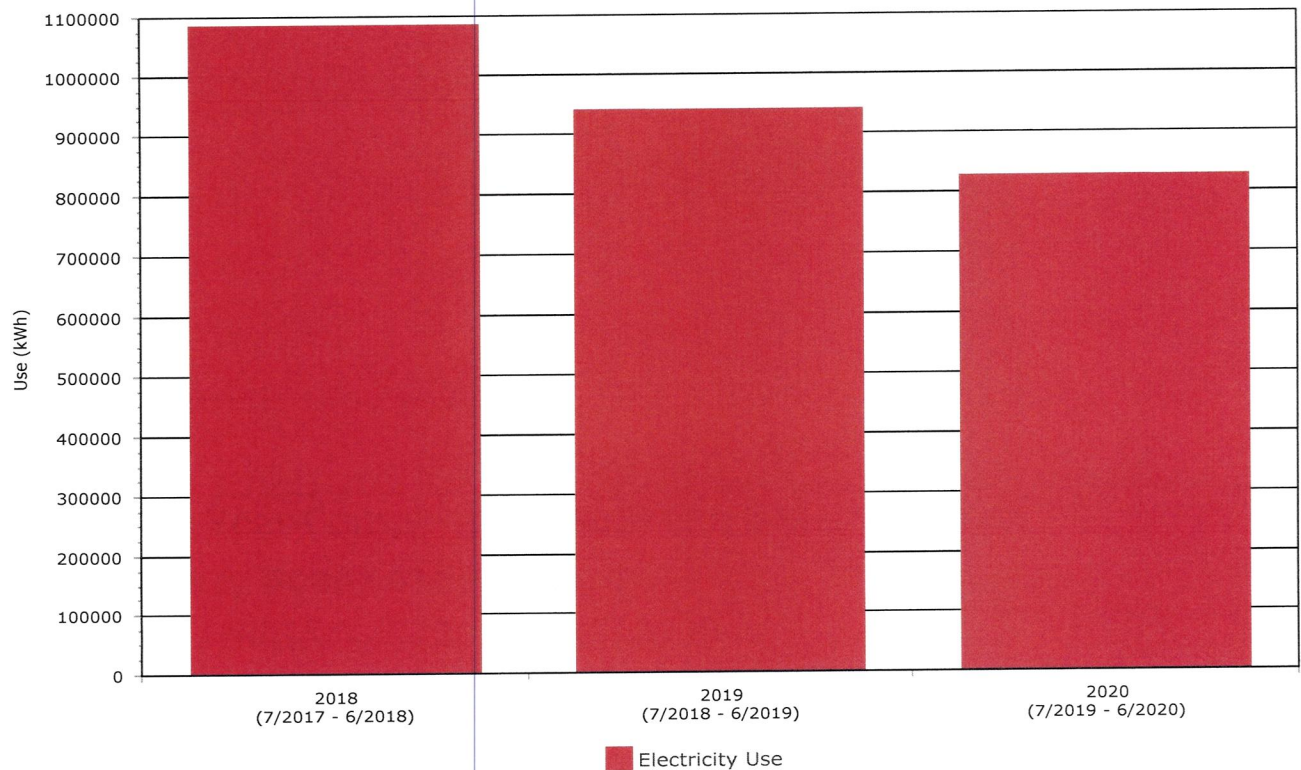
**Year-Over-Year Comparison South Floyd Elementary
Floyd County Board of Education
Selected Facilities -- 7/2017 to 6/2020**



**Year-Over-Year Comparison
Floyd County Board of Education
Selected Facilities -- 7/2017 to 6/2020**

Period	All Utilities Cost
2018	\$234,821
2019	\$185,364
2020	\$157,521

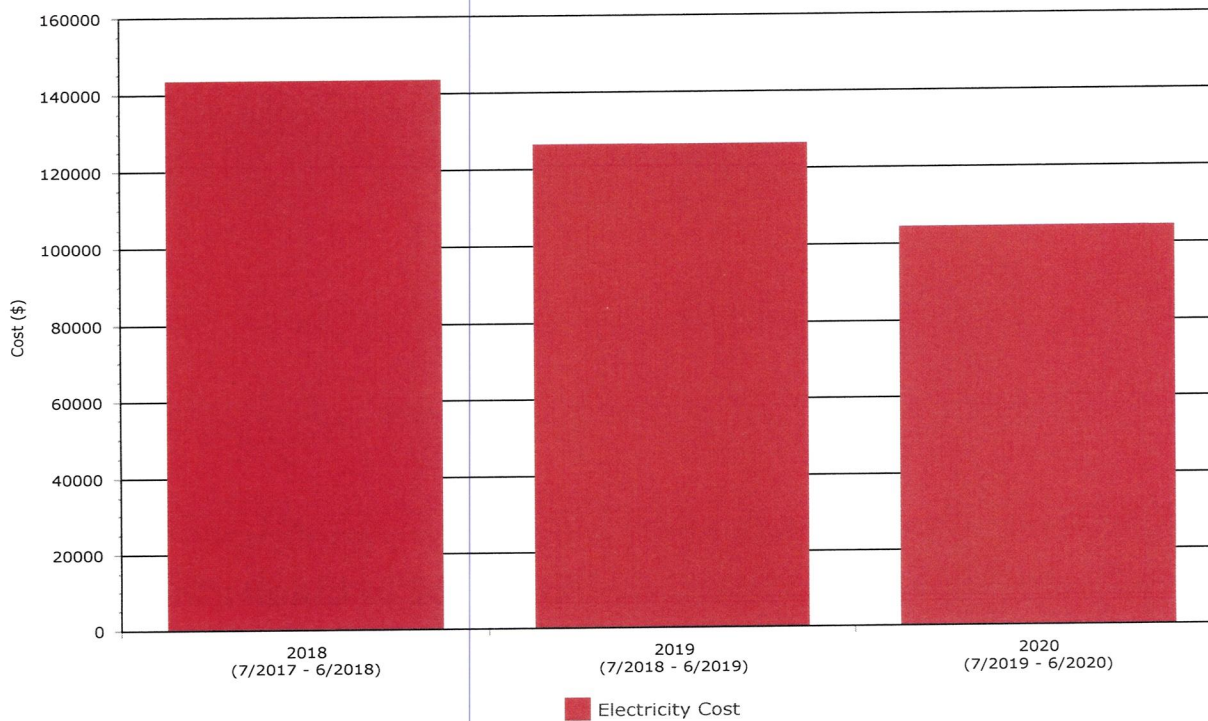
**Year-Over-Year Comparison South Floyd Elementary
Floyd County Board of Education
Selected Facilities -- 7/2017 to 6/2020**



**Year-Over-Year Comparison
Floyd County Board of Education
Selected Facilities -- 7/2017 to 6/2020**

Period	Electricity Use (kWh)
2018	1,085,477
2019	940,750
2020	827,962

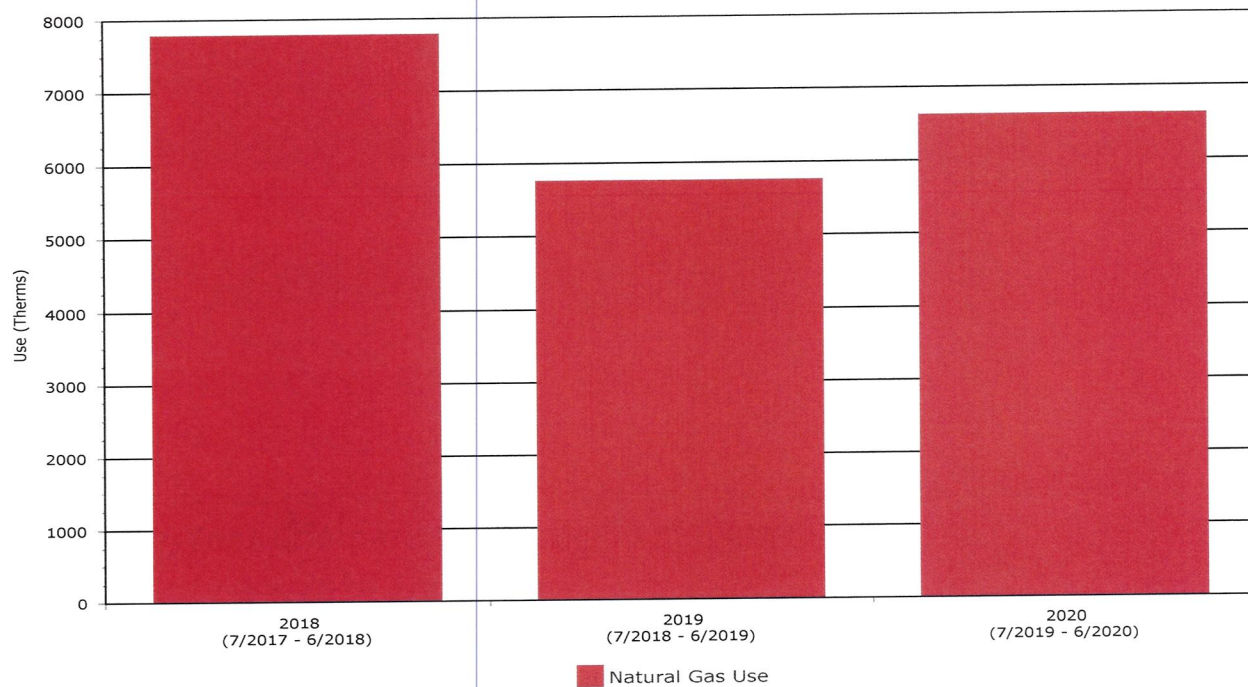
Year-Over-Year Comparison South Floyd Elementary
Floyd County Board of Education
Selected Facilities -- 7/2017 to 6/2020



Year-Over-Year Comparison
Floyd County Board of Education
Selected Facilities -- 7/2017 to 6/2020

Period	Electricity Cost
2018	\$143,270
2019	\$126,647
2020	\$104,458

Year-Over-Year Comparison South Floyd Elementary
Floyd County Board of Education
Selected Facilities -- 7/2017 to 6/2020

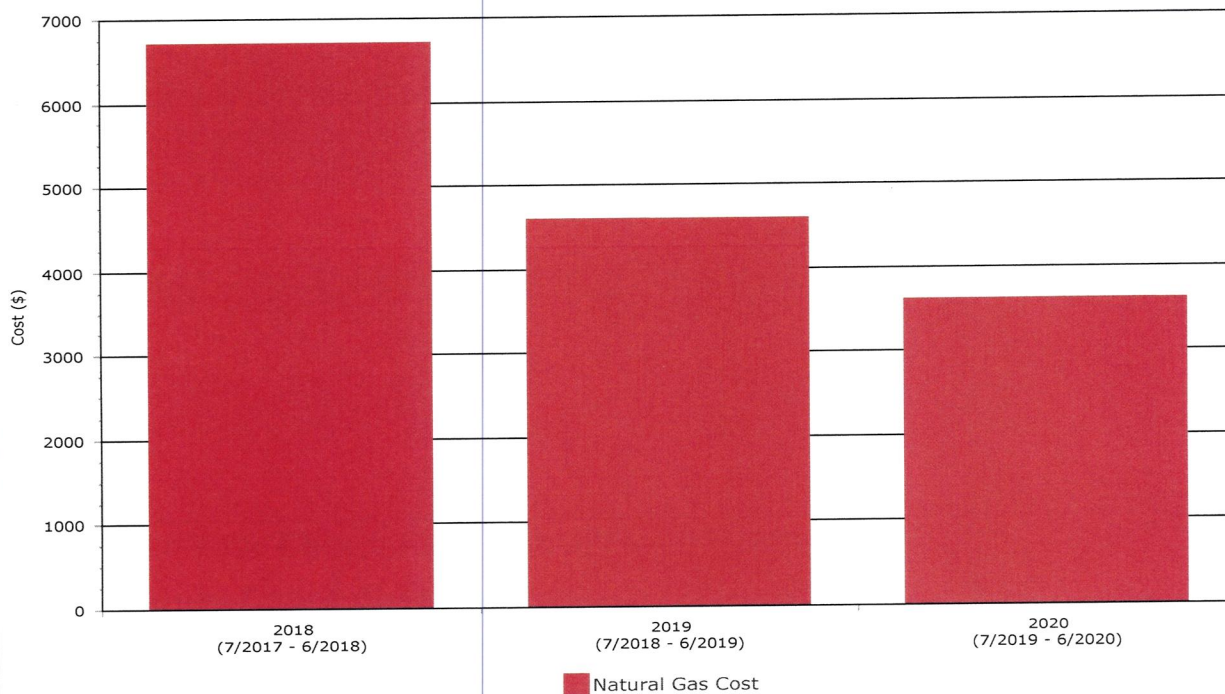


Year-Over-Year Comparison
Floyd County Board of Education
Selected Facilities -- 7/2017 to 6/2020
Period

Natural Gas Use (Therms)

2018	7,793
2019	5,766
2020	6,624

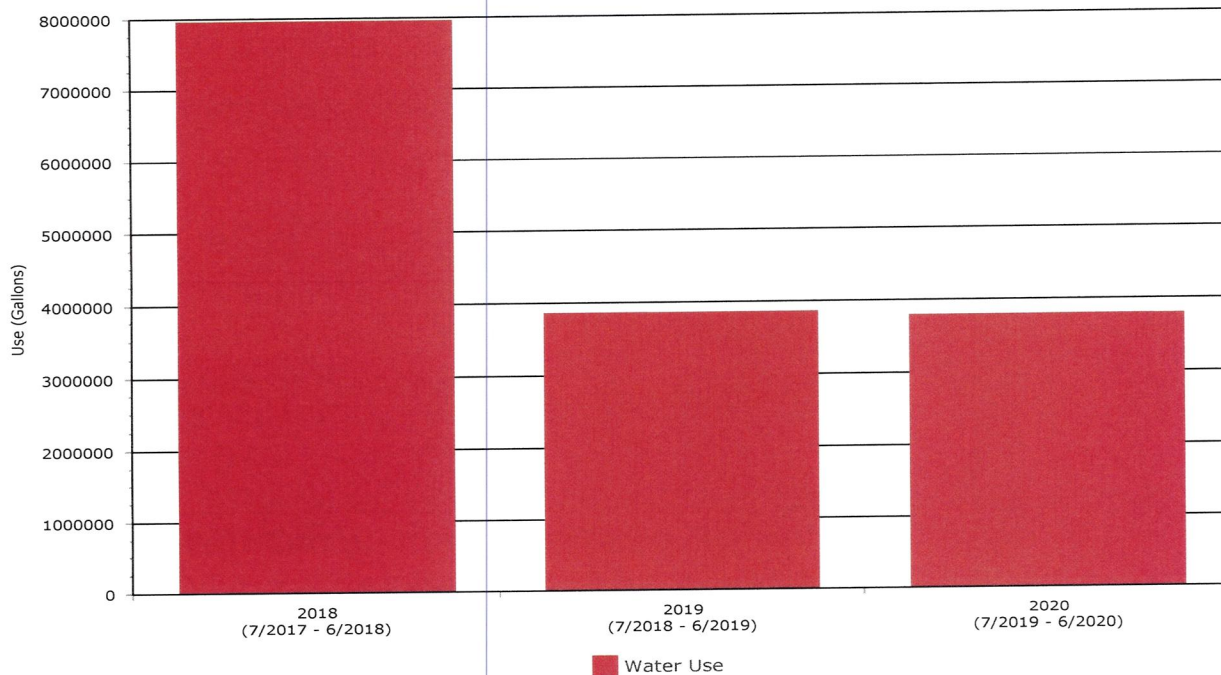
Year-Over-Year Comparison South Floyd Elementary
Floyd County Board of Education
Selected Facilities -- 7/2017 to 6/2020



Year-Over-Year Comparison
Floyd County Board of Education
Selected Facilities -- 7/2017 to 6/2020

Period	Natural Gas Cost
2018	\$6,716
2019	\$4,604
2020	\$3,621

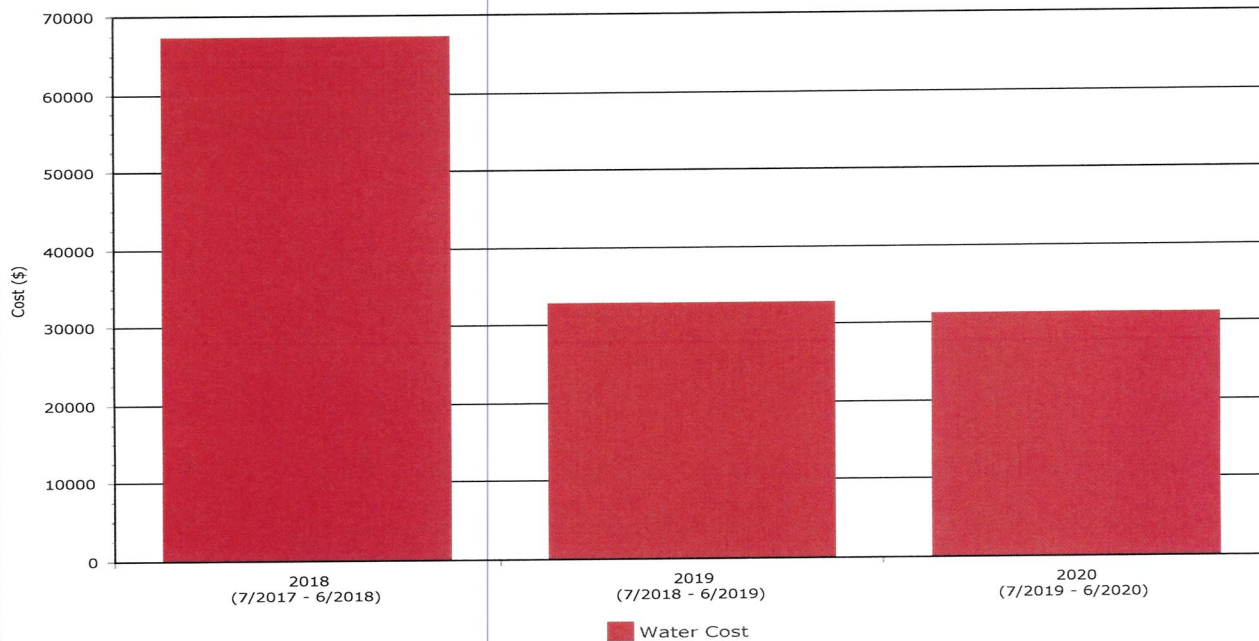
Year-Over-Year Comparison South Floyd Elementary
Floyd County Board of Education
Selected Facilities -- 7/2017 to 6/2020



Year-Over-Year Comparison
Floyd County Board of Education
Selected Facilities -- 7/2017 to 6/2020

Period	Water Use (Gallons)
2018	7,958,000
2019	3,853,000
2020	3,795,000

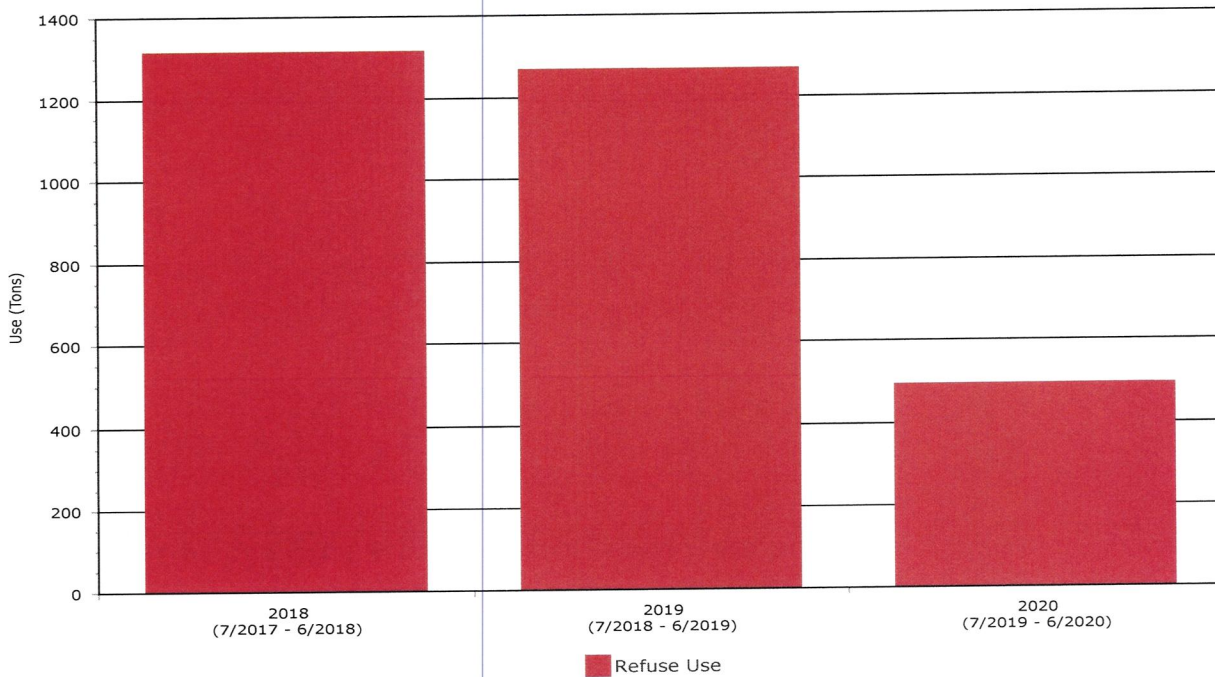
Year-Over-Year Comparison South Floyd Elementary
Floyd County Board of Education
Selected Facilities -- 7/2017 to 6/2020



Year-Over-Year Comparison
Floyd County Board of Education
Selected Facilities -- 7/2017 to 6/2020

Period	Water Cost
2018	\$67,384
2019	\$32,880
2020	\$31,188

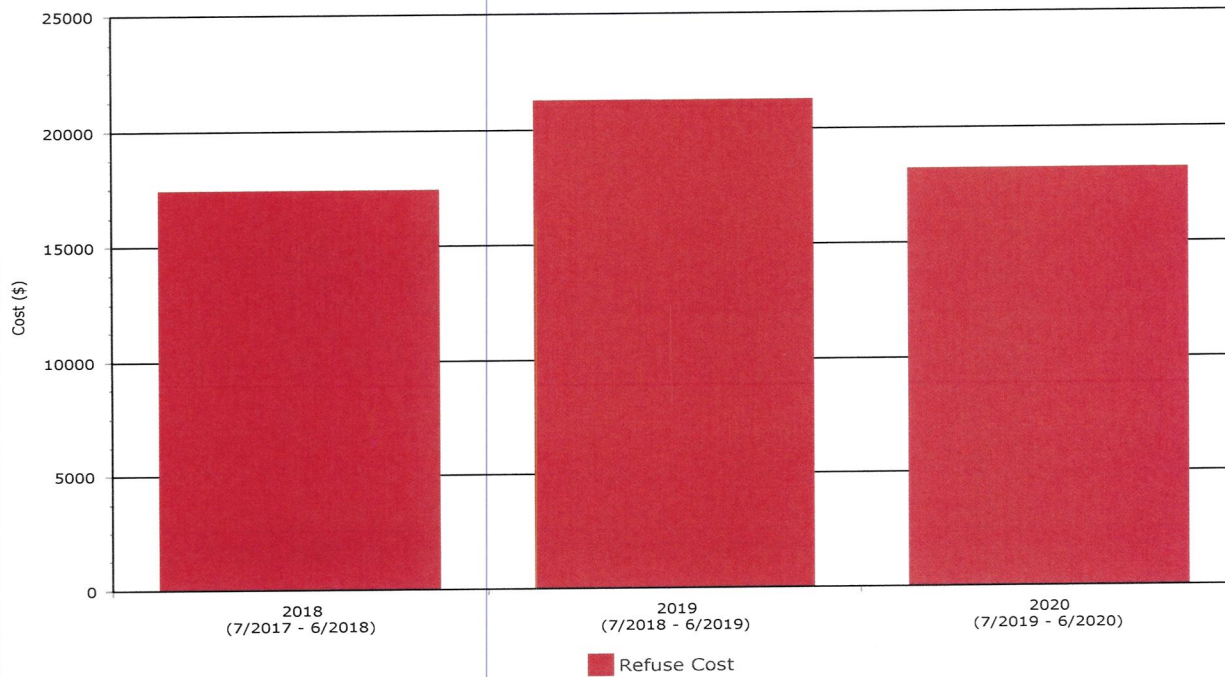
Year-Over-Year Comparison South Floyd Elementary
Floyd County Board of Education
Selected Facilities -- 7/2017 to 6/2020



Year-Over-Year Comparison
Floyd County Board of Education
Selected Facilities -- 7/2017 to 6/2020

Period	Refuse Use (Tons)
2018	1,317
2019	1,270
2020	495

Year-Over-Year Comparison South Floyd Elementary
Floyd County Board of Education
Selected Facilities -- 7/2017 to 6/2020



Year-Over-Year Comparison
Floyd County Board of Education
Selected Facilities -- 7/2017 to 6/2020

Period	Refuse Cost
2018	\$17,450
2019	\$21,232
2020	\$18,255

Monthly Heating and Cooling Degree Days

KY - JULIAN CARROLL AIRPORT (JKL) -- 07/2017 to 06/2020

Year	Month	Heating Degree Days	Cooling Degree Days
2017	July	0	351
2017	August	0	246
2017	September	34	134
2017	October	200	59
2017	November	488	5
2017	December	884	0
2018	January	1,003	0
2018	February	506	8
2018	March	666	0
2018	April	399	13
2018	May	6	242
2018	June	0	296
Annual Totals		4,186	1,354
2018	July	0	339
2018	August	0	325
2018	September	9	256
2018	October	296	100
2018	November	664	0
2018	December	724	0
2019	January	912	0
2019	February	578	0
2019	March	642	0
2019	April	193	43
2019	May	55	166
2019	June	7	193
Annual Totals		4,080	1,422
2019	July	0	349
2019	August	0	330
2019	September	0	350
2019	October	180	77
2019	November	619	0
2019	December	661	0
2020	January	718	0
2020	February	633	0
2020	March	368	22
2020	April	112	9
2020	May	0	0
2020	June	0	0
Annual Totals		3,291	1,137