

FLOYD COUNTY BOARD OF EDUCATION
Danny Adkins, Superintendent
106 North Front Avenue
Prestonsburg, Kentucky 41653
Telephone (606) 886-2354 Fax (606) 886-4550
www.floyd.kyschools.us

Sherry Robinson- Chair - District 5
William Newsome, Jr., Vice-Chair - District 3
Linda C. Gearheart, Member - District 1
Dr. Chandra Varia, Member- District 2
Rhonda Meade, Member - District 4

Floyd County Board Of Education Issue Paper

Date: April 14, 20


Consent Agenda Item (Action Item): Approve Edilo Website CMS: District Wide Solution

Applicable Statutes or Regulation: BOE Policy 0.11 Powers and Duties of the Local Board of Education

Budget/Financial Issues: Technology Funds

Recommended Action: Approve upgrade for website redesign

Contact Person: S. Denise Isaac, CIO


Chief Information Officer


Superintendent



Edlio LLC
12910 Culver Blvd. Suite i
Los Angeles, CA 90066

Proposal

Quote Date 3/19/2020
Expiration Date 3/31/2020

Quote Number 00014567

Prepared For:

Account Name Floyd Co School District
Billing Address 106 N Front Ave
Prestonsburg, Kentucky 41653
United States

Prepared By:

Prepared By Matthew Woods
Phone 512-551-0494
Email matt@edlio.com

Product	Discount	Total Price
Broadcast+ Email, SMS & Voice Messaging - 75,000 (Annual Fee)		USD 1,000.00
Edlio Gallery (One-time Fee)	100.00%	USD 0.00
Edlio Website CMS: District Wide Solution (Annual Fee)		USD 10,800.00
SIS Integration: Generic Importer - With Assist. (One-time)	100.00%	USD 0.00
Grand Total		USD 11,800.00
Grand Total due upon receipt of invoice		
Annual Fees		USD 11,800.00
Setup Fees		USD 0.00

No of Websites 13

Additional Notes Multi year discounts:
3 year agreement 8% discount (CMS price)
5 year agreement 10% discount (CMS price)

Terms and Conditions

SETUP:
Included in the Setup fee is:

- Website Design: Three solutions offered (selection is designated in Products & Services above) are:
 - Custom Design Solution - Custom design created just for your organization. We provide a single design concept with up to three rounds of revisions based on your feedback (additional changes beyond the three rounds of revisions will incur an hourly design fee). Estimated project duration discussed is dependent on prompt replies to Edlio requests. Project begins when Edlio receives your completed questionnaire and logo file. Project ends with delivery of your admin and test websites, complete with migrated content (according to the sitemap provided).
 - Spike's Gallery Solution - Choose from designs in Spike's Gallery. Pick your top three designs and receive the top choice available. Selected design is updated with your organization's name, logo, colors, quick links, navigation and social media links (no revisions are made beyond these elements). Final design approval is made by you. Once you select a design, it is

Initial:

removed from Spike's Gallery. Estimated project duration discussed is dependent on prompt replies to Edlio requests. Project begins when Edlio receives your design selection, completed questionnaire, and logo file. Project ends with delivery of your admin and test websites, complete with migrated content (according to the sitemap provided).

- Spike's Sketches Solution - Choose a design from Spike's Sketches. We will update the design with your logo and change the colors, fonts, and main menu items only, all collected over email (no dedicated project manager with this option.) No further revisions beyond these design elements. Estimated project duration discussed is dependent on prompt replies to Edlio requests. Project begins when Edlio receives your design selection, completed questionnaire and logo file. Project ends with delivery of your admin and public websites, ready for your content to be added.
- A dedicated project manager (PM) guides the website setup, design and launch. (For Spike's Gallery and Custom Design Solutions only. Not included with Spike's Sketches.)
- Content migration, according to the following rules (Included with Spike's Gallery and Custom Design Solutions. Not included with Spike's Sketches unless you opted to purchase the Content Migration add-on.):
 - Edlio provides an initial migration from client's old site(s) to the new one(s). Any further adjustments to client's content once it has been pulled over to the Edlio CMS is the client's responsibility.
 - Clients must provide a site map with links to pages they wish pulled. Items without urls will be set up as blank pages.
 - The organizational structure of content on your new Edlio website will be different from your existing CMS. Managing content in the Edlio CMS will be covered in your initial training.
 - Edlio will not rename files, reorder lists or reformat/edit text.
 - Items we will pull: static content (identity/history items, department pages, policies; dated publications like newsletters, strategic plans; board agendas & minutes; links (unless they are dead); photos (includes photo albums going back to 2012, if they are of reasonable size & easily downloadable, otherwise PM may request zip files to upload); and videos (if easily downloadable, otherwise PM may request individual files to upload)
 - Note about images: "Reasonable size" means wallet size or larger, not a thumbnail - this would exclude anything 250x250 pixels or smaller. Clipart and gifs are also excluded.
 - Items we will not pull: teacher pages; blogs; class pages; calendar items; current or archived news items; forms; and ancillary websites (i.e. booster club, PTA)
 - Edlio may recommend 3rd party services for file backup/site scraping (i.e. <http://webscraper.io/>) Client should be aware that Edlio is not responsible for any data loss during the transition period.
 - Note for DWS child accounts: we will pull up to 20 pages for each child account website. Additional pages may be requested for an additional fee. Client will provide a list of up to 20 pages for each child website by the date designated by the Project Manager.
- Training: Initial Edlio CMS training for administrators, teachers and staff (2-2.5 hour web conference training) is included.
- Domain name registration and renewal is included.
- Auto Launch: Upon delivery of contractual obligations with respect to the project, Edlio will launch the site on a new or existing domain. If the current domain remains in control of the customer, Edlio will purchase a new domain to launch the site/s. We will also assist in redirecting all existing domains at the request of the customer. Once sites are ready for launch, Edlio will make reasonable attempts to notify the customer of impending launch. Customers should notify their project manager immediately if launch should not take place. However, if no response is received by the project manager within 1 day, Edlio will move forward with launching site/s on the Edlio-purchased domain.

HOSTING:

- Cloud-based, fully-supervised, secure website hosting is included with Edlio CMS.

TECHNICAL SUPPORT:

- We offer ongoing, unlimited technical support to all staff members in your organization.
- NOTE: Online and phone Technical Support will not be available until the site(s) are launched.

ADD-ONS:

- If Forms with E-commerce is selected, a Stripe account will be required. Transaction fees apply.

Agreement

Contract Length in 1
Years

By signing below, I acknowledge that this is an annual subscription and my organization is liable for payment for the full contract length specified above. If my organization received a discount and cancels before the end of the contract, we are liable for the non-discounted amount for the remainder of the full contract length. This includes any discounted setup fees. If my organization opted for a prorated term, I understand that we are also liable for that prorated amount.

I understand that we are liable for the first year's payment and one-time fees upon receipt of invoice. Annual invoices will be sent out up to 90 days before the anniversary date to allow sufficient time for your organization to submit payment no later than the 1st day of the annual subscription period.

I understand and agree to the terms laid out above.

Initial:

Signature:

Name:

Date:

Initial:



Complete Communication Solutions for K-12 Educators

12910 Culver Blvd, Suite I
Los Angeles, CA 90066

Main: (877) 623-7200
Fax: (888) 682-4062

www.edlio.com

(877) 623-7200
www.edlio.com



Hi, we're Edlio

We're not your typical website provider. Our passion is to help educators and parents effectively communicate and cultivate successful learning environments. It's what drives all of us at Edlio to offer effective solutions for educators. Schools and districts across North America count on us to deliver websites that are fast, secure, and accessible.

Edlio's content management system (CMS) powers 10,000 websites for schools and districts across North America. What sets us apart from the rest is our platform's ease of use, teacher-focused features, and beautiful designs. Teachers can easily customize their own pages to include bios, photo albums and video galleries, and our tools integrate with popular tools, such as Google Calendar, Google Classroom, Twitter, and Facebook.

Whether you're looking to upgrade your website to boost enrollment, be accessible, or engage your education community, Edlio's solutions can help your district or school in achieving your goals.



Content Management System

Power your website with our feature-rich content management system (CMS). Fast, intuitive and developed specifically for K-12 school and district websites, Edlio CMS gives you the power to create, edit, and contribute – anytime, anywhere.



Accessibility Settings

Includes an alt text setting, automatic captioning and transcripts for videos, and navigation you can control by keyboard.




Forms and Payments

Add permission slips and registration forms on your site. Upgrade to add the Payments add-on to collect fees and donations.



Google Integrations

Connect your site to Google Classroom, sync your Calendars, and allow visitors to translate your content with Google Translate.



Microsoft Office 365 Integrations

Add files and pictures from OneDrive, connect your calendar, and enjoy SSO with your credentials.



SSO (Single sign-on)

Log into your Edlio admin site using your Google, Microsoft Office 365, and Canvas credentials. Secure and convenient.



SIS Integration

Send email newsletters, text and voice messages to your contact lists, plus set up auto notices for attendance alerts (for select SIS providers) with this add-on.



Social Media Manager

Link your social media accounts and reach out to your community. Post updates immediately or schedule posts for later.



Email and Newsletter Sender

Connected to News and Events on your site, send unlimited emails and newsletters to your contacts.



Teacher and Class Page Subscriptions

Allow parents and students to sign up for daily email summaries with upcoming homework and teacher posts.



Voice and Text Messaging

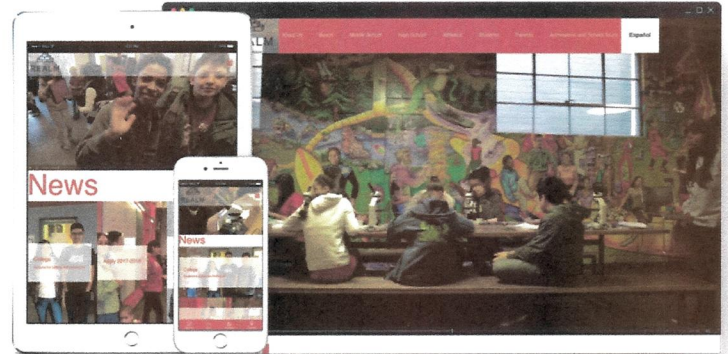
Send messages and reminders to families via text or voicemail – quickly and easily – right from your admin site with this add-on.

Design

We currently offer three options for website designs. Each are hand-crafted by our team of designers and follow best website practices and current design trends.

Responsive

Every Edlio website is responsive to ensure you always get the best viewing experience, no matter what device you're on. Your website will automatically adjust to fit screens of all sizes. Whether parents and staff are viewing the site on their smartphones, tablets, or laptops and desktops, your site will always look its best!



Crafted just for K-12

With years of experience designing for K-12 schools and districts, we know how to create sites that showcase your school or district.

Accessible and easy to navigate

Our design team follows best practices and WCAG 2.0 (A and AA) for easy, accessible sites. Whether your visitors use a mouse, tap on a screen, or use a screen reader to browse your site, your site will be easily navigable. We believe a better user experience increases community and parental engagement!

District-wide solution (DWS)

With a DWS, you get a cohesive experience across your whole school district with a single design that is used across all sites. Each campus site features colors, logo, photos, and content unique to each school, with the district's brand consistent throughout.



Custom Design

We get to know your organization and create a customized website design based on your brand, your traditions, and your spirit.

Design from scratch

After an initial call with your project manager, our team creates a design concept to your specifications.

Dedicated project manager

Work with your project manager to get your design finalized, content migrated, and site launched.

Get it right

Work with your project manager to refine the design concept (up to 3 revisions).

Yours to keep

The final design files are yours to keep, forever.

What's included:

- Work with a project manager to create a fully custom design.
- Three rounds of revisions on the design concept included.
- Migration of static content from your old site(s). (See full terms and conditions for details.)
- Initial webinar training to learn the CMS, create pages, add users, set up calendars, and manage your website.

Project Duration: 12 weeks*

*Estimated project duration is for a single website or a small district-wide solution with fewer than five websites and is dependent on your timely response to emails, providing feedback on design drafts, and approving the final design. Project begins when Edlio receives your completed questionnaire and logo file. Project ends with delivery of your admin and test websites, complete with migrated content (according to the sitemap provided).

Spike's Gallery

Get a unique design just for your school or district. Pick a pre-made design from Spike's Gallery to make your own and launch in as little as 6 weeks for a single site or a small district.

Just for you

Once you select a design from Spike's Gallery, we remove it immediately. That design cannot be used by another school.

Dedicated project manager

Work with your project manager to get your design finalized, content migrated (if needed), and site launched.

Revise

Swap in your logo, colors, navigation, and quick links. One round of revisions included to adjust colors and fonts or remove elements.

Wide selection

No two Spike's Gallery designs are alike. We design to various aesthetics, from traditional to contemporary, photo-rich to minimal.

What's included:

- Choose your top three designs and receive your top choice (based on availability).
- Modify the pre-made design with your organization's name, logo, colors, quick links, navigation, and social media links.
- One round of revisions included to swap out fonts and colors or remove sections.
- Work with a dedicated project manager throughout the design and development phase.
- Migration of static content from your old site(s). (See full terms and conditions for details.)
- Initial webinar training to learn the CMS, create pages, add users, set up calendars, and manage your website.

Project Duration: 6 weeks*

*Estimated project duration is for a single website or a small district-wide solution with fewer than five websites and is dependent on your timely response to emails and approving the final design. Project begins when Edlio receives your design selection, completed questionnaire, and logo file. Project ends with delivery of your admin and test websites, complete with migrated content (according to the sitemap provided).

Spike's Sketches

Get a new site in days! With Spike's Sketches, select from a collection of websites, fill out a quick questionnaire, and launch your new site in record time.

Launch fast

Once we receive your design selection and completed questionnaire, you'll be ready to launch in 1 week for a single site or small district. (Larger projects may take longer.)

New design every 3 years

Switch to a new Spike's Sketches design every three years at no extra cost. Design can be updated in our non-peak season (October to March).

Save

Spend less time and money tweaking designs or starting from scratch. Choose from a selection of designs, fill out the questionnaire, and launch.

Simply great design

With years of experience designing for K-12 organizations, we have created a selection of designs to suit any school or district.

What's included:

- Review available designs by viewing live demo sites.
- Select one design from Spike's Sketches and update it with your logo, colors, font, and main menu.
- Initial webinar training to learn the CMS, create pages, add users, set up calendars, and manage your website.
- Content migration from your old site is NOT included. You may purchase this as an add-on. (Project timeline will be affected.)
- All correspondence between Edlio and the school's main point of contact is over email.
- Designs in Spike's Sketches are replaced regularly.

Project Duration: 1 week*

*Estimated project duration is for a single website or a small district-wide solution with fewer than five websites. Project begins when Edlio receives your design selection, completed questionnaire, and logo file. Project ends with delivery of your admin and public websites, ready for your content to be added.

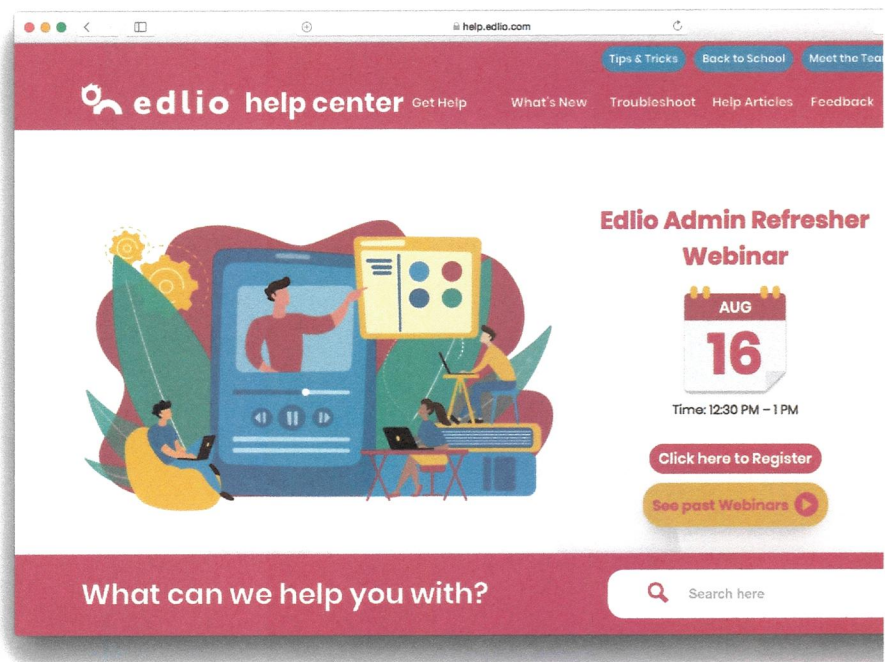
Training and Support

We stick around to make sure managing your website is easy.

Unlimited Technical Support

- Consultative support available to all users, not just a handful of administrators
- Staffed by Edlio's friendly customer care team
- Toll-free number (Mon-Fri, 5:00am-7:30pm PT) and 24-hour access line for emergencies
- Online ticketing system via client's admin website
- Help Center website with online tutorials, best practice guides, and tips for managing your site
- Refresher webinars courses and feature deep dives for all users
- Dedicated Client Success Specialist to ensure you get the most out of your solution

NOTE: Online and phone Technical Support will not be available until the site(s) are launched.



Domain Registration and Renewal

We happily take the headache of domain registry and renewal off your shoulders.

Training

A website you can't update is about as useful as a car you can't drive. We provide training to promote the success and daily usage of the site. Initial Edlio CMS training for administrators, teachers, and staff (2-2.5 hour web conference training) is included, and all users can refresh their knowledge at any time with our video webinars.

Secure, Cloud-based Hosting

Compliance	Physical Security
<ul style="list-style-type: none">• LDAP Ready / Active Directory Ready• HIPAA/HITECH• Dod SRG• System Organization Controls (SOC)• Standards for Attestation Engagements (SSAE)• International Organization for Standardization (ISO)• Payment Card Industry Data Security Standard (PCI DSS)• Federal Risk and Authorization Management Program (FedRAMP)	<ul style="list-style-type: none">• Utilizing video surveillance, intrusion detection systems, and other electronic means• Staff must pass two-factor authentication a minimum of two times to access data center floors.• All decommissioned magnetic storage devices are degaussed and physically destroyed in accordance with industry-standard practices.• Amazon CloudWatch• 24 x 7 x 365 onsite personnel• Data centers are conditioned to maintain atmospheric conditions at optimal levels. Automatic fire detection and suppression equipment. Uninterruptible Power Supply (UPS) units provide back-up power.
Redundant and Reliable Infrastructure	Cloud Security
<ul style="list-style-type: none">• All load balancers, routers, static servers, web application servers, and database servers are redundant.• Depending on how graphic heavy the site is, each page is built by our servers within 20 and 250 ms's.• Provides scale out security to meet elasticity demands for new services, ensuring the business is compliant.• The AWS Cloud operates 44 Availability Zones within 16 geographic Regions around the world.	<p>Edlio leverages the best cloud platforms in the business - AWS and Fastly. Cloud security features include:</p> <ul style="list-style-type: none">• Web application firewall• DDoS mitigation• Bot detection & mitigation• TLS encryption• Identity and access control
Backup	High-Performance Software/Hardware
<ul style="list-style-type: none">• Edlio currently backs up its database cluster every half an hour and stores data offsite on Amazon's S3 bucket storage service.• API endpoints provide SSL encryption for data both at rest and in transit.	<ul style="list-style-type: none">• Dedicated, hardware-based cryptographic key storage using AWS CloudHSM, allowing you to satisfy compliance requirements.• Amazon S3 and Amazon Glacier cloud storage that are designed for 99.999999999% of durability.

Infrastructure

Edlio powers more than 10,000 school websites nationwide on its proprietary Content Management System platform. As with any type of platform development, it is critical that software is developed in a way that is agile, released continuously, and is also designed to be rolled back in case of errors.

At Edlio, we use “Git” for source code management. Edlio hosts its private repositories on GitHub (www.github.com) and all source code is managed centrally. The flow of software development starts with Product Management. Edlio's CTO oversees all product managers and UX designers and their mission is to conduct product research, hypothesis testing, high fidelity prototyping, and user testing. Once a MVP (Minimum Viable Product) is defined, the product is handed off to the software development team.

Edlio's software development and product teams use Jira for product management and the agile methodologies. User stories are tasked to software developers and they are then sub-tasks for completion within a two week sprint. Software developers have their own dev-environments (utilizing Vagrant) and once the code is branched, they complete their work and pass it on to Quality Assurance (QA). Upon successful completion of QA, the code is released platform-wide. The release is accomplished seamlessly behind load balancing software, without impact or interruption to the system or user experience.

At Edlio, we believe in “continuous release”. We believe that we should be able to release code for enhanced features and do bug fixes in a continuous fashion without suffering any outage. On average, we release new code multiple times per day. Automated tests find regression and bugs before they get to production. The tools we employ such as Github, Jenkins, and Vagrant, help us easily revert to the last stable code without any negative implications, platform wide.

Backup and Disaster Recovery

Edlio uses AWS (Amazon) Servers. The service is supported and monitored 24/7/365 so the time zone of hosting is not critical to ensuring continuity of service. All load balancers, routers, static servers, application servers, and database servers are redundant.

Edlio currently backs up its database cluster every day and stores data on Amazon's S3 bucket storage service. Edlio uses Amazon's Glacier long-term archiving solution to retain data for an extended period of time. Most maintenance operations at Edlio are done on an ongoing basis without any down time. Edlio's development team is specialized in distributed systems architecture allowing our systems to be updated on an ongoing basis through “rolling deployments” with no down time. Edlio releases software updates and bug fixes on a daily basis.



Server Redundancy

Server side architecture: Edlio's server side architecture is designed to ensure that structured data driven dynamic pages are built very quickly. Each Edlio site in their source code reveals how many milliseconds it takes to build the particular page. To see that, one would right click and choose "view source". Depending on how graphic heavy the site is, each page is built by our servers within 20-250 ms's. This metric does not mean that the site is delivered in this time period to the requester's browser because most of the traffic served from Edlio servers are already cached at the edge servers.

Caching at the Edge: A very important parameter in perceived speed of page load times is what happens to a request from a computer located in a particular geography. When one goes to www.hamiltonhigh.org from any place in the United States, the request is immediately routed to the geographically closest "edge server location". For example, if a request is made in Fort Worth, Texas, the system should go to the closest edge server located in Dallas and serve the page from there. By serving content from the closest edge location, the latency is minimized. If one assumes that there is about 70 ms's of latency between east and west coasts of the US, serving from a close edge location is a massive performance increase.

Caching: Regardless where one caches, Edlio's CMS is a very heavy read operation. Over 350,000 teachers and administrators put content into these sites daily, but more than 2,000,000 people consume the content every day. The information that most people consume changes relatively slowly in comparison to the number of people reading it, which makes it ideal to "cache" content until something changes. Currently using Fastly, a leading CDN, we can control how we cache content at the edge servers. Currently Edlio caches about 90% of its content at edge servers which minimizes the number of requests to our servers in our data centers translating in lightning-fast speeds at the local browser of school and district website visitors.

Implementation Process

You will work with a Project Manager to get your site launched.

Content Collection

All logos, photos, colors, etc., are collected. If you choose a custom design solution, we also ask for examples of site designs you like. We also send out a quick questionnaire to get the ball rolling on your project.

Kickoff Discussion

For Custom Designs and Spike's Gallery projects, you and your dedicated PM will have a call to go over all of the details of the project, including timeline, project scope, and expectations. If you opt for a custom design, we'll discuss what look and feel you want for your site and what should be featured on the homepage, header, navigation, etc. A design plan is drawn up and handed over to the design team. For Spike's Sketches projects, you will select your design and answer a questionnaire through email.

Content Migration*

While your design is coming together, the team will start copying your current website's static content (based on the sitemap you provide) to the Edlio CMS. This process does not include date driven content like news, calendars, blogs, or teacher/homework pages.

Design Review and Approval*

Once your design is ready, we review it internally to ensure it meets all of your requirements and follows best practices for a friendly user experience. If you opt for a custom design, up to three rounds of revisions are included, with additional revisions available for an additional hourly rate.

Website Programming

Your final design is handed over to the production team to code up your website.

Quality Analysis

We run your new website through several rounds of quality control checks.

Training

Get to know the Edlio CMS with an online train-the-trainer session.

Launch

Ongoing Support

Beyond the launch, our Client Services team is available by phone and online ticketing system to answer any questions you and your staff may have.

* The Content Migration and Design Review and Approval steps do not apply to Spike's Sketches projects, unless otherwise noted.

(877) 623-7200
www.edlio.com



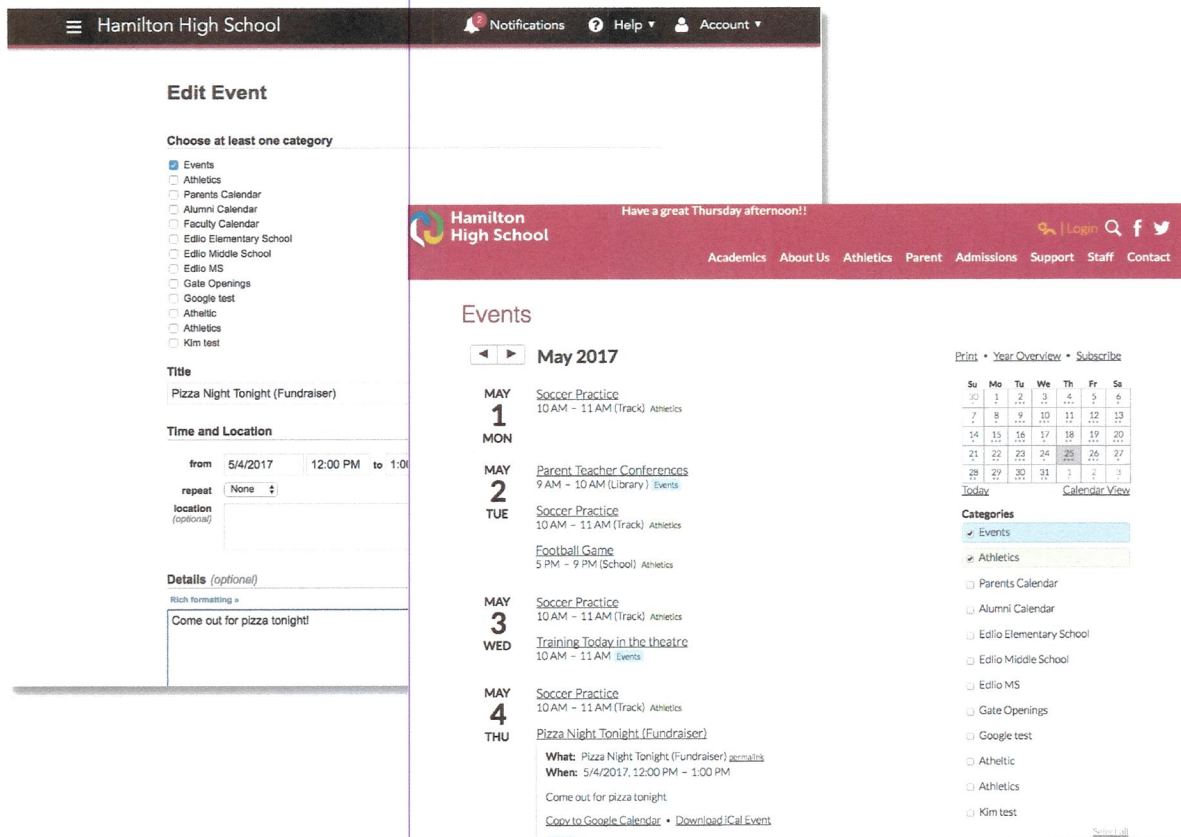
Feature Close-ups

Calendars

Easily create personal or school calendars, and even create specific calendars for athletics teams, faculty, or alumni.

- Quickly navigate between multiple calendars.
- Take a peek into the Year Overview.
- Subscribe to any and all calendars to stay up-to-date on any changes.
- Print out your own personal copy.

If your organization already uses Google Calendar or Office 365, actively import your Google and Microsoft calendar to your Edlio site so you never miss another deadline. Changing an event on your Google or Microsoft calendar will also change it on your Edlio calendar, so they stay synced. Easy!



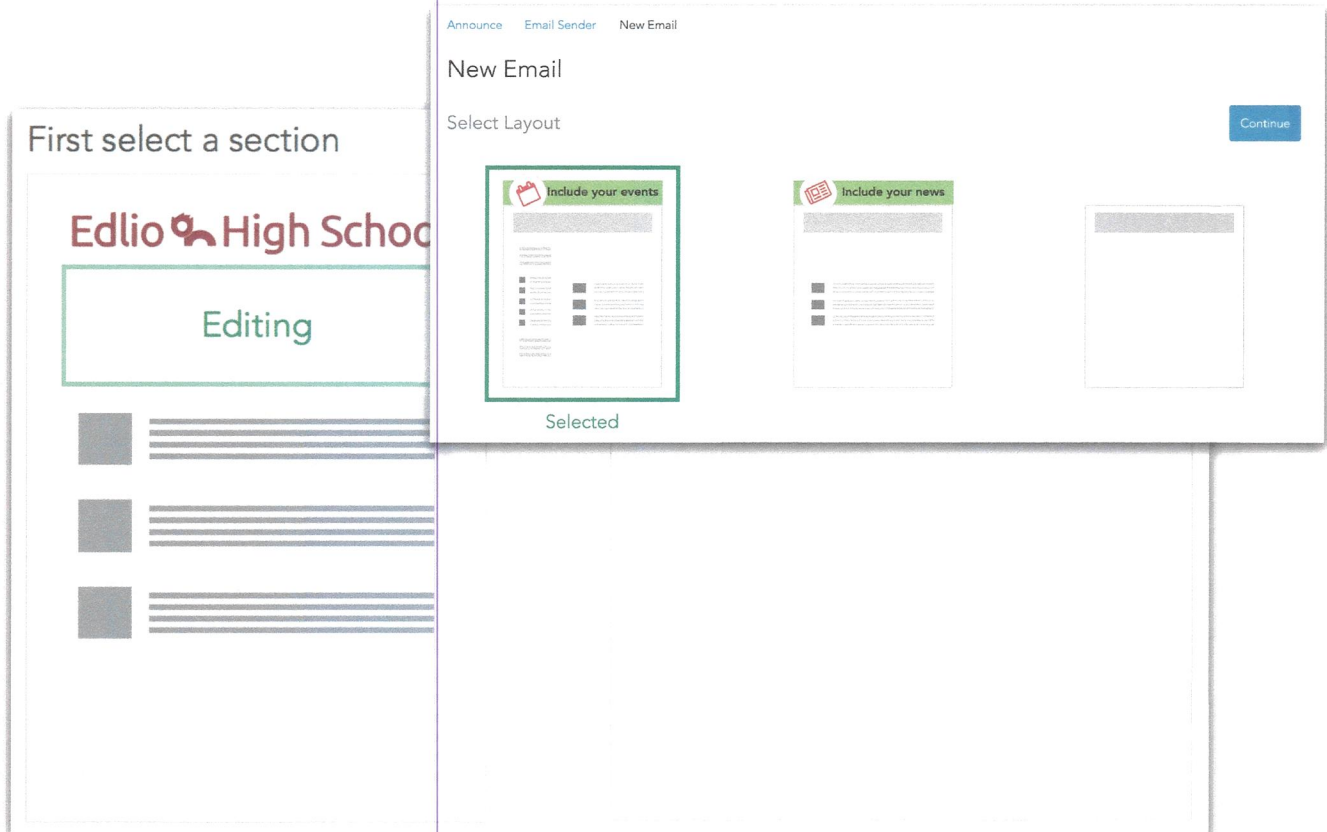
The screenshot displays the Edlio website interface. On the left, the 'Edit Event' form is visible, featuring a sidebar with a category selection menu (Events, Athletics, Parents Calendar, Alumni Calendar, Faculty Calendar, Edlio Elementary School, Edlio Middle School, Edlio MS, Gate Openings, Google test, Athletic, Athletics, Kim test) and fields for Title, Time and Location, and Details. The main content area shows the 'Events' calendar for May 2017, with a list of events including Soccer Practice, Parent Teacher Conferences, and Pizza Night Tonight (Fundraiser). A calendar grid on the right shows the month of May with dates 1 through 31. The top navigation bar includes links for Hamilton High School, Notifications, Help, and Account. The bottom navigation bar includes links for Academics, About Us, Athletics, Parent, Admissions, Support, Staff, and Contact.

Email and Newsletter Sender

Send unlimited emails and newsletters to your community from your admin site with Edlio's Email Sender. Write a short reminder to parents, create a monthly newsletter, email weekly practice schedules - message as many recipients as you like, as often as you like, for whatever you need to say.

Highlights include:

- Sending unlimited emails from your admin site
- Ability for administrators and staff to send emails
- Emails that look great on all screens
- Reporting for each email sent, including open and unsubscribe rates and link tracking
- A variety of layouts to choose from
- Scheduling a delivery time or sending immediately
- Plugging in articles from your News section, or events from your Calendar, into your newsletter to keep your community up-to-date on school issues and upcoming events
- Ability to send emails to custom contact lists, including contacts from other tools such as Text Alerts and Voice Messaging





Forms

Collect admissions applications, sports waivers, and permission slips right from your Edlio website! Our integrated Form builder has a simple drag-and-drop interface that makes collecting information a cinch.

Simple form builder: Forms uses the same intuitive interface you expect from other site features like Email Sender and Pages.

Add an address block: Drag-and-drop the address block (street name, city/state, zip code all at once) into your form for easy input and collecting of addresses.

Collect and organize responses: Your responses are all collected in a concise table within your admin site, and from there, it's easy to export them to a spreadsheet.

Limit number of submissions: Set the form to close once a maximum number of submissions has been reached, or once a certain date has passed. It's one less thing to remember when managing your school's website.

Countless uses: Use Forms everywhere from the principal's office to the soccer field! It's also great for employment applications, absence reports, and field trip forms.

Quick and convenient: Create and publish a responsive form within minutes, and edit and close open forms whenever you want.

Add personal touches: Customize the Submit button text, confirmation page, and closed form page. Set email addresses to be notified when a form response has been submitted.

The image shows two overlapping screenshots of the Edlio Forms interface. The top screenshot is the 'Forms' builder interface for 'Hamilton High School'. It shows a sidebar with 'Form Fields' (Contact, Address, Short Answer, Long Answer, Number, Link, Date) and a main area for editing the 'Summer Program 2017 Registration Form'. The bottom screenshot shows the published form on the school's website. It has a red header with the school's name and navigation links. The form itself is titled 'Summer Program 2017 Registration Form' and includes sections for 'Contact Information' (First Name, Last Name, Home Phone) and 'Address' (Street Address, City, State, Zip/Postal). A 'Submit' button is at the bottom.

Google Integrations

Connect your site to Google Apps! Your favorite tools are integrated with your site to fit your workflow and save time for your whole staff.

- Share events from Google Calendar.
- Access files from Google Drive.
- Monitor site traffic with Google Analytics.
- Offer translations with Google Translate.
- Connect Edlio class pages with Google Classroom.
- Share your school's location with Google Maps.
- Manage fewer passwords with single sign on.



Sign in as Super Administrator



NEW! Google Classroom Integration

Add class to connect your account.

Setup Google Calendar Import





Select a calendar from Google to import into Events

- ☐ Master School Calendar
- ☐ Athletics Calendar
- ☐ Staff Calendar

Attach class files (optional)

e.g. syllabus, class rules, etc.

Drag or [select a file](#)

-  Select from your computer
-  Select from Dropbox
-  Select from Google Drive
-  Select from Microsoft OneDrive

Teachers

Select a teacher

Homepage Widgets

With Homepage Widgets, easily collect responses or contact information with a form or link viewers to another page with a button. Whether it's for getting parents to subscribe to the Monthly Newsletter or directing them to the Application page, we've got you covered. And it's all managed in the admin site for instant updates to your website.

Form Widget

Button Widget

Apply now!

Sign up for o...

Donate Here!

Homepage

Form Widget*

Sign up for our newsletter

First Name

Hide

Show

Last Name

Hide

Show

Required Fields

Email

Phone

Both

Email

Hide

Show

Phone No.

Hide

Show

Subscribe

Collect Responses*

11th Grade English + school

Choose different contact list

Sign up for our newsletter

First Name

Last Name

Email (required)

Phone

Subscribe

Mega Menus and Site Navigation

Add a sleek mega menu to your site! Mega menus combine site links with large graphics and/or text for a menu design that beautifully presents your site's pages and sections. With mega menus, every link within a category is visible at once - no scrolling, and no confusion. Your site will be more visually appealing as well as easier to navigate. And of course, it's simple to edit in the admin site.



Microsoft Integrations

Connect your site to Microsoft Office 365! Your favorite tools are integrated with your site to fit your workflow and save time for your whole staff.

- Connect your Microsoft calendar, so you never miss another deadline.
- Login in with your Microsoft Office 365 credentials with Single Sign-on (SSO).
- Upload files directly from OneDrive into the Edlio CMS.

Setup Microsoft Calendar Import


Click the button below to authenticate with your Microsoft account and allow us access to your calendars by clicking the "Accept" button.

Authenticate your  Microsoft account

After you grant Edlio access to your calendars, you can select one to be imported into this Edlio calendar.

Your calendar will be "actively imported," meaning changes and new events made to your Microsoft calendar will be updated automatically.

Powered by 



Hamilton Elementary School

 Login with Office 365

Sign in as Super Administrator

Upload or drop your file(s) here

 Your computer

 Dropbox

 Google Drive

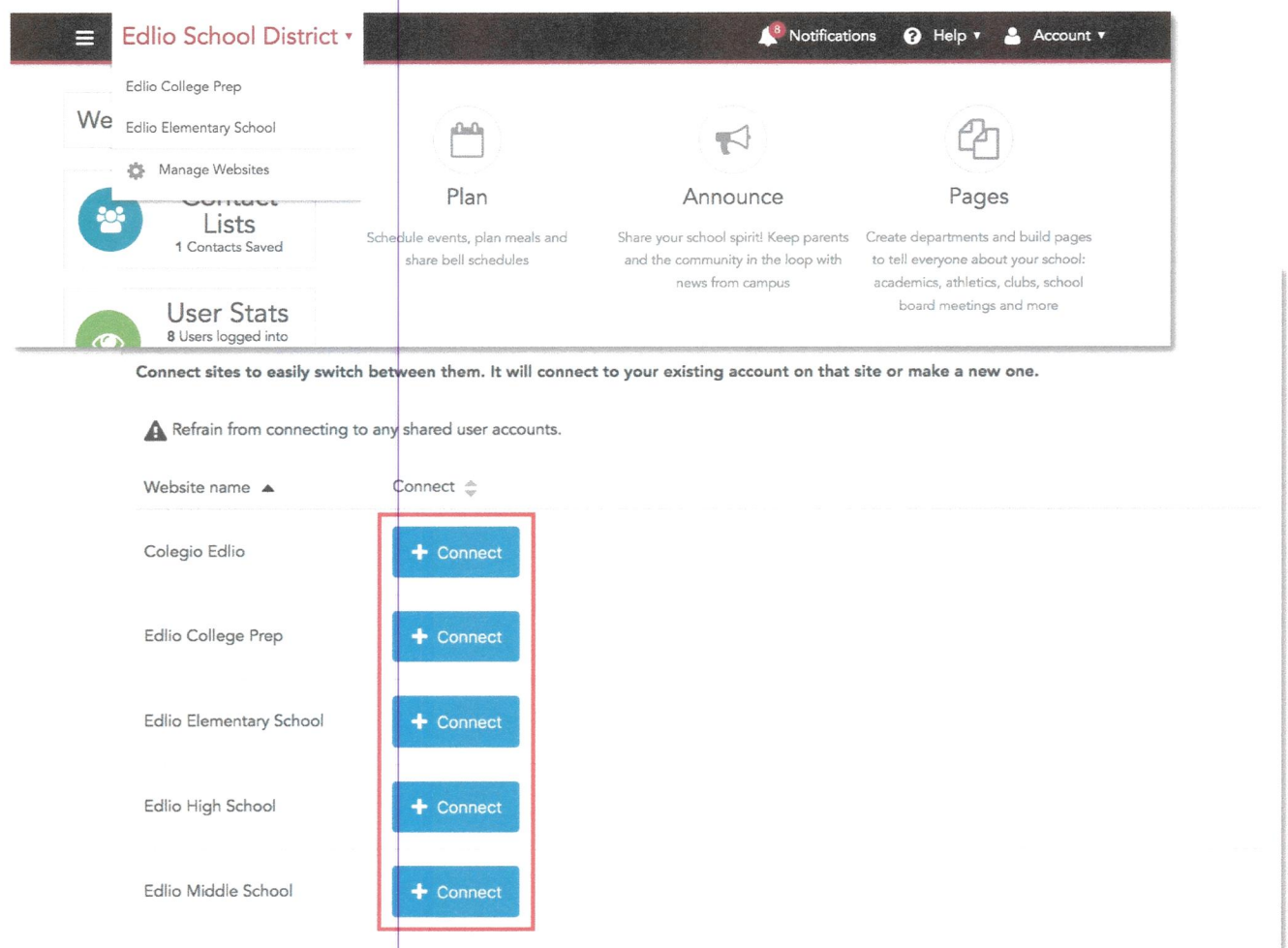
 Microsoft OneDrive

Accepted file types: Any

Multisite Management

For district-wide solutions (DWS), manage all sites with Edlio's Multisite Management option to easily jump between admin sites.

Any website administrator on the district website (or your organization's main website) can be given this ability. Organizations that use LDAP can also manage multiple Edlio sites from one login.



The screenshot displays the Edlio Multisite Management interface. At the top, a dark navigation bar includes a hamburger menu, the text "Edlio School District", and links for Notifications, Help, and Account. Below this, a dashboard area features several widgets: "Edlio College Prep", "Edlio Elementary School", "Manage Websites", "Contact Lists" (showing 1 contact saved), and "User Stats" (showing 8 users logged in). To the right, three main action cards are visible: "Plan" (for scheduling events and meals), "Announce" (for sharing school spirit and news), and "Pages" (for creating departments and building pages). Below the dashboard, a section titled "Connect sites to easily switch between them. It will connect to your existing account on that site or make a new one." contains a warning icon and text: "Refrain from connecting to any shared user accounts." A table lists five websites for connection: "Colegio Edlio", "Edlio College Prep", "Edlio Elementary School", "Edlio High School", and "Edlio Middle School". Each website has a blue "+ Connect" button next to it. A red rectangular box highlights these five "+ Connect" buttons.

Website name ▲	Connect ▼
Colegio Edlio	+ Connect
Edlio College Prep	+ Connect
Edlio Elementary School	+ Connect
Edlio High School	+ Connect
Edlio Middle School	+ Connect

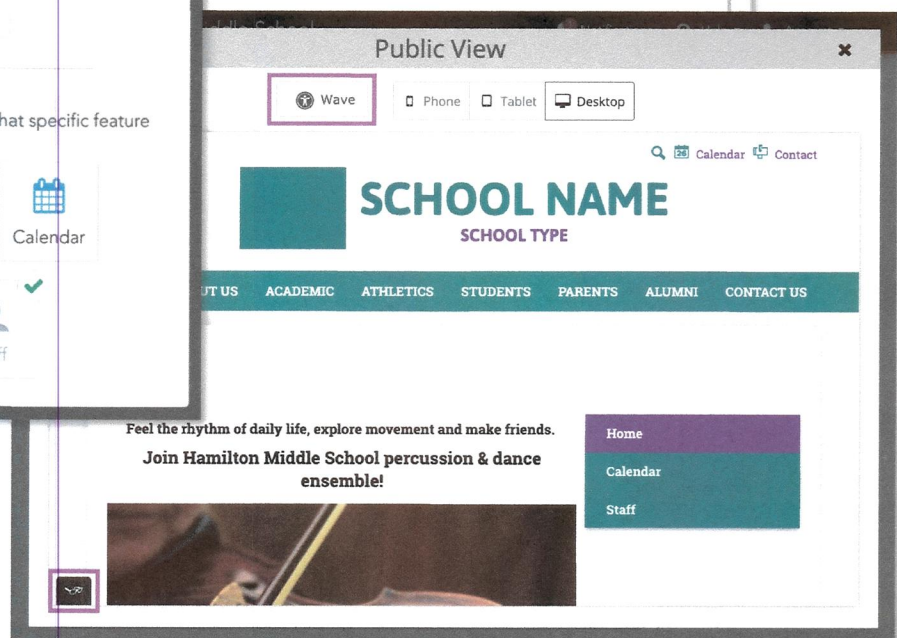
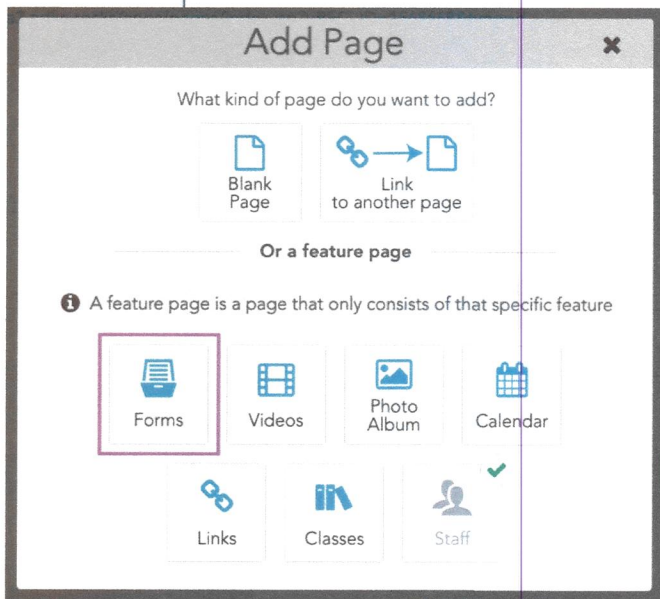
Page Editor

Your Edlio website comes with a simple, user-friendly page editor, complete with:

- Familiar editing options such as text color, alignment, and bullet points
- Options for easily adding tables, inline photos, and videos
- Simple link creation and access to code view
- Collapsible page blocks
- Built-in preview and accessibility review interface
- Feature pages like Forms, Videos, and Classes



1. Go to your admin site and go to "Pages"
2. Click on the category where your page lives



News and Alerts

When breaking news hits, share it on your school website! Post news articles to your homepage, and set up homepage news alerts so visitors see your most important news immediately upon visiting your site.

With these features, you can:

- Set news items to pop up for your website visitors.
- Write news stories or set a News item to link to another file or page.
- Post news immediately or schedule for later.
- Post news to social media.
- Include photos or other files with your news.

News & Alerts

Current Category: News & Announcements

+ add news

Top 5 articles will display on homepage

[Show disabled news](#)

Discover News: [Take a tour](#)

Active and Scheduled News

Homepage

Alert

Hamilton HS

Published 5/24/17, Alert active u



Homepage

Snow Day

Published 5/24/17

Don't come into school.

Snow Day

Don't come into school.


Okay

Read full story

Password-Protected Pages

We've made it easy to password protect sections or links on your public site. Website administrators can easily update and grant viewing privileges to all staff or just certain departments. Staff members simply log in with the same information they use to manage their personal pages to access protected pages.

ABOUT USACADEMICSSTUDENTS



PARENTSSTAFFCONTACT

Sign in to Our Website!

The page you requested is in a password protected area. Please sign in to your account to view.

Username

Password

Page Management

Password Protected Areas

Staff Related

Staff Related

What is protected

Who has access

Add pages and features

Pages and features

Type

Alumni News

Feature - News Category

Board

Section

Cancel

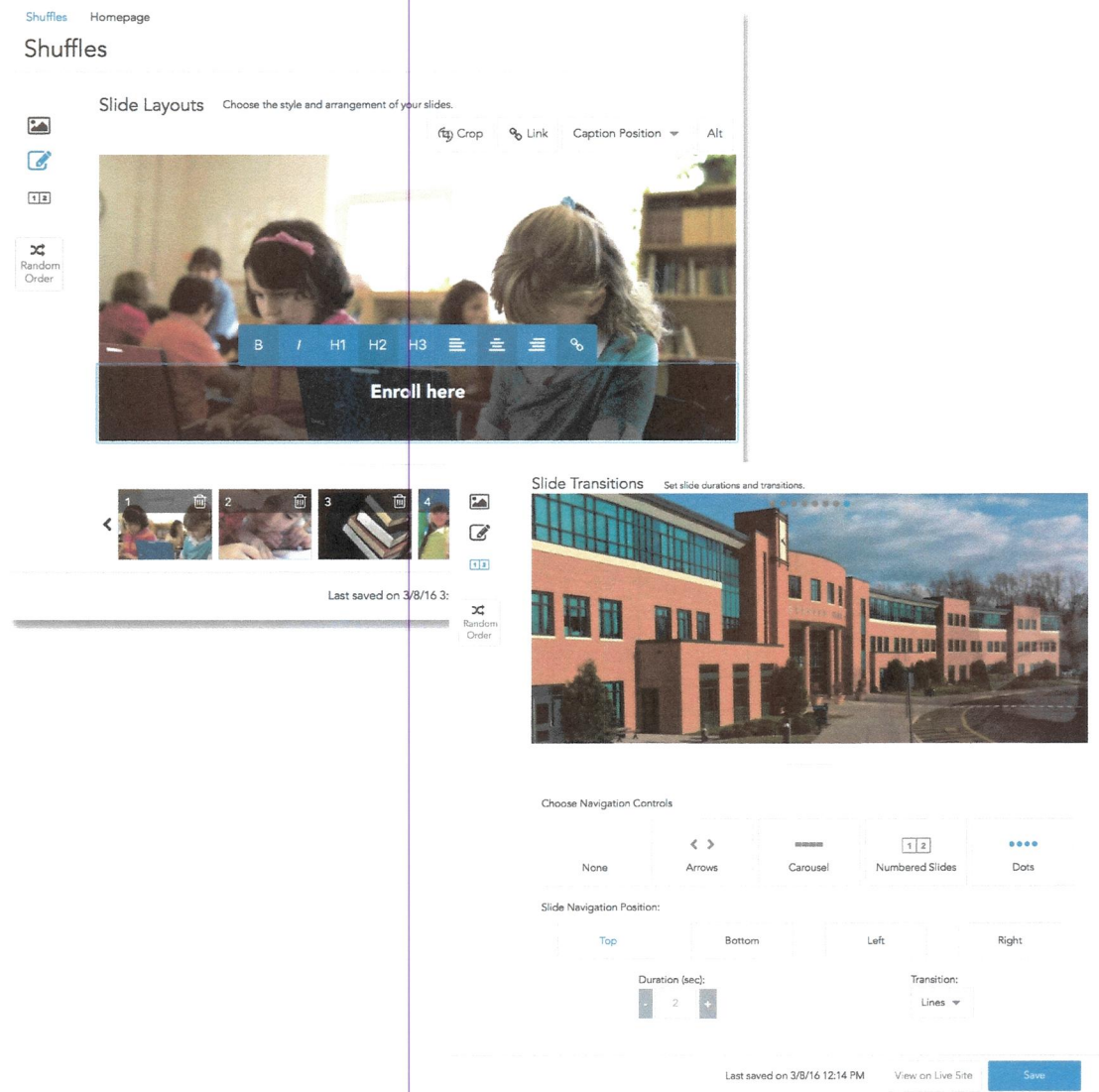
Save

Photo Shuffles

First impressions are important, and photo shuffles give your visitors an immediate impression of your school community. Enjoy full control over your photo shuffles and being able to update them at any time, right from your Edlio website!

Photo shuffles include:

- Text captions in multiple styles for your photos
- Custom transition controls
- Ability to link pictures to a page on your site
- Built-in photo editor to crop and rotate photos right from your admin site



The screenshot displays the Edlio Photo Shuffles administration interface. At the top, there are tabs for 'Shuffles' and 'Homepage'. The main heading is 'Shuffles'. Below this, the 'Slide Layouts' section allows users to choose the style and arrangement of slides. It features a large preview window showing a photo of children in a classroom with an 'Enroll here' button. To the left of the preview are icons for 'Crop', 'Link', 'Caption Position', and 'Alt'. Below the preview is a 'Random Order' button. At the bottom of the layout section is a thumbnail strip of four photos. The 'Slide Transitions' section is on the right, with a heading 'Set slide durations and transitions.' It shows a large preview of a school building. Below this, the 'Choose Navigation Controls' section offers options: 'None', 'Arrows', 'Carousel', 'Numbered Slides', and 'Dots'. The 'Slide Navigation Position' section has options: 'Top', 'Bottom', 'Left', and 'Right'. Below these are input fields for 'Duration (sec):' (set to 2) and 'Transition:' (set to 'Lines'). At the bottom right, there is a 'Save' button. The interface also shows 'Last saved on 3/8/16 3:' and 'Last saved on 3/8/16 12:14 PM'.

SEO (Search Engine Optimization)

Edlio CMS is optimized for getting your site ranked!

- Built-in page structure ensures your page titles are coded up correctly. You can also fully customize your title and meta description tags to include your keywords.
- Each image and video added to your site should include alt text. Not just for accessibility—Google relies on alt text to understand what the picture portrays.
- Responsive design means your site is fully optimized for mobile. All of your site's content is presented on all devices. Google will notice!
- Edlio websites are also secure which (as Google has hinted) can increase your SEO value.
- Plug in Google Analytics to track everything! With Edlio, you simply paste your Analytics ID and you're all set.
- Last but not least, your Edlio CMS is so easy to use, publishing new content is faster than ever. Build up content to match what your visitors are looking for to get in front of new students, parents, and staff in search results. More optimized pages = more opportunities to rank!

Page title tag

School Website Design - Create a Custom Website with Edlio

Page meta descriptions

The meta descriptions are the 160 characters snippet used to summarize your page's content. Search engines sometimes use these snippets in search results to let visitors know what a page is about before they click on it.

Edlio offers school website design for k-12 schools & districts. Create a unique and custom website for your school. View our gallery today or request a demo!

Single Sign-on (SSO)

Log into your Edlio admin site using your **Google**, **Microsoft Office 365**, or **Canvas** credentials. Secure, simple, and convenient. User management just got easier - one less password to remember! If you'd like to set it up, just submit a ticket to tech support with your preference and we will take care of the rest.




Social Media Manager


Reach out to your community! Link your social media to your Edlio site, and post to Twitter and Facebook from our built-in Social Media Manager.


Manage your social media by:

- Linking Twitter accounts to your Edlio site
- Linking a personal Facebook account or a school's Facebook page to your Edlio site
- Posting photos, videos, and text to one or more social media accounts at once
- Posting updates immediately or scheduling for later
- Viewing a log of previous posts
- Posting articles from your News section to social media

Post To *


 SpikeHighS...
Twitter
☒

 Principal Spi...
Facebook
☐

 Spike High ...
Facebook Page
☒

Add Photo(s)

Add Video



Upload or drop your photo(s) here

Accepted file types: .jpg, .png, .jpeg, .gif
Max file size: 3 MB


Message *

What do you want to tell people?

Delivery Options

☒ Post Now


☐ Post Later




mm/dd/yy

Manage Your Social Accounts


Connect and post content to your social accounts, and engage with people as effectively as possible through [Social Media Manager](#).

 Twitter


Connect Account

 SpikeHighSchool

Disconnect


 Facebook

Connect



 Principal Spike

Disconnect

Page(s) connected with this account:

 Spike High School
Facebook Page

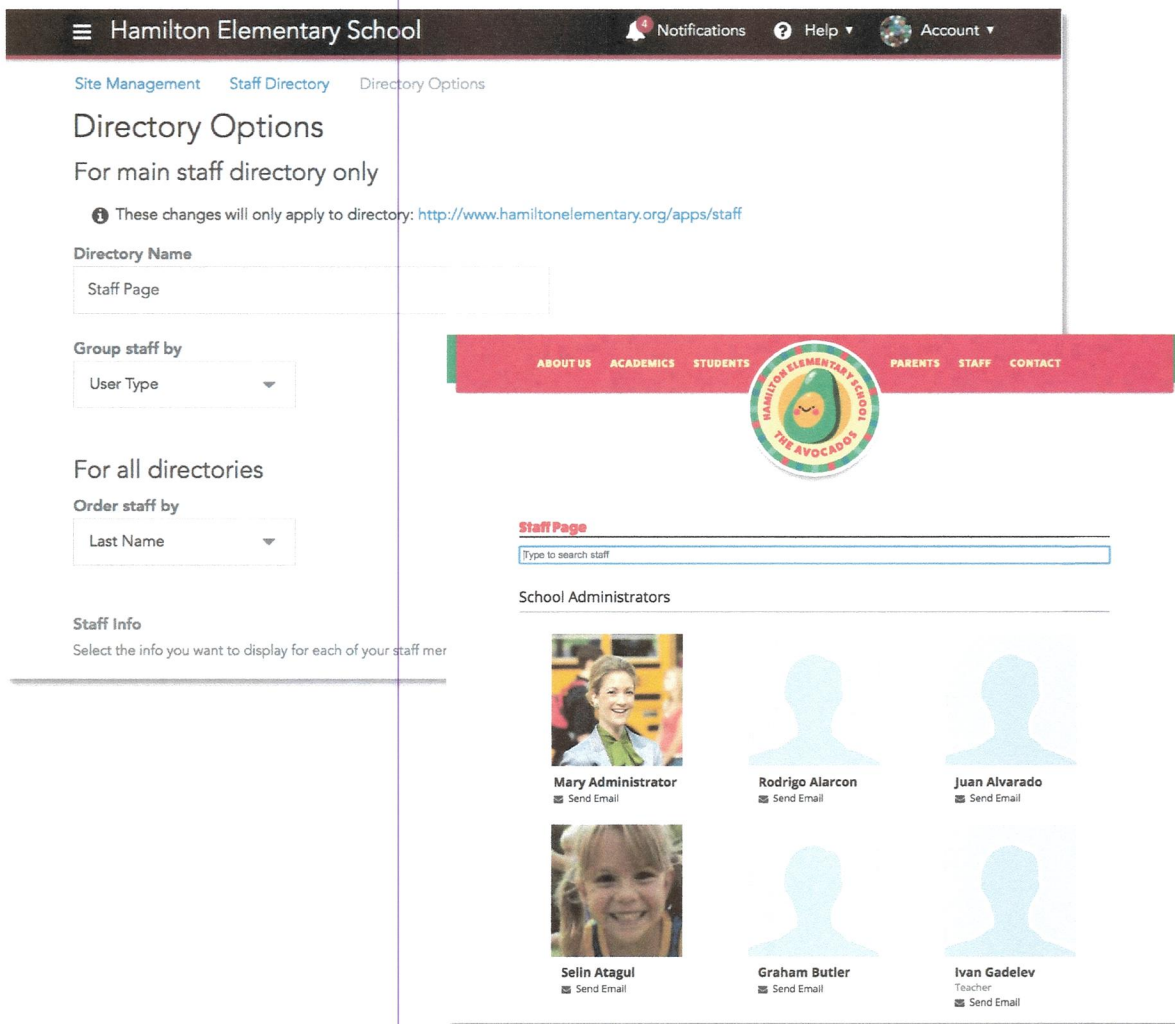
Disconnect

 140  63,206

©Edlio, LLC. All rights reserved.

Staff Directory

Listing all your staff members for students and parents to easily access has never looked so good. With multiple directory options, choose from different layouts, decide which information to show, and order your staff by department, position, first name, or last name.



The screenshot displays the Edlio Staff Directory interface for Hamilton Elementary School. The top navigation bar includes a hamburger menu, the school name, and links for Notifications, Help, and Account. The main content area is titled "Directory Options" and includes a sub-header "For main staff directory only". A note states: "These changes will only apply to directory: <http://www.hamiltonelementary.org/apps/staff>". The "Directory Name" field is set to "Staff Page". The "Group staff by" dropdown is set to "User Type". The "For all directories" section has the "Order staff by" dropdown set to "Last Name". The "Staff Info" section prompts the user to "Select the info you want to display for each of your staff member".

The right side of the interface shows the "Staff Page" layout. It features a red header with navigation links: ABOUT US, ACADEMICS, STUDENTS, PARENTS, STAFF, and CONTACT. A circular logo for "HAMILTON ELEMENTARY SCHOOL THE AVOCADOS" is centered. Below the header is a search bar labeled "Staff Page" with the placeholder text "Type to search staff". The "School Administrators" section displays a grid of staff members:

Staff Member	Position	Action
Mary Administrator	Administrator	Send Email
Rodrigo Alarcon	Administrator	Send Email
Juan Alvarado	Administrator	Send Email
Selin Atagul	Teacher	Send Email
Graham Butler	Teacher	Send Email
Ivan Gadelev	Teacher	Send Email

Website Accessibility

ADA, WCAG, Section 504 and 508, website accessibility - these are all top of mind for many schools and districts. ADA (the Americans with Disabilities Act) is all about making sure the content of your website is accessible to all visitors. Today, we have Web Content Accessibility Guidelines (WCAG) and Section 508 Standards to serve as guidance for how to do just that.

Edlio is committed to providing a platform for accessible websites that meet Section 508 guidelines and Level AA conformance to WCAG 2.1. As your CMS provider, we will work with you to ensure your website is accessible.


At Edlio, we design and build your website with accessibility in mind. Here are a few examples of how we do just that.

- We ensure your site is displayed consistently across different browsers and platforms.
- We include a 'Skip to main content' link so visitors on screen readers can use their keyboard to skip the navigation at the top of each page.
- We use color contrast tools to meet the recommended contrast ratio for text.



When thinking about a CMS platform, we know you need a partner that addresses accessibility beyond the initial launch. That's why Edlio has built-in tools for you to manage your site's content accessibility, including:

- Automatic transcripts for videos as well as closed captioning in English or Spanish.
- An alt text setting where you can require alt text be entered for all media uploaded to the site.
- Site navigation that is accessible by keyboard.
- Pages that are already structured logically with clear header tags for screen readers.
- A form builder that automatically adds the required labels and has instructions and error handling already included.



(877) 623-7200
www.edlio.com



Add-ons

AudioEye

ADD-ON

Making Accessibility Accessible

Achieving and maintaining Web Accessibility Compliance has never been easier. Edlio is now offering the AudioEye Ally Managed Service to Edlio clients.

Add AudioEye's Ally Toolbar to your Edlio website to get:

Fully Managed Service: Turning on AudioEye is as simple as opting-in. Right away, the solution begins to remove access barriers that may impede access for individuals with disabilities.

Dedicated Website Accessibility Help Desk: 24/7 support from dedicated web accessibility subject matter experts is built-in.

Always-on Remediation Technology: Technology that goes beyond simply telling you what's wrong. The AudioEye solution actually fixes issues and removes access barriers.

Continuous Compliance Monitoring: Achieves and sustains substantial conformance with Web Content Accessibility Guidelines (WCAG) 2.0 Level AA Success Criteria.

Patented web personalization tools: Your members—and all site visitors—are provided free access to assistive tools that are tailored to diverse needs.

For more information about this exciting opportunity, please reach out to your Edlio account representative today. Taking a proactive approach to digital inclusion is the most important step schools and districts can take to mitigate their ADA-compliance risk.

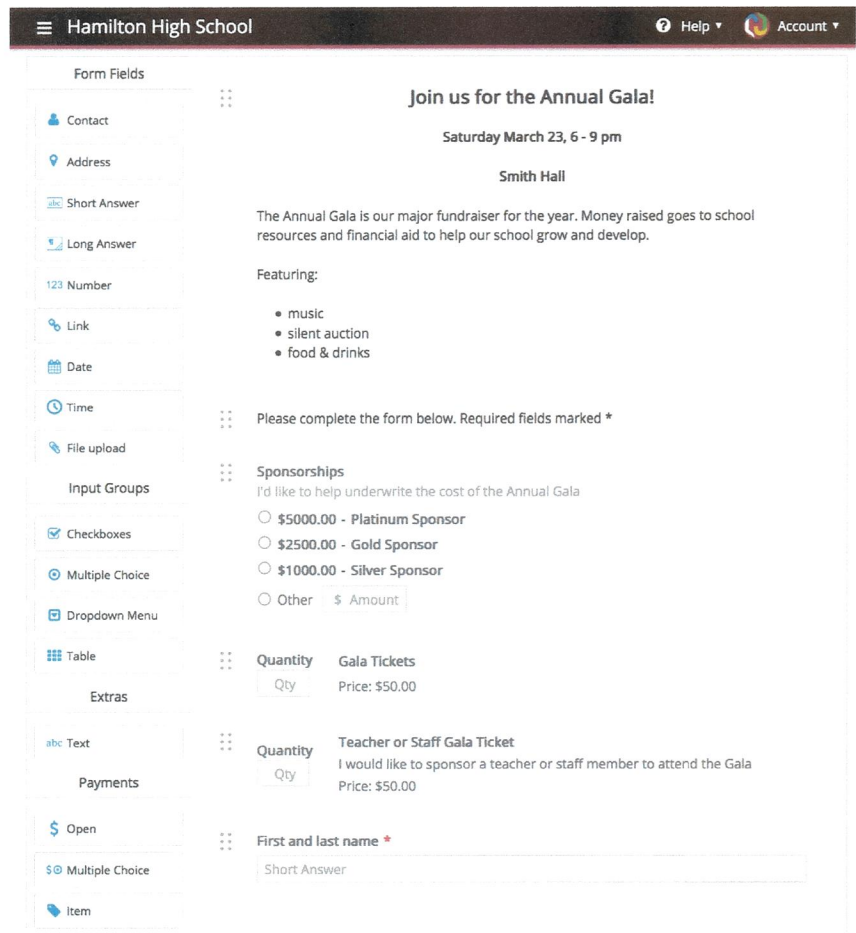


Forms and Payments

Collect form responses, payments, and donations with the enhanced Forms and Payments feature.

- Easily create forms by drag and drop.
- Collect admissions applications and fees in one place.
- Sell yearbooks, offer varied donation amounts, and collect fees for field trips without leaving your Edlio website.
- Publish responsive forms in minutes.
- Edit and close forms whenever you need.
- Customize the submit button text, confirmation page, and closed form page.
- Truly become paperless and save costs from paper-based forms.
- Payment functionality enables districts to receive payments immediately, no longer handle checks or cash.

Available as an add-on to your Edlio CMS. Contact your Edlio representative for pricing.



The screenshot displays the Edlio Forms and Payments interface for Hamilton High School. The top navigation bar includes the school name, a help icon, and an account dropdown. The sidebar on the left lists various form fields and input groups that can be dragged into the form. The main form area is titled 'Join us for the Annual Gala!' and includes the date 'Saturday March 23, 6 - 9 pm' and the location 'Smith Hall'. The form content includes a description of the Annual Gala, a list of featured items (music, silent auction, food & drinks), a section for sponsorships with radio button options for different donation levels, and two ticket purchase sections with quantity inputs and prices. The form also includes a 'First and last name' field and a 'Short Answer' field.

Hamilton High School

Help Account

Form Fields

- Contact
- Address
- Short Answer
- Long Answer
- 123 Number
- Link
- Date
- Time
- File upload

Input Groups

- Checkboxes
- Multiple Choice
- Dropdown Menu
- Table

Extras

- abc Text

Payments

- \$ Open
- \$ Multiple Choice
- Item

Join us for the Annual Gala!

Saturday March 23, 6 - 9 pm

Smith Hall

The Annual Gala is our major fundraiser for the year. Money raised goes to school resources and financial aid to help our school grow and develop.

Featuring:

- music
- silent auction
- food & drinks

Please complete the form below. Required fields marked *

Sponsorships

I'd like to help underwrite the cost of the Annual Gala

☐ \$5000.00 - Platinum Sponsor

☐ \$2500.00 - Gold Sponsor

☐ \$1000.00 - Silver Sponsor

☐ Other \$ Amount

Quantity Gala Tickets

Qty Price: \$50.00

Quantity Teacher or Staff Gala Ticket

Qty Price: \$50.00

I would like to sponsor a teacher or staff member to attend the Gala

First and last name *

Short Answer

(877) 623-7200
www.edlio.com



School News App

ADD-ON



Edlio's School News App is purpose-built for parents to catch up on news, view calendars, and receive notifications from one or more Edlio schools and districts. Available for iOS and Android, this single app solution for all CMS customers means setup is a cinch and parents can see multiple schools in one app!

Sign and Done

After a quick setup, your school is immediately available in the School News App. The app is free for parents to install.

Multiple Schools in One App

Parents can add multiple schools in the app, adding and removing them from the app as their family needs change.

Familiar Interface

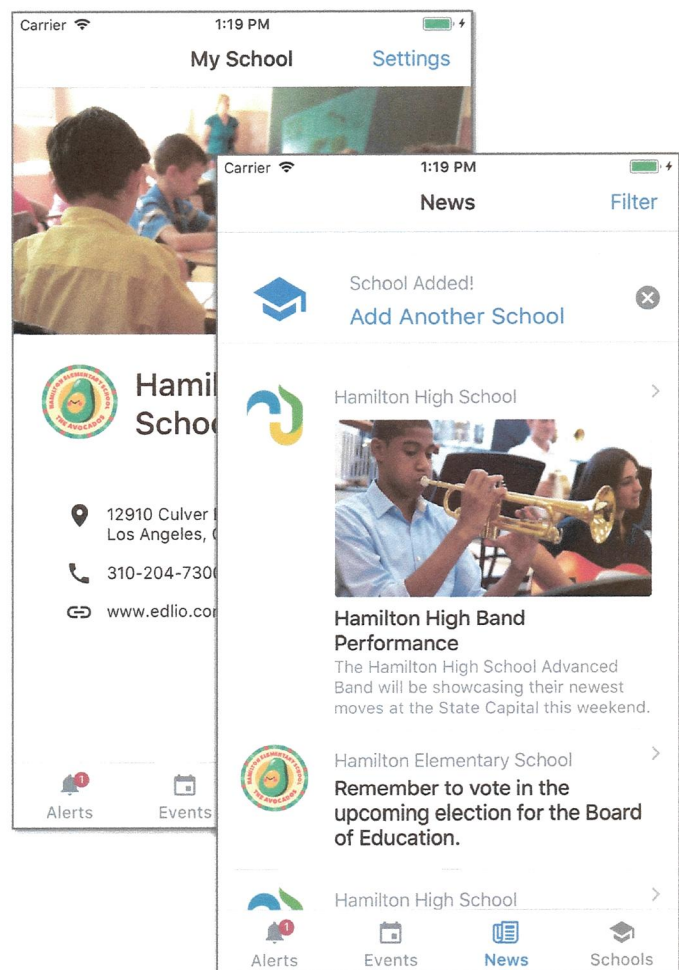
The simple design of this app was inspired by the email, text, and calendar apps you already use on your phone.

Seamless Posting

Your news and events will be automatically added to the app as they are added to your Edlio website.

App Alerts

Send push notifications directly to app users from your Edlio admin site.



Available as an add-on to your Edlio CMS. Contact your Edlio representative for pricing.


SIS Integration with Attendance Alerts

ADD-ON

Integrate your Edlio website with popular SIS services including Aeries, PowerSchool, Skyward, and Illuminate, and send attendance alerts from the admin site! SIS integration makes it easy to stay in touch with your community by giving you easy access to all of your contacts.

Features include:

- Linking multiple SIS accounts to one CMS account - great for districts
- Importing contacts from Aeries and PowerSchool without leaving the admin site
- Creating contact lists without downloading or uploading .csv files
- Searching for contacts with useful parameters like Enrollment Date or Birthday
- Creating and accessing custom contact lists for schools without SIS services
- Using custom contact lists for other features such as Email Sender and Voice Messaging
- Marking attendance and sending automated emails to parents when their child is absent



Hamilton Elementary School

Contact Lists Attendance

Attendance

Attendance Status
EXCUSED, Dr Note, ILLNESS

Notified
Parents / Guardians

Notified Through
Text Alerts, Voice Messages, Email Sender

Notification sent daily
11:30 AM

Text message recipients
Voice message recipients
Email sender recipients

illuminate education

Manage Setup

Aeries®
Student Information System

PowerSchool

Powered by edlio

Available as an add-on to your Edlio CMS. Contact your Edlio representative for pricing. (A setup fee may apply.)



SIS Generic Integration

ADD-ON

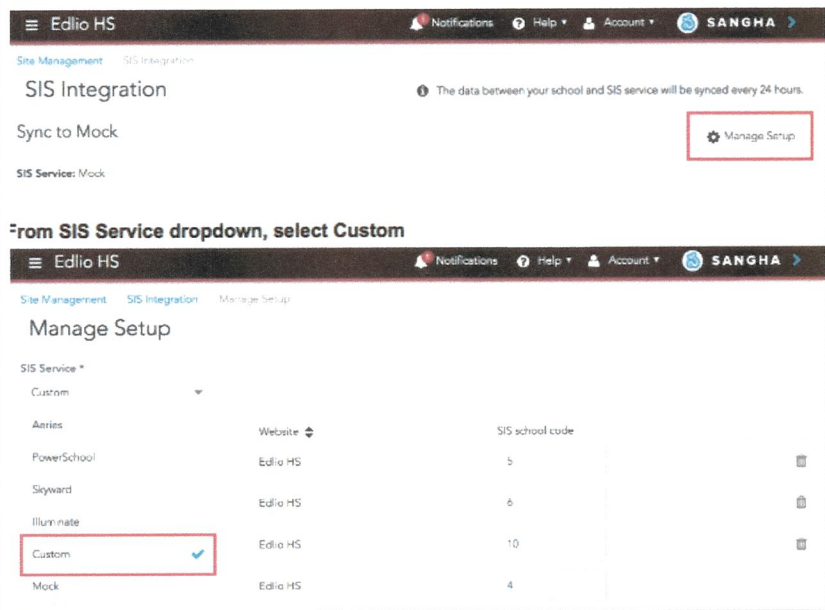
Integrate your Edlio website with popular SIS services including Aeries, PowerSchool, Skyward, and Illuminate, and send attendance alerts from the admin site! SIS integration makes it easy to stay in touch with your community by giving you easy access to all of your contacts.

Import your SIS data to your Edlio admin site, even if we do not yet offer an integration with your SIS service. The generic SIS importer tool allows users to upload SIS data in a CSV file to their admin site, making it easy to access important data regardless of which tools you use.

The SIS data importer:

- Supports direct communication tools, such as Email Sender, Text Alerts, and Voice Messaging
- Connects seamlessly to our Contact Lists feature
- Allows users to upload CSV files through a drag-and-drop uploader

Available as an add-on to your Edlio CMS. Contact your Edlio representative for pricing.



The screenshot displays two screenshots of the Edlio HS admin interface. The top screenshot shows the 'SIS Integration' page with a 'Manage Setup' button highlighted. The bottom screenshot shows the 'Manage Setup' page with a table of SIS services. The 'Custom' option is selected in the 'SIS Service' dropdown, and the 'Custom' row in the table is highlighted.

SIS Integration Page:

- Header: Edlio HS, Notifications, Help, Account, SANGHA
- Breadcrumbs: Site Management > SIS Integration
- Section: SIS Integration
- Info: The data between your school and SIS service will be synced every 24 hours.
- Buttons: Sync to Mock, Manage Setup (highlighted)
- Text: SIS Service: Mock
- Instruction: From SIS Service dropdown, select Custom

Manage Setup Page:

- Header: Edlio HS, Notifications, Help, Account, SANGHA
- Breadcrumbs: Site Management > SIS Integration > Manage Setup
- Section: Manage Setup
- Form: SIS Service * (dropdown menu)
- Table:


SIS Service *	Website	SIS school code	
Custom			
Aeries			
PowerSchool	Edlio HS	5	
Skyward	Edlio HS	6	
Illuminate	Edlio HS	10	
Custom	Edlio HS	10	
Mock	Edlio HS	4	

Text Alerts

ADD-ON

Reach your entire school community with text alerts. Website administrators and select teachers can send text messages to specific groups (7th grade teachers, drama club members, Kindergarten parents...) or to everyone - it's an easy way to notify your community. With this built-in tool, you can:

- Send messages right from your Edlio admin site.
- View statistics for text messages.
- Send text messages immediately or schedule for later delivery.
- Send messages to cell phones on all networks with text messaging capabilities.
- Review all prior messages in the admin site and view statistics on sent messages.
- Upload and save contact lists, so you can resend them messages.
- Send messages to existing contact lists.



Available as an add-on to your Edlio CMS.
Contact your Edlio representative for pricing.

[Announce](#) [Text Alerts](#) [New Alert](#)

Text Alerts

Recipients
Contact Lists:

3rd Grade with Mrs. L Algebra-Period 2
Chemistry 101 Coding 101 Intro to Python (Period 1)
Databases 101

Estimated send time: 3 seconds

Message

Hamilton High School:
Driveway paving tomorrow. Traffic diverted to 2nd Ave.

77 / 480

i Announce Messages containing more than 160 characters will be concatenated. This means that recipients will receive more than one message.

i Occasionally you may wish to remind recipients how to control message delivery: 'Reply STOP to opt out, START to opt in, and HELP for more options.'

Delivery Options
☒ Send Now
☐ Send Later

Voice Messaging

Use Voice Messaging to send voicemails directly to your community! Website administrators and select teachers can send voicemails to specific groups (4th grade parents, PTA members, drama club members...) or to everyone - it's an easy way to notify parents about school closures or other urgent messages. With Voice Messaging, you can:

- Send voicemails to anyone with a cell phone or landline.
- Upload and save contact lists, so you can resend them messages.
- Send messages to existing contact lists.
- Send voicemails immediately or schedule for later delivery.
- View sent messages statistics and activity.
- Review all prior voicemails in the admin site.
- Send messages using a text-to-speech service for audio.

Audio *

- ☒ Call me so I can record my message in my own voice.



(310) 555-5555

Call me!

- ☐ Use the text-to-speech service to create the audio of my script.

Available as an add-on to your Edlio CMS. Contact your Edlio representative for pricing.

[Announce](#) [Voice Messages](#) [New Message](#)

New Message

Recipients *
Contact Lists: [Add Existing](#) [Upload New](#)
555-555-5555 ✕ 310-555-5555 ✕ 213-555-5555 ✕ 707-555-5555 ✕

Estimated send time: 4 seconds


Message Content
Subject *
For your records only.
Upcoming Graduation Event

Script *
Join Hamilton High School for a must-see graduation event! June 15th, 2017 at 8am on the football field.

At the end of each voice message, the recipient will be able to opt out of receiving future messages.

Audio *

☒ Call me so I can record my message in my own voice.

 (310) 555-5555 [Call me!](#)

☐ Use the text-to-speech service to create the audio of my script.

Delivery Options *

☒ Send Now
☐ Send Later