



**FLOYD COUNTY BOARD OF EDUCATION**  
**Danny Adkins, Superintendent**  
442 KY RT 550  
Eastern, KY 41622  
Telephone (606) 886-2354 Fax (606) 886-4550  
[www.floyd.kyschools.us](http://www.floyd.kyschools.us)

Sherry Robinson- Chair - District 5  
William Newsome, Jr., Vice-Chair - District 3  
Linda C. Gearheart, Member - District 1  
Dr. Chandra Varia, Member- District 2  
Rhonda Meade, Member - District 4

**Student Support:** Receive Utility Report for Prestonsburg Elementary.

**Applicable Statute(s), etc.:** N/A

**Fiscal Budgetary Impact:**

2017/2018 SY (July 17-June 18) \$90,836

2018/2019 SY (July 18-June 19) \$80,701

**History / Background:**

**February 2020**

Board received utility report for Betsy Layne High School.


**Staff Recommendation:** To accept report as presented.

Contact Person:

Gregory Adams

Director of Facilities

(606) 874-9569

  
Director

  
Superintendent

**DATE:** March 23, 2020



# Utility Report

## March 23, 2020



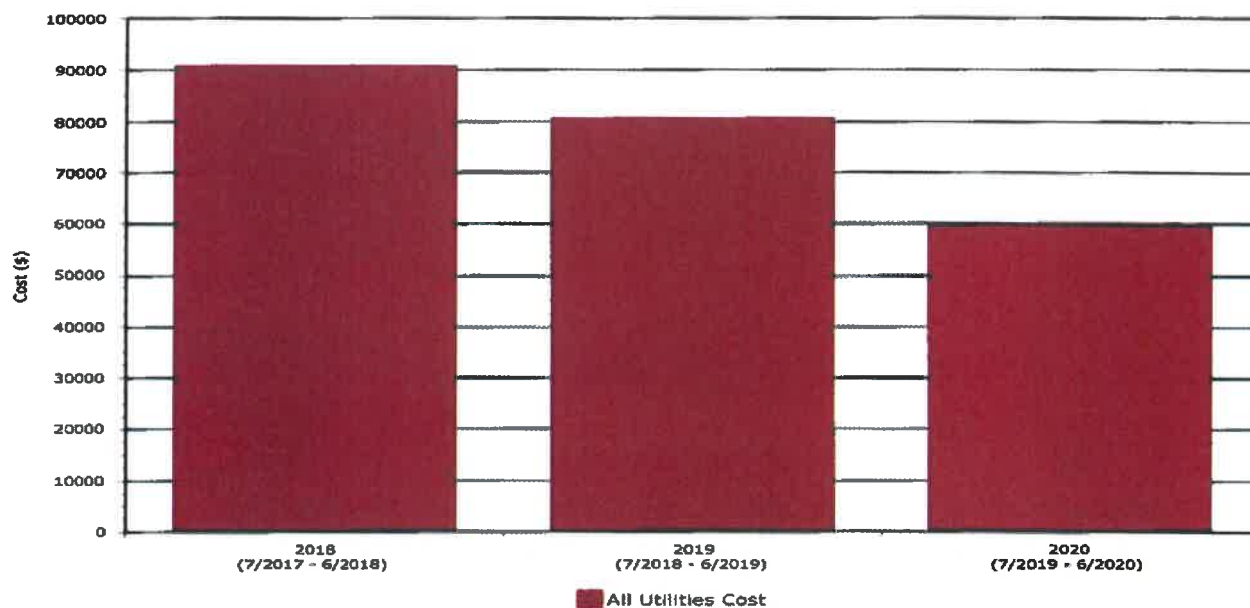
# Prestonsburg Elementary School

## 2017-2018 / 2018-2019

### School Years



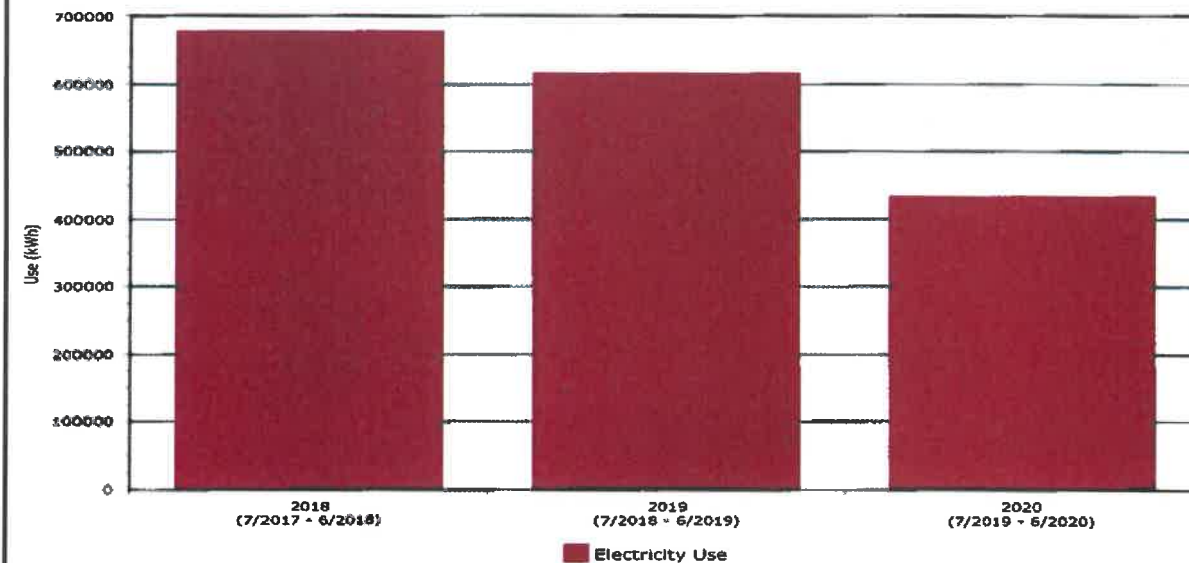
**Year-Over-Year Comparison All Utilities**  
**Floyd County Board of Education**  
**Prestonsburg Elem. New School -- 7/2017 to 6/2020**



**Year-Over-Year Comparison**  
**Floyd County Board of Education**  
**Prestonsburg Elem. New School -- 7/2017 to 6/2020**

Period	All Utilities Cost
2018	\$90,836
2019	\$80,701
2020	\$59,925

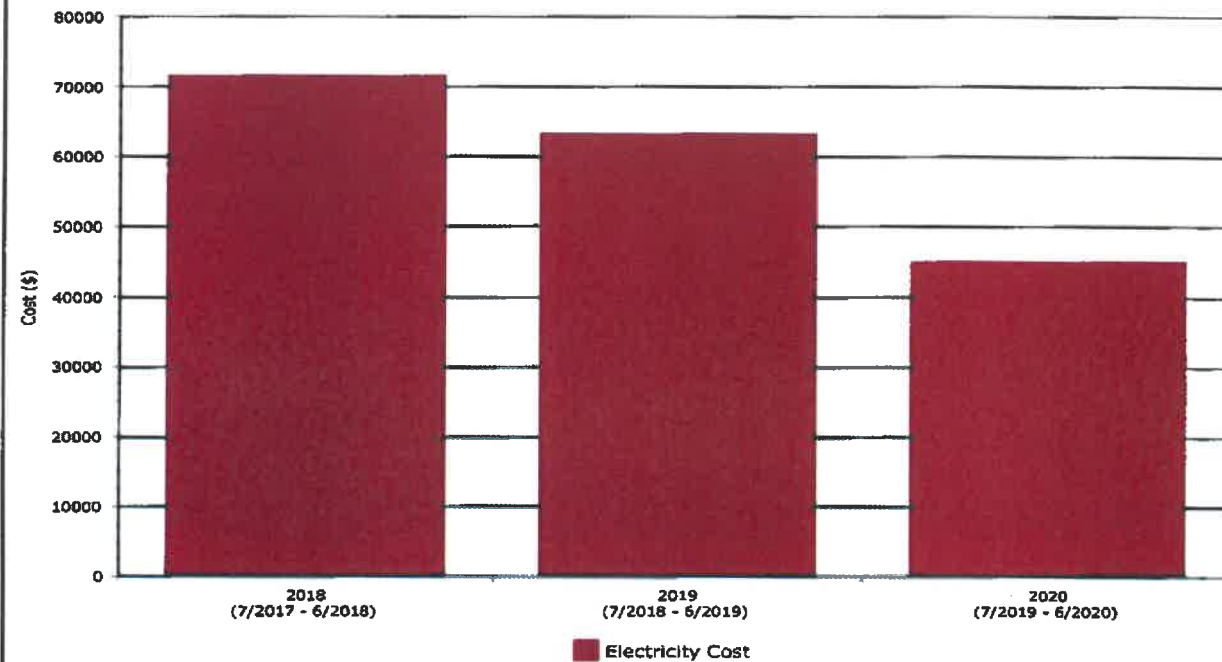
**Year-Over-Year Comparison Electricity Use**  
**Floyd County Board of Education**  
**Prestonsburg Elem. New School -- 7/2017 to 6/2020**



**Year-Over-Year Comparison**  
**Floyd County Board of Education**  
**Prestonsburg Elem. New School -- 7/2017 to 6/2020**

Period	Electricity Use (kWh)
2018	677,280
2019	616,000
2020	432,880

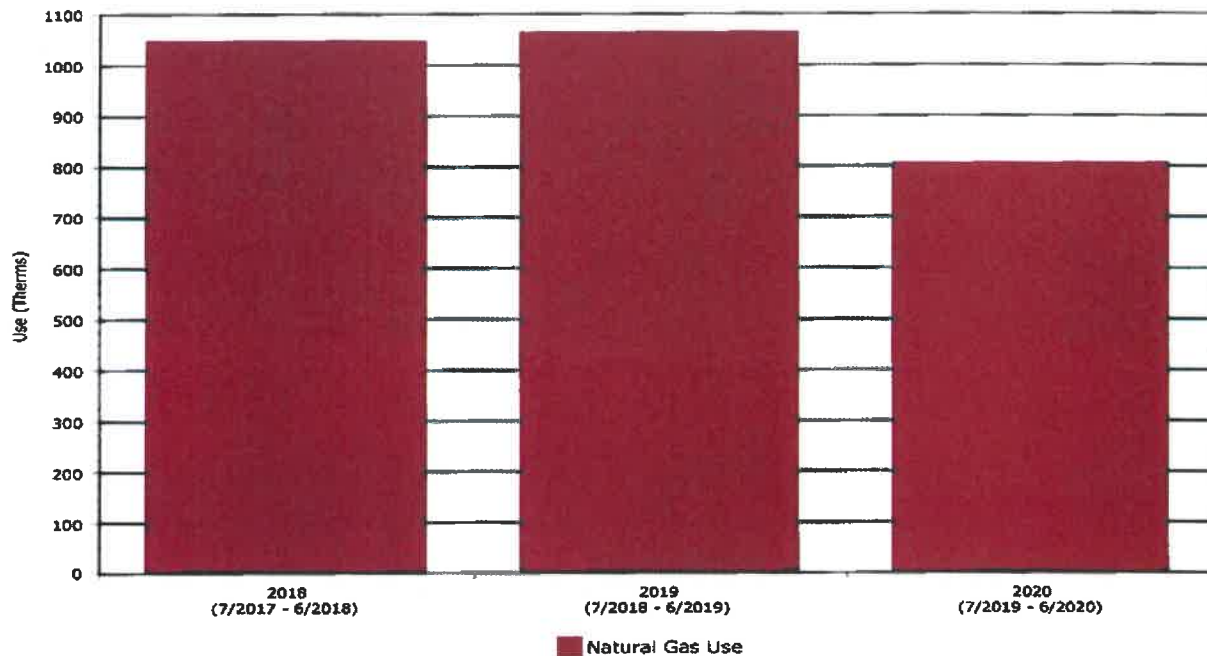
**Year-Over-Year Comparison Electricity Cost**  
**Floyd County Board of Education**  
**Prestonsburg Elem. New School -- 7/2017 to 6/2020**



**Year-Over-Year Comparison**  
**Floyd County Board of Education**  
**Prestonsburg Elem. New School -- 7/2017 to 6/2020**

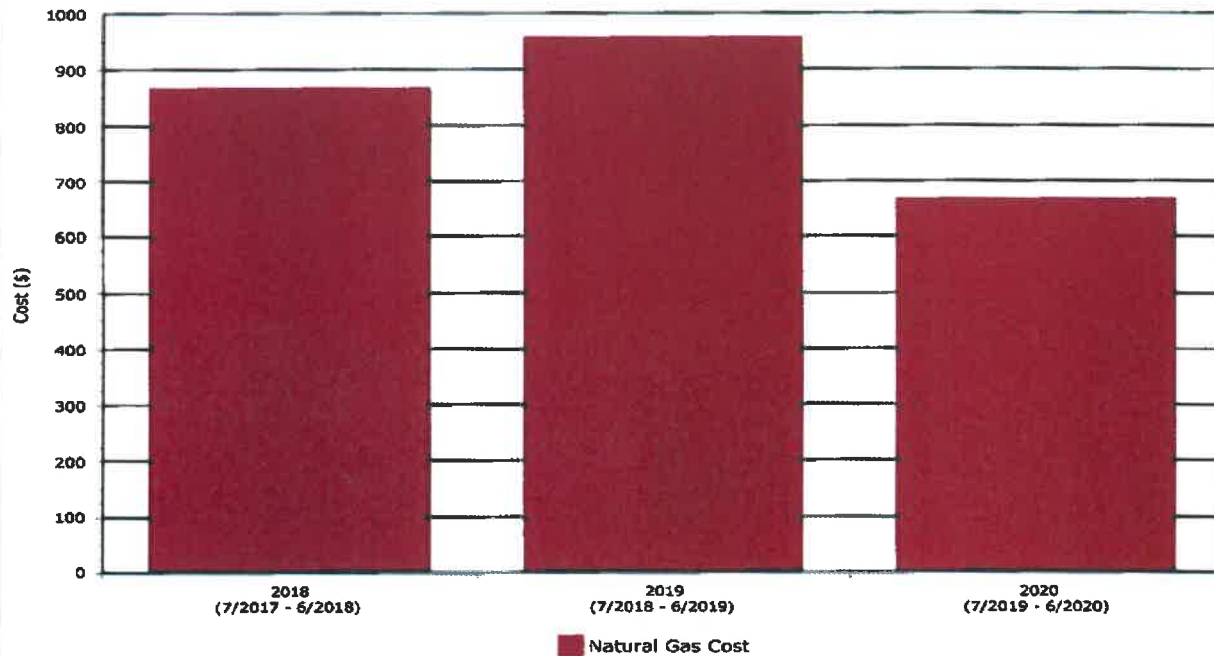
<b>Period</b>	<b>Electricity Cost</b>
2018	\$71,702
2019	\$63,475
2020	\$45,174

**Year-Over-Year Comparison Gas Use**  
**Floyd County Board of Education**  
**Prestonsburg Elem. New School -- 7/2017 to 6/2020**



Year-Over-Year Comparison	
Floyd County Board of Education	
Prestonsburg Elem. New School -- 7/2017 to 6/2020	
Period	Natural Gas Use (Therms)
2018	1,050
2019	1,065
2020	808

**Year-Over-Year Comparison Gas Cost**  
**Floyd County Board of Education**  
**Prestonsburg Elem. New School -- 7/2017 to 6/2020**

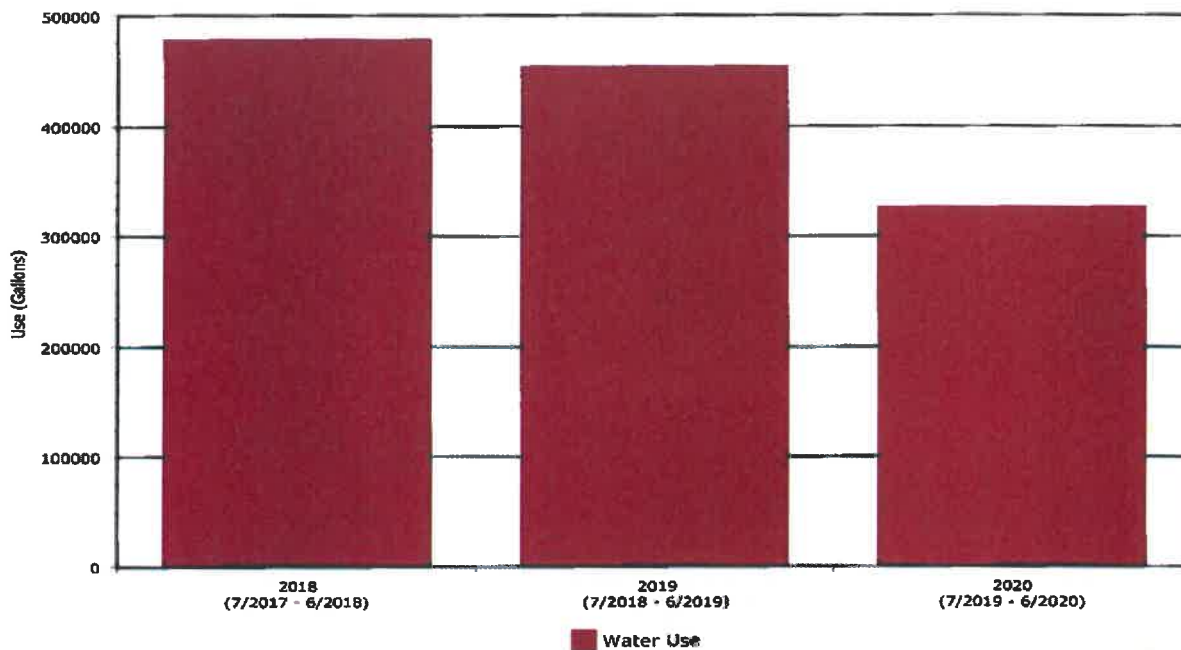


**Year-Over-Year Comparison**  
**Floyd County Board of Education**  
**Prestonsburg Elem. New School -- 7/2017 to 6/2020**

<b>Period</b>	<b>Natural Gas Cost</b>
2018	\$867
2019	\$957
2020	\$667



**Year-Over-Year Comparison Water Use**  
**Floyd County Board of Education**  
**Prestonsburg Elem. New School -- 7/2017 to 6/2020**

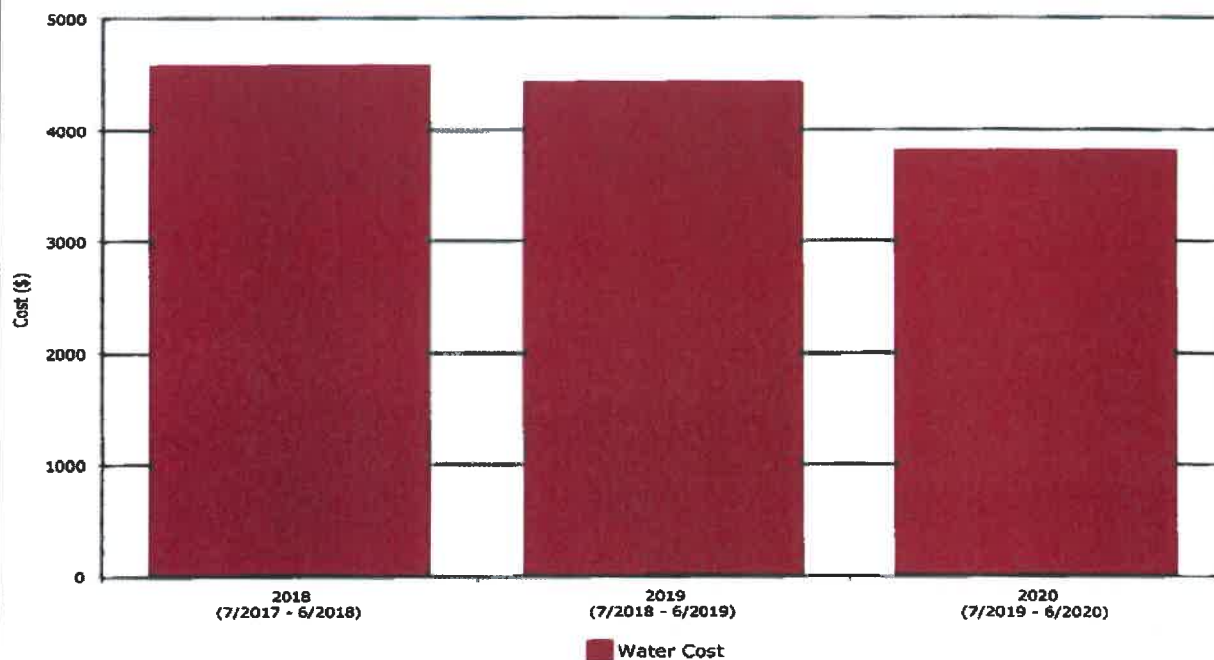


**Year-Over-Year Comparison**  
**Floyd County Board of Education**  
**Prestonsburg Elem. New School -- 7/2017 to 6/2020**  
**Period**

**Water Use (Gallons)**

2018	479,200
2019	454,400
2020	327,000

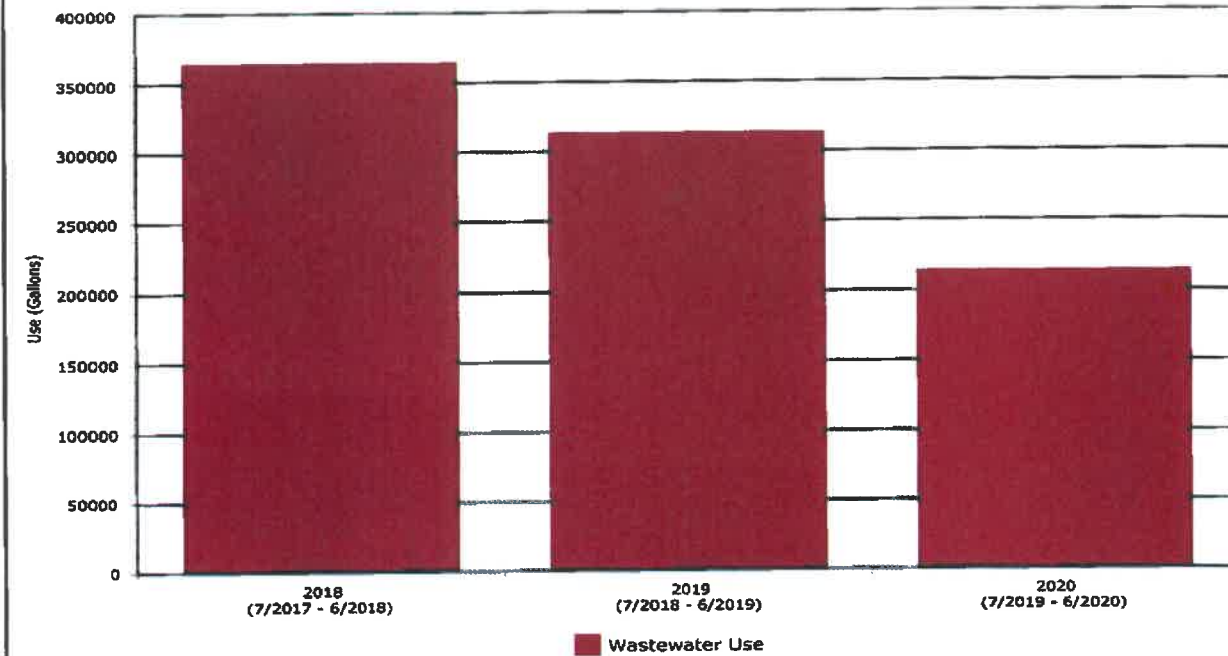
**Year-Over-Year Comparison Water Cost**  
**Floyd County Board of Education**  
**Prestonsburg Elem. New School -- 7/2017 to 6/2020**



**Year-Over-Year Comparison**  
**Floyd County Board of Education**  
**Prestonsburg Elem. New School -- 7/2017 to 6/2020**


Period	Water Cost
2018	\$4,573
2019	\$4,434
2020	\$3,813

**Year-Over-Year Comparison Sewer Use**  
**Floyd County Board of Education**  
**Prestonsburg Elem. New School -- 7/2017 to 6/2020**



Year-Over-Year Comparison	
Floyd County Board of Education	
Prestonsburg Elem. New School -- 7/2017 to 6/2020	
Period	Wastewater Use (Gallons)
2018	364,300
2019	314,100
2020	213,700

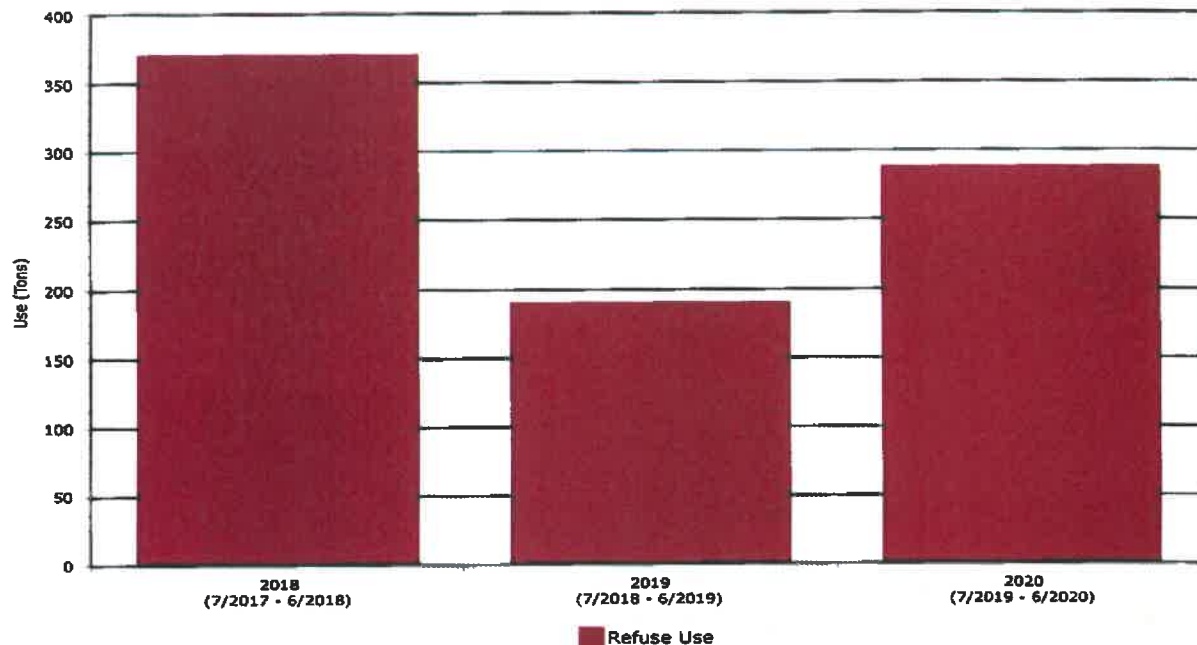
**Year-Over-Year Comparison Sewer Cost**  
**Floyd County Board of Education**  
**Prestonsburg Elem. New School -- 7/2017 to 6/2020**



**Year-Over-Year Comparison**  
**Floyd County Board of Education**  
**Prestonsburg Elem. New School -- 7/2017 to 6/2020**

<b>Period</b>	<b>Wastewater Cost</b>
2018	\$3,292
2019	\$3,358
2020	\$2,845

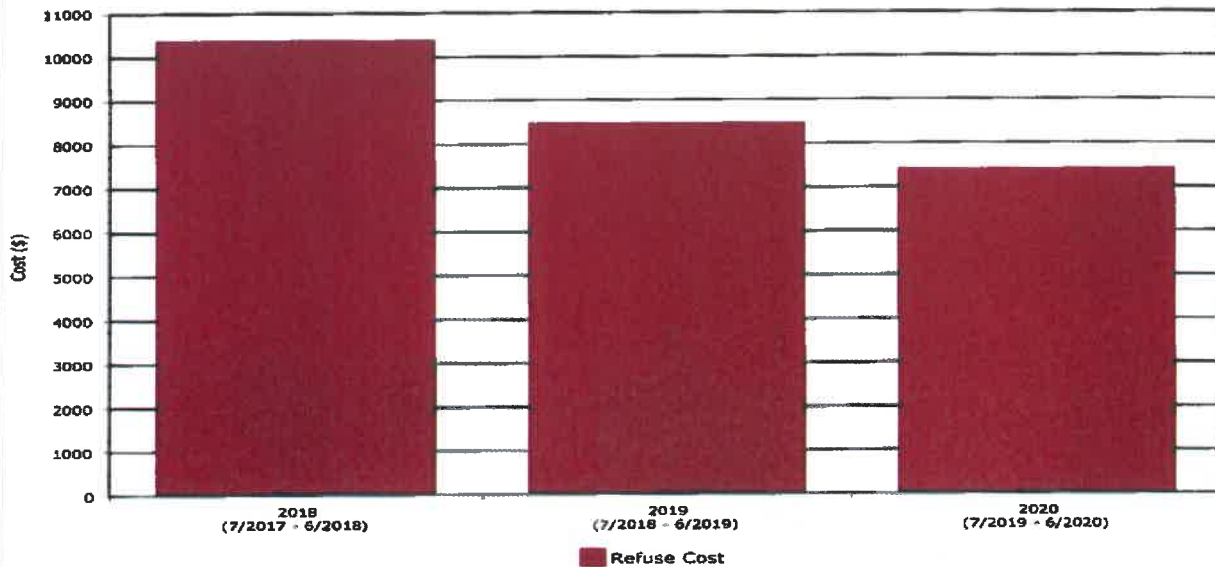
**Year-Over-Year Comparison Trash Use**  
**Floyd County Board of Education**  
**Prestonsburg Elem. New School -- 7/2017 to 6/2020**



**Year-Over-Year Comparison**  
**Floyd County Board of Education**  
**Prestonsburg Elem. New School -- 7/2017 to 6/2020**

<b>Period</b>	<b>Refuse Use (Tons)</b>
2018	371
2019	190
2020	288

**Year-Over-Year Comparison Trash Cost**  
**Floyd County Board of Education**  
**Prestonsburg Elem. New School -- 7/2017 to 6/2020**



**Year-Over-Year Comparison**  
**Floyd County Board of Education**  
**Prestonsburg Elem. New School -- 7/2017 to 6/2020**

<b>Period</b>	<b>Refuse Cost</b>
2018	\$10,402
2019	\$8,477
2020	\$7,425

# Monthly Heating and Cooling Degree Days

## KY - JULIAN CARROLL AIRPORT (JKL) -- 07/2017 to 06/2020

Year	Month	Heating Degree Days	Cooling Degree Days
2017	July	0	351
2017	August	0	246
2017	September	34	134
2017	October	200	59
2017	November	488	5
2017	December	884	0
2018	January	1,003	0
2018	February	506	8
2018	March	666	0
2018	April	399	13
2018	May	6	242
2018	June	0	296
<b>Annual Totals</b>		<b>4,186</b>	<b>1,354</b>
2018	July	0	339
2018	August	0	325
2018	September	9	256
2018	October	296	100
2018	November	664	0
2018	December	724	0
2019	January	912	0
2019	February	578	0
2019	March	642	0
2019	April	193	43
2019	May	55	166
2019	June	7	193
<b>Annual Totals</b>		<b>4,080</b>	<b>1,422</b>
2019	July	0	349
2019	August	0	330
2019	September	0	350
2019	October	180	77
2019	November	619	0
2019	December	661	0
2020	January	718	0
2020	February	633	0
2020	March	126	0
2020	April	0	0
2020	May	0	0
2020	June	0	0
<b>Annual Totals</b>		<b>2,937</b>	<b>1,106</b>