



FLOYD COUNTY BOARD OF EDUCATION
Danny Adkins, Superintendent
442 KY RT 550
Eastern, KY 41622
Telephone (606) 886-2354 Fax (606) 886-4550
www.floyd.kyschools.us

Sherry Robinson- Chair - District 5
William Newsome, Jr., Vice-Chair - District 3
Linda C. Gearheart, Member - District 1
Dr. Chandra Varia, Member- District 2
Rhonda Meade, Member - District 4

Student Support: Receive Utility Report for Betsy Layne High School.

Applicable Statute(s), etc.: N/A

Fiscal Budgetary Impact:

2017/2018 SY (July 17-June 18) \$169,666

2018/2019 SY (July 18-June 19) \$172,719

History / Background:

January 2020

Board received utility report for May Valley Elementary.

Staff Recommendation: To accept report as presented.

Contact Person:

Gregory Adams

Director of Facilities

(606) 874-9569


Director


Superintendent

DATE: February 24, 2020

Utility Report

February 24, 2020



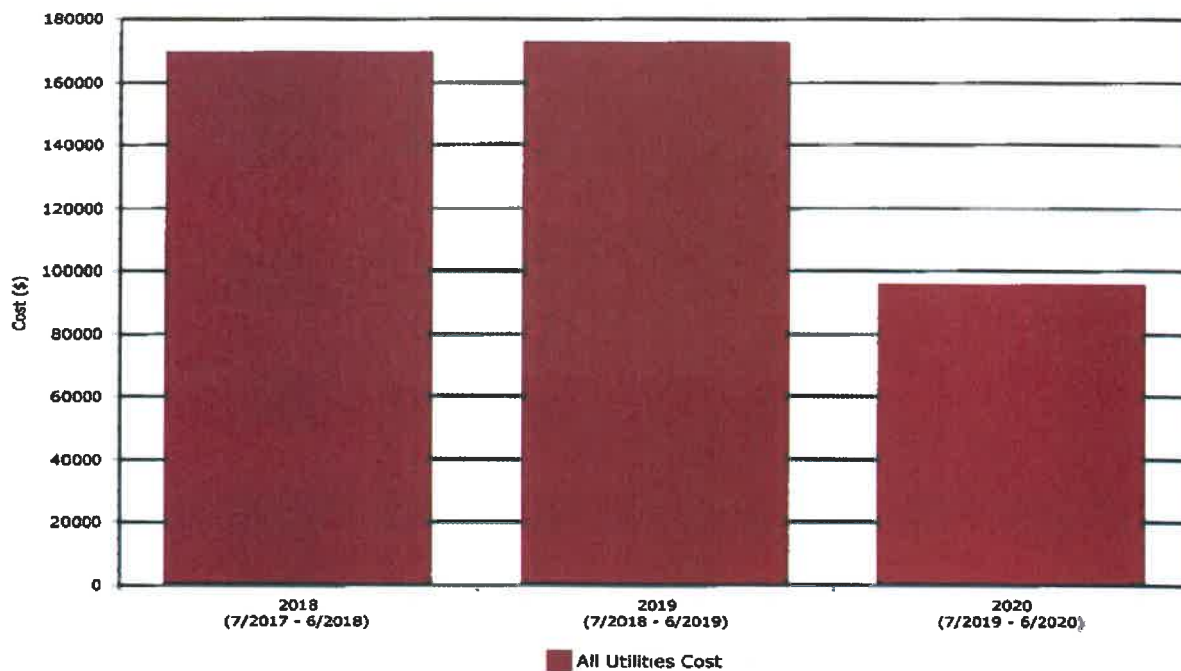
Betsy Layne High School

2017-2018 / 2018-2019

School Years



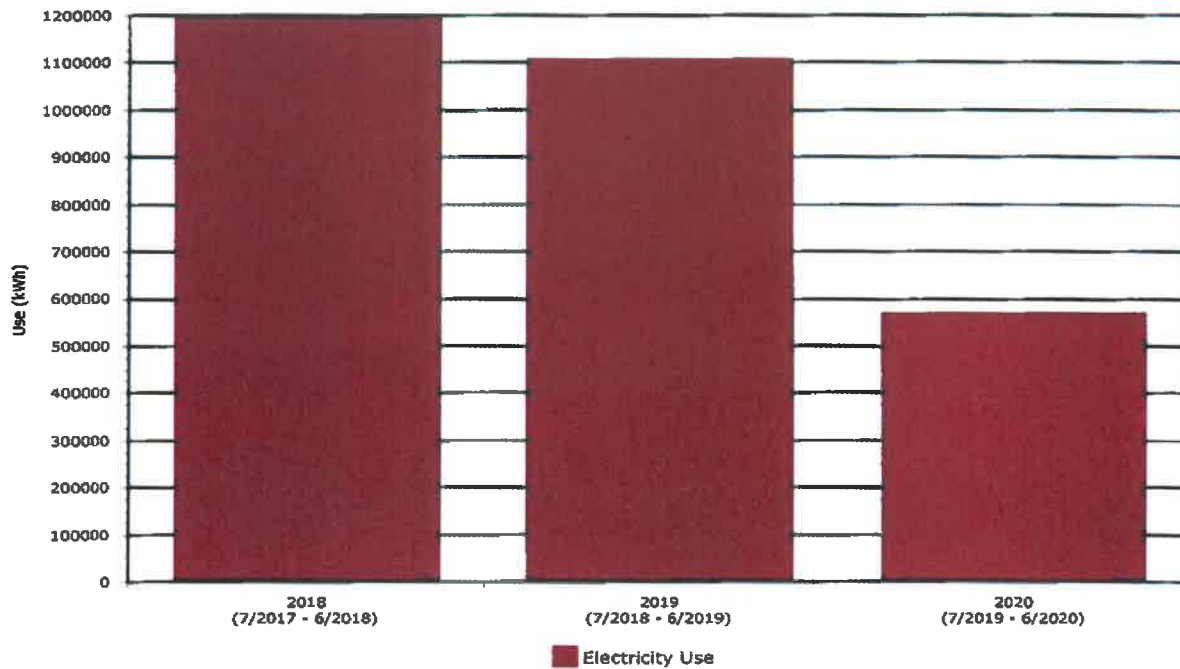
Betsy Layne High School Year-Over-Year Comparison All Utilities
Floyd County Board of Education
Selected Facilities -- 7/2017 to 6/2020



Year-Over-Year Comparison
Floyd County Board of Education
Selected Facilities -- 7/2017 to 6/2020

Period	All Utilities Cost
2018	\$169,666
2019	\$172,719
2020	\$95,875

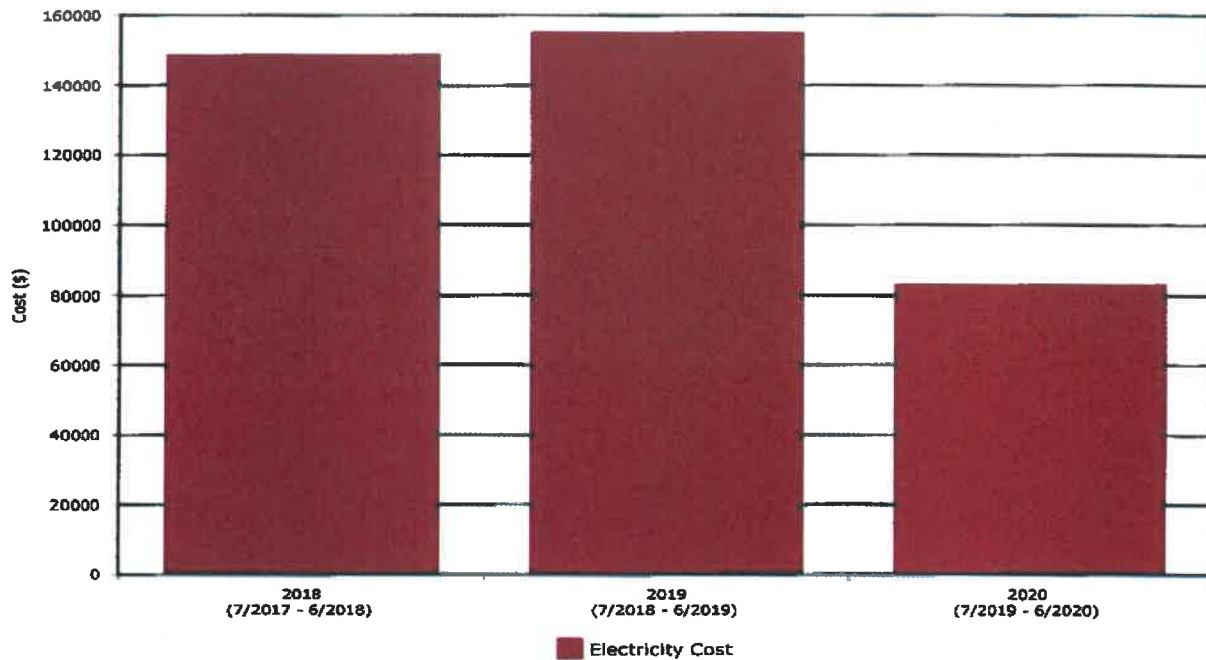
Betsy Layne High School Year-Over-Year Comparison Electricity Use
Floyd County Board of Education
Selected Facilities -- 7/2017 to 6/2020



Year-Over-Year Comparison
Floyd County Board of Education
Selected Facilities -- 7/2017 to 6/2020

Period	Electricity Use (kWh)
2018	1,196,729
2019	1,108,703
2020	570,467

Betsy Layne High School Year-Over-Year Comparison Electricity Cost
Floyd County Board of Education
Selected Facilities -- 7/2017 to 6/2020

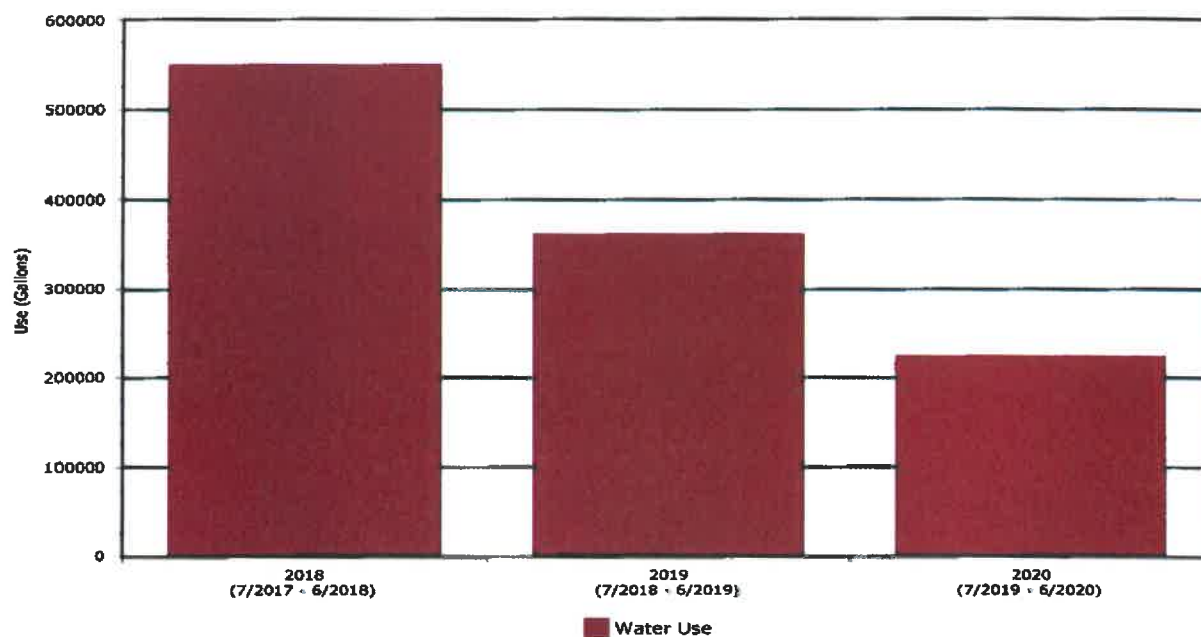


Year-Over-Year Comparison
Floyd County Board of Education
Selected Facilities -- 7/2017 to 6/2020
Period

Electricity Cost

2018	\$148,791
2019	\$155,279
2020	\$83,072

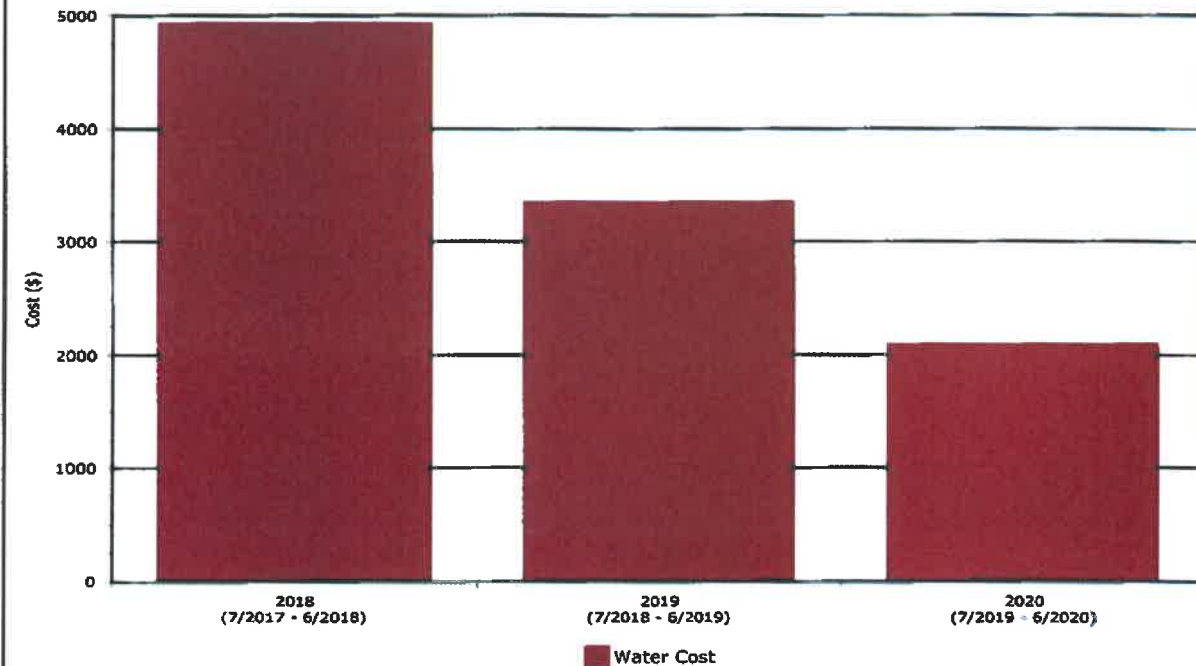
Betsy Layne High School Year-Over-Year Comparison Water Use
Floyd County Board of Education
Selected Facilities -- 7/2017 to 6/2020



Year-Over-Year Comparison
Floyd County Board of Education
Selected Facilities -- 7/2017 to 6/2020

Period	Water Use (Gallons)
2018	551,000
2019	361,000
2020	224,000

Betsy Layne High School Year-Over-Year Comparison Water Cost
Floyd County Board of Education
Selected Facilities -- 7/2017 to 6/2020

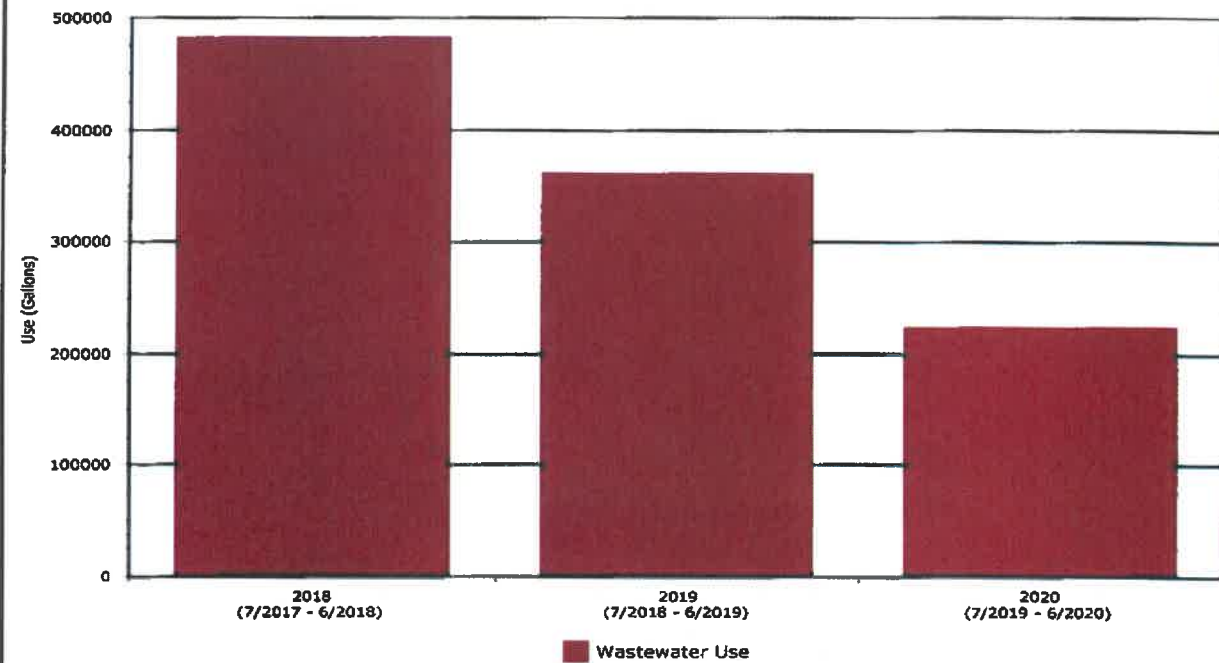


Year-Over-Year Comparison
Floyd County Board of Education
Selected Facilities -- 7/2017 to 6/2020
Period

Water Cost

2018	\$4,942
2019	\$3,356
2020	\$2,108

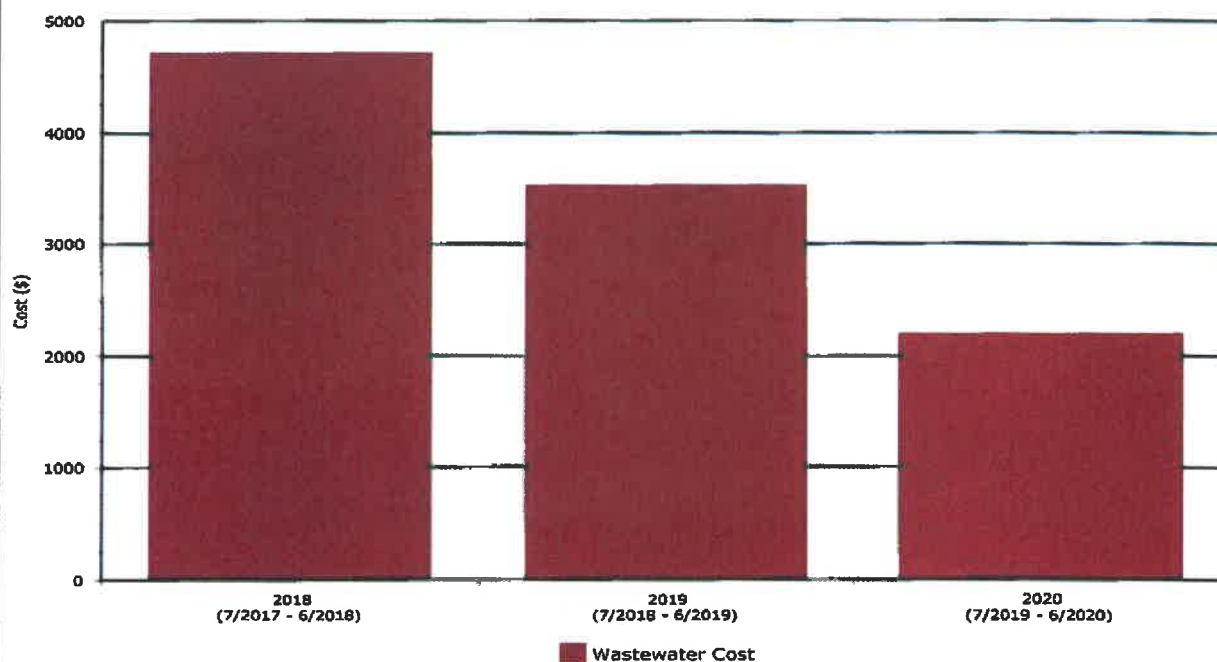
Betsy Layne High School Year-Over-Year Comparison Sewer Use
Floyd County Board of Education
Selected Facilities -- 7/2017 to 6/2020



Year-Over-Year Comparison
Floyd County Board of Education
Selected Facilities -- 7/2017 to 6/2020

Period	Wastewater Use (Gallons)
2018	483,000
2019	361,000
2020	224,000

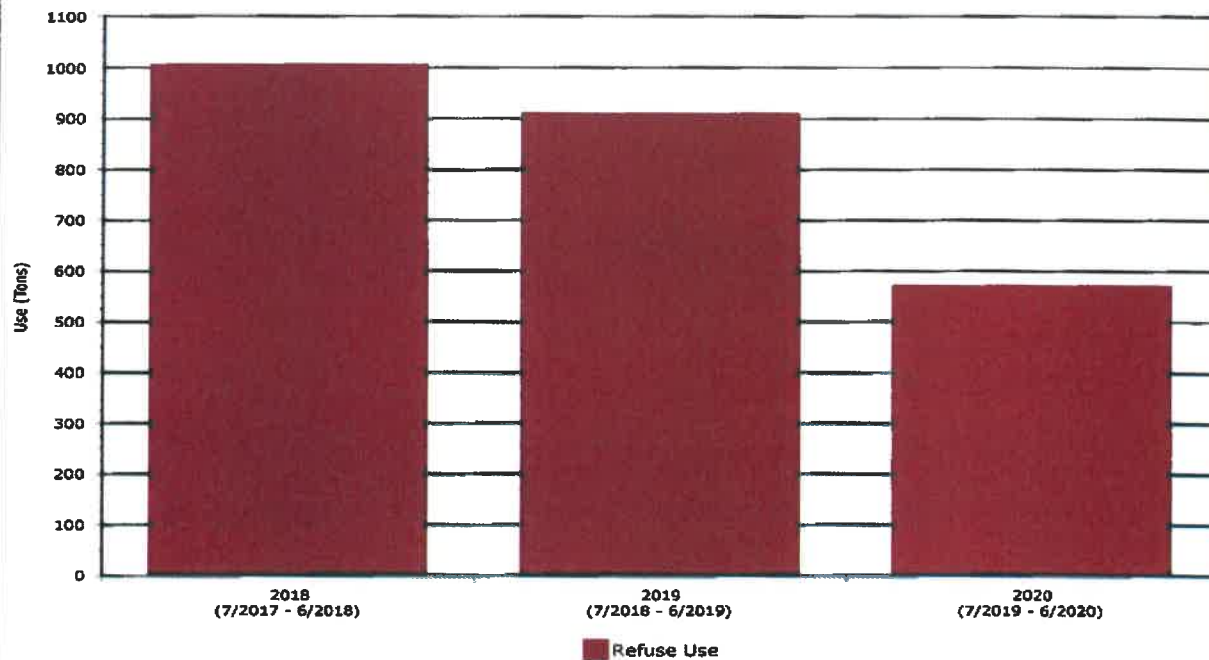
Betsy Layne High School Year-Over-Year Comparison Sewer Cost
Floyd County Board of Education
Selected Facilities -- 7/2017 to 6/2020



Year-Over-Year Comparison
Floyd County Board of Education
Selected Facilities -- 7/2017 to 6/2020

Period	Wastewater Cost
2018	\$4,710
2019	\$3,530
2020	\$2,198

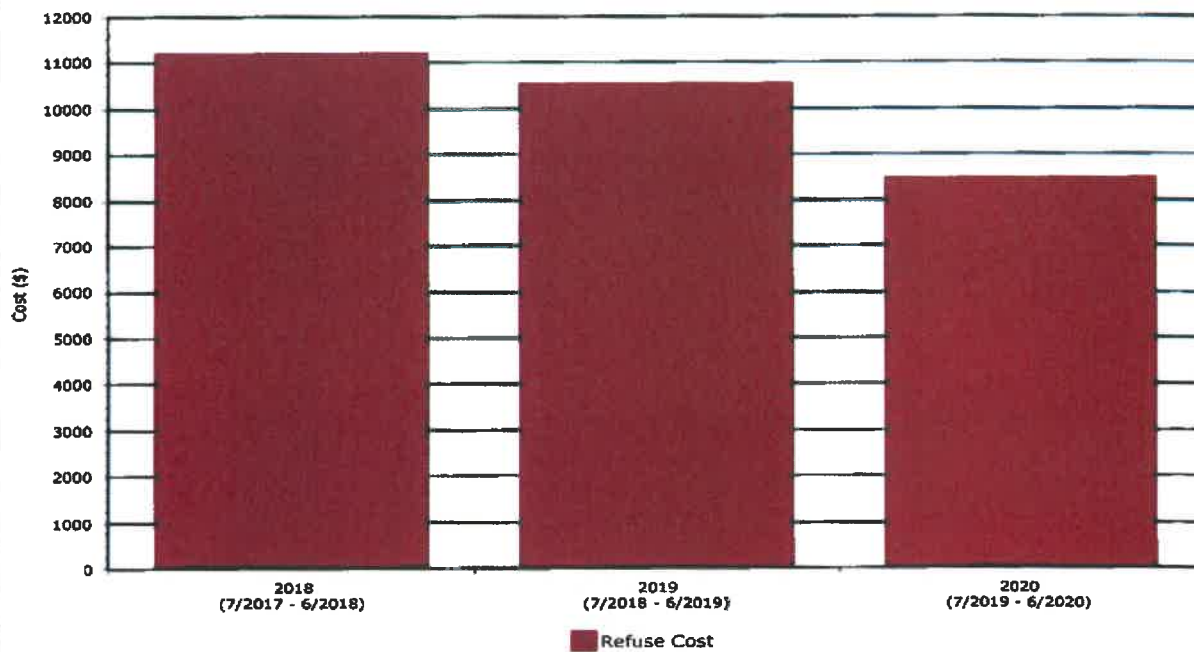
Betsy Layne High School Year-Over-Year Comparison Trash Use
Floyd County Board of Education
Selected Facilities -- 7/2017 to 6/2020



Year-Over-Year Comparison
Floyd County Board of Education
Selected Facilities -- 7/2017 to 6/2020

Period	Refuse Use (Tons)
2018	1,008
2019	912
2020	573

Betsy Layne High School Year-Over-Year Comparison Trash Cost
Floyd County Board of Education
Selected Facilities -- 7/2017 to 6/2020



Year-Over-Year Comparison
Floyd County Board of Education
Selected Facilities -- 7/2017 to 6/2020

Period	Refuse Cost
2018	\$11,223
2019	\$10,554
2020	\$8,498

Betsy Layne High School Monthly Heating and Cooling Degree Days
KY - JULIAN CARROLL AIRPORT (JKL) -- 07/2017 to 06/2020

Year	Month	Heating Degree Days	Cooling Degree Days
2017	July	0	351
2017	August	0	246
2017	September	34	134
2017	October	200	59
2017	November	488	5
2017	December	884	0
2018	January	1,003	0
2018	February	506	8
2018	March	666	0
2018	April	399	13
2018	May	6	242
2018	June	0	296
Annual Totals		4,186	1,354
2018	July	0	339
2018	August	0	325
2018	September	9	256
2018	October	296	100
2018	November	664	0
2018	December	724	0
2019	January	912	0
2019	February	578	0
2019	March	642	0
2019	April	193	43
2019	May	55	166
2019	June	7	193
Annual Totals		4,080	1,422
2019	July	0	349
2019	August	0	330
2019	September	0	350
2019	October	180	77
2019	November	619	0
2019	December	661	0
2020	January	718	0
2020	February	151	0
2020	March	0	0
2020	April	0	0
2020	May	0	0
2020	June	0	0
Annual Totals		2,329	1,106