



FLOYD COUNTY BOARD OF EDUCATION
Danny Adkins, Superintendent
442 KY RT 550
Eastern, KY 41622
Telephone (606) 886-2354 Fax (606) 886-4550
www.floyd.kyschools.us

Sherry Robinson- Chair - District 5
William Newsome, Jr., Vice-Chair - District 3
Linda C. Gearheart, Member - District 1
Dr. Chandra Varia, Member- District 2
Rhonda Meade, Member - District 4

Student Support: Receive Utility Report for May Valley Elementary.

Applicable Statute(s), etc.: N/A

Fiscal Budgetary Impact:

2017/2018 SY (July 17-June 18) \$94,977

2018/2019 SY (July 18-June 19) \$98,607

History / Background:

December 2019

Board received utility report for Allen Elementary.

Staff Recommendation: To accept report as presented.

Contact Person:

Gregory Adams
Director of Facilities
(606) 874-9569


Director


Superintendent

DATE: January 27, 2020

Utility Report

January 27, 2020



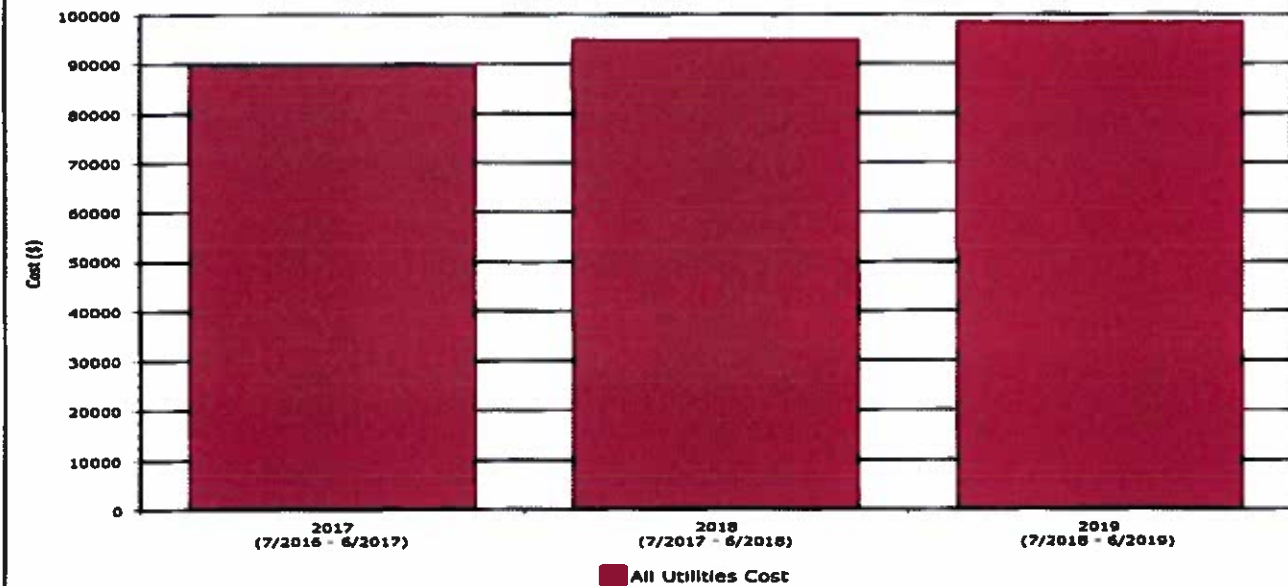
May Valley Elementary

2017-2018 / 2018-2019

School Years



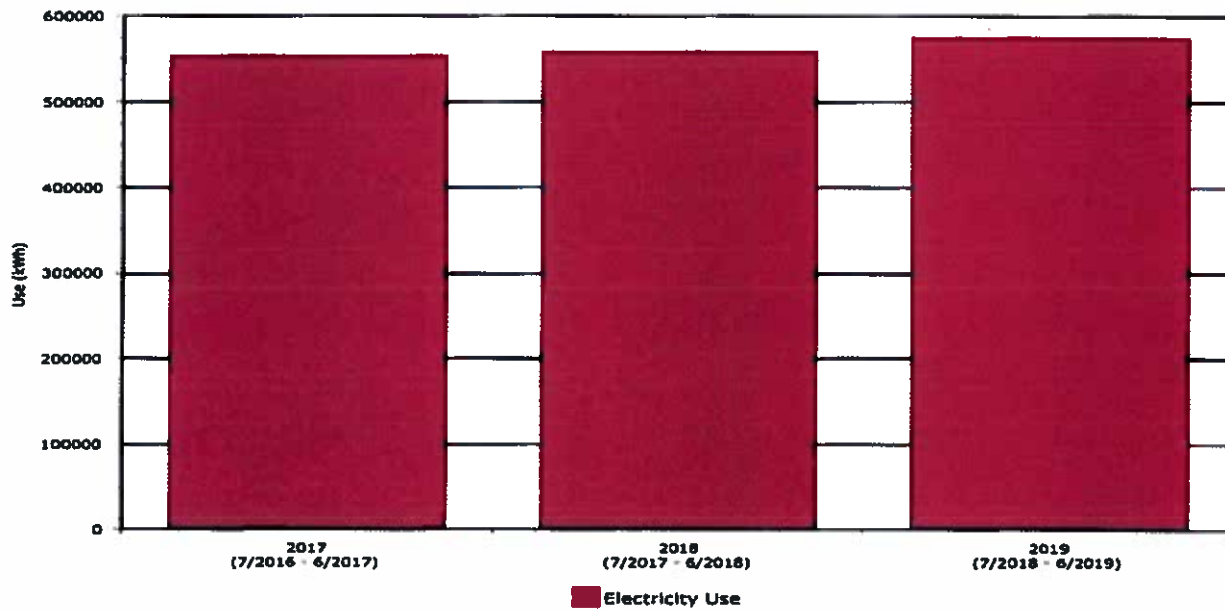
May Valley Year-Over-Year Comparison All Utilities
Floyd County Board of Education
Selected Facilities -- 7/2016 to 6/2019



Year-Over-Year Comparison All Utilities
Floyd County Board of Education
Selected Facilities -- 7/2016 to 6/2019

Period	All Utilities Cost
2017	\$89,715
2018	\$94,977
2019	\$98,607

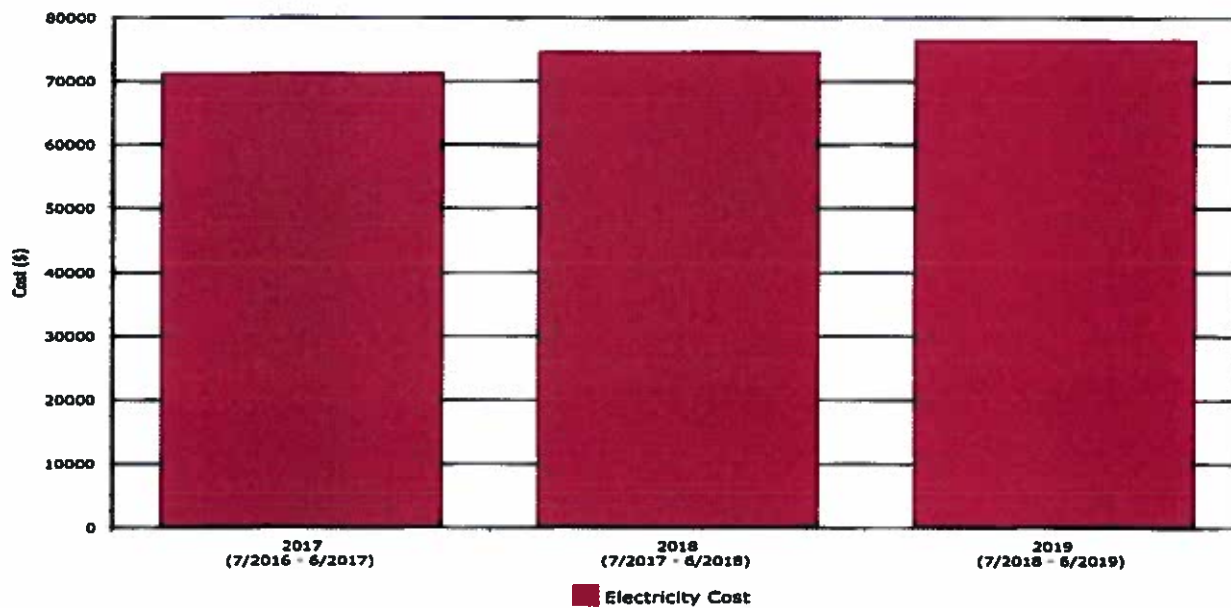
May Valley Year-Over-Year Comparison Electricity Use
Floyd County Board of Education
Selected Facilities -- 7/2016 to 6/2019



Year-Over-Year Comparison Electricity
Floyd County Board of Education
Selected Facilities -- 7/2016 to 6/2019

Period	Electricity Use (kWh)
2017	553,760
2018	558,850
2019	575,450

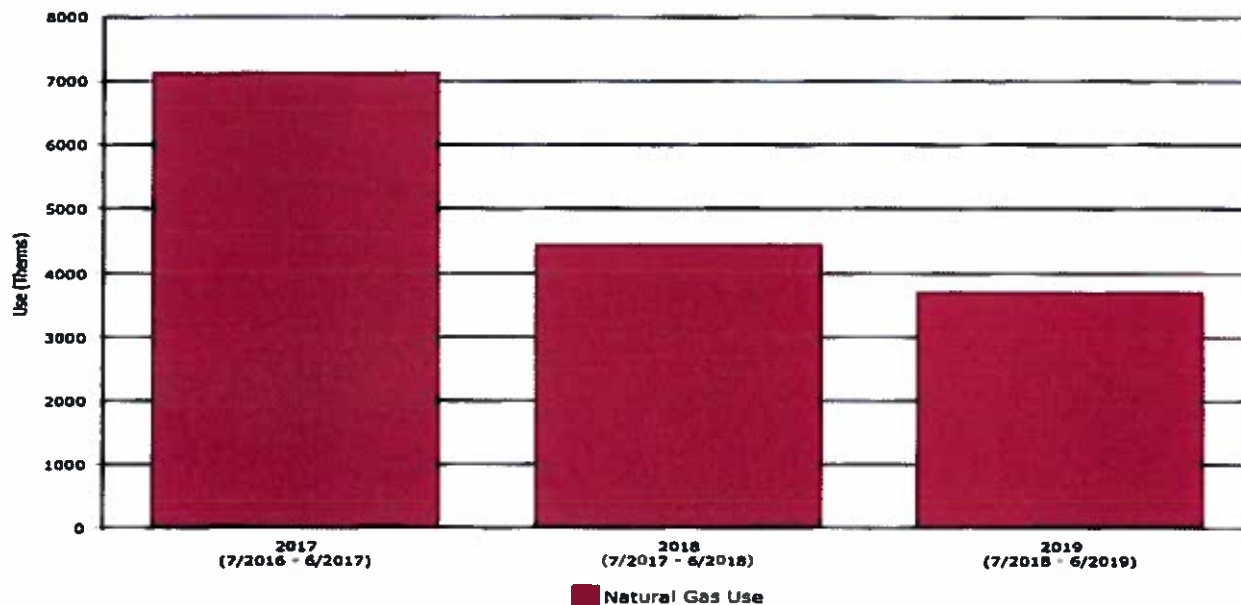
May Valley Year-Over-Year Comparison Electricity Cost
Floyd County Board of Education
Selected Facilities -- 7/2016 to 6/2019



Year-Over-Year Comparison Electricity Cost
Floyd County Board of Education
Selected Facilities -- 7/2016 to 6/2019

Period	Electricity Cost
2017	\$71,371
2018	\$74,682
2019	\$76,655

May Valley Year-Over-Year Comparison Gas Use
Floyd County Board of Education
Selected Facilities -- 7/2016 to 6/2019

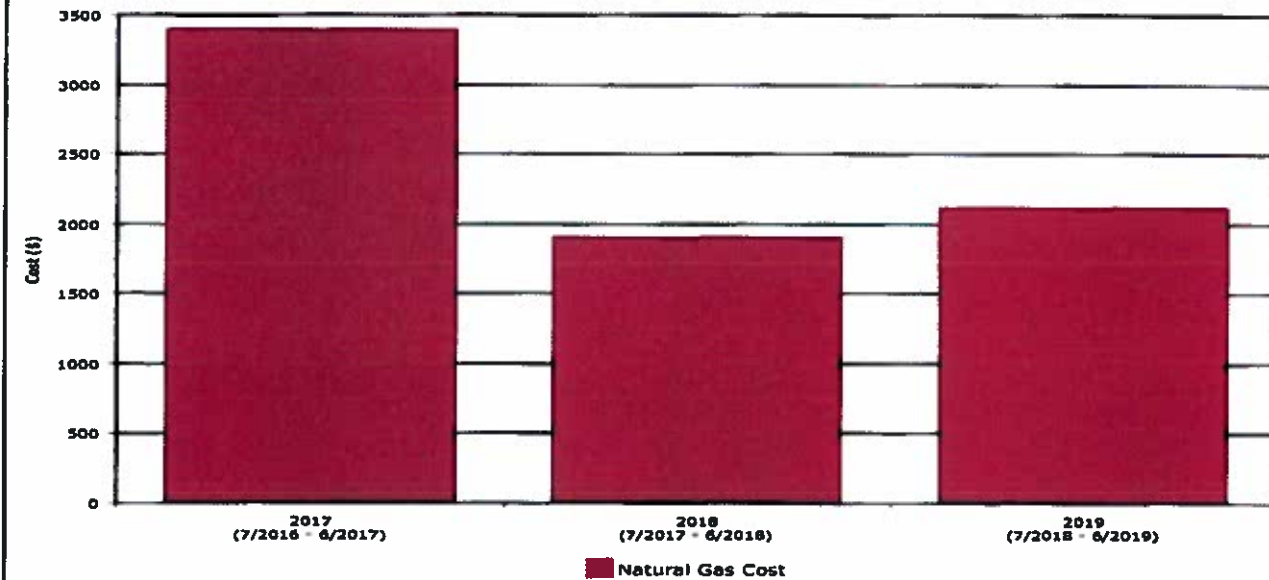


Year-Over-Year Comparison Gas Use
Floyd County Board of Education
Selected Facilities -- 7/2016 to 6/2019
Period

Natural Gas Use (Therms)

2017	7,140
2018	4,440
2019	3,710

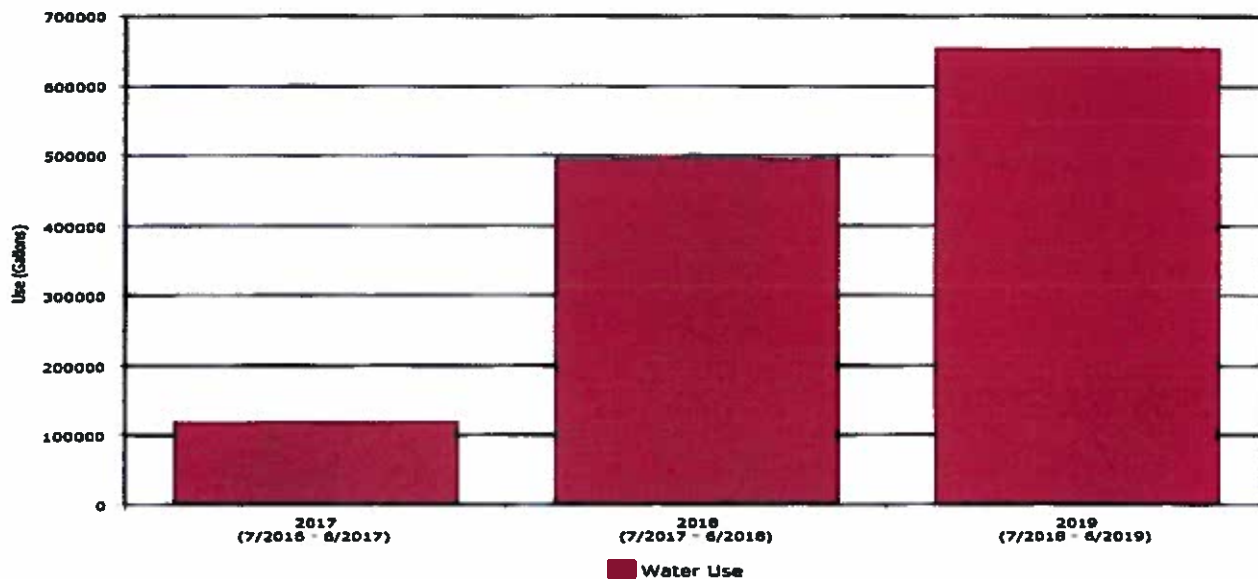
May Valley Year-Over-Year Comparison Gas Cost
Floyd County Board of Education
Selected Facilities – 7/2016 to 6/2019



Year-Over-Year Comparison Gas Cost
Floyd County Board of Education
Selected Facilities – 7/2016 to 6/2019

Period	Natural Gas Cost
2017	\$3,404
2018	\$1,906
2019	\$2,121

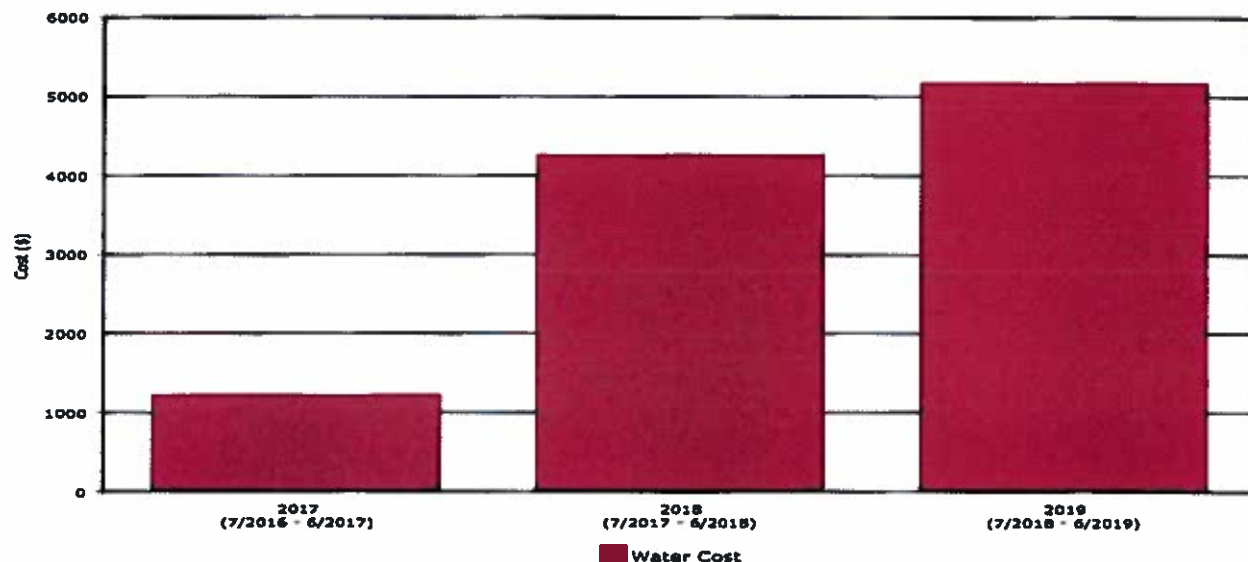
May Valley Year-Over-Year Comparison Water Use
Floyd County Board of Education
Selected Facilities -- 7/2016 to 6/2019



Year-Over-Year Comparison Water Use
Floyd County Board of Education
Selected Facilities -- 7/2016 to 6/2019

Period	Water Use (Gallons)
2017	120,429
2018	496,371
2019	654,200

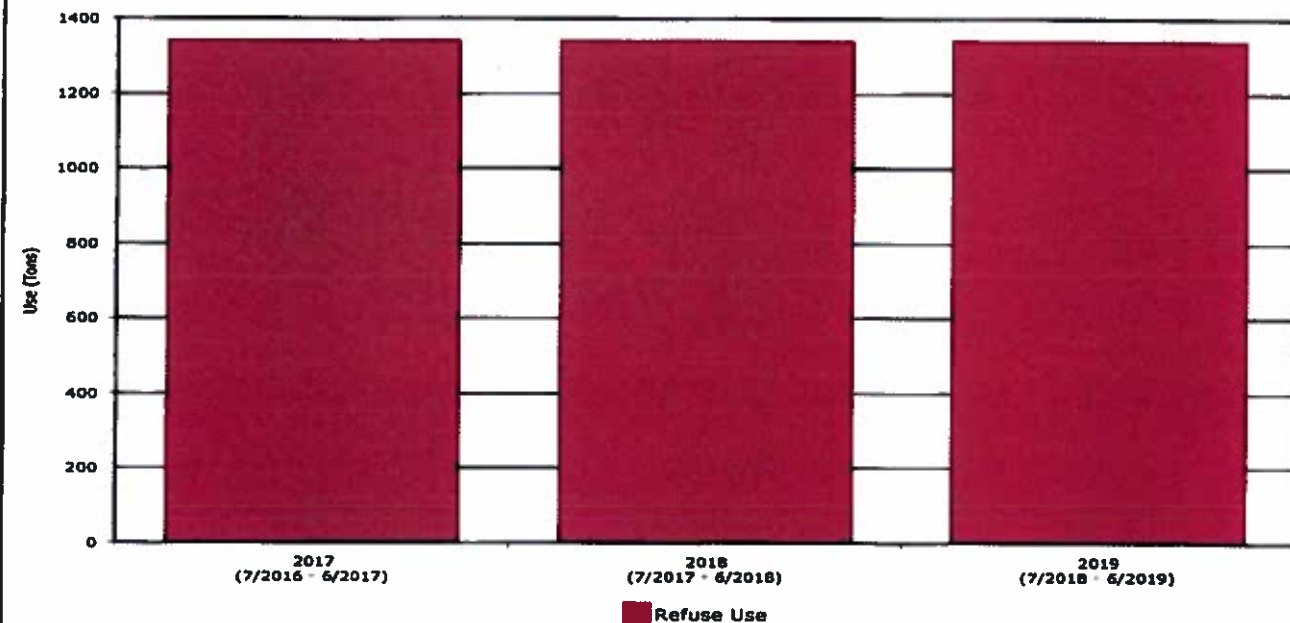
May Valley Year-Over-Year Comparison Water Cost
Floyd County Board of Education
Selected Facilities -- 7/2016 to 6/2019



Year-Over-Year Comparison Water Cost
Floyd County Board of Education
Selected Facilities -- 7/2016 to 6/2019
Period

	Water Cost
2017	\$1,234
2018	\$4,267
2019	\$5,180

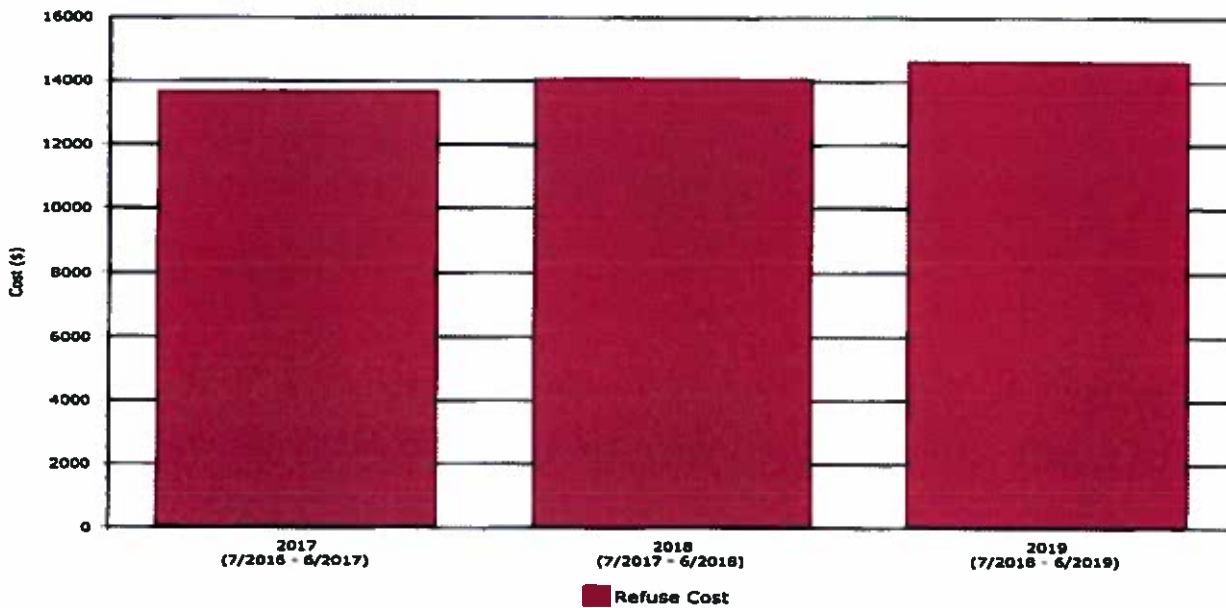
May Valley Year-Over-Year Comparison Trash Use
Floyd County Board of Education
Selected Facilities -- 7/2016 to 6/2019



Year-Over-Year Comparison Trash use
Floyd County Board of Education
Selected Facilities -- 7/2016 to 6/2019
Period

	Refuse Use (Tons)
2017	1,344
2018	1,344
2019	1,344

May Valley Year-Over-Year Comparison Trash Cost
Floyd County Board of Education
Selected Facilities -- 7/2016 to 6/2019



Year-Over-Year Comparison Trash Cost
Floyd County Board of Education
Selected Facilities -- 7/2016 to 6/2019
Period

	Refuse Cost
2017	\$13,707
2018	\$14,121
2019	\$14,651

Monthly Heating and Cooling Degree Days
 KY - JULIAN CARROLL AIRPORT (JKL) -- 07/2016 to 06/2019

Year	Month	Heating Degree Days	Cooling Degree Days
2016	July	0	391
2016	August	0	404
2016	September	16	248
2016	October	106	78
2016	November	404	22
2016	December	797	0
2017	January	698	0
2017	February	471	2
2017	March	508	6
2017	April	121	90
2017	May	88	101
2017	June	4	206
Annual Totals		3,213	1,548
2017	July	0	351
2017	August	0	246
2017	September	34	134
2017	October	200	59
2017	November	488	5
2017	December	884	0
2018	January	1,003	0
2018	February	506	8
2018	March	666	0
2018	April	399	13
2018	May	6	242
2018	June	0	296
Annual Totals		4,186	1,354
2018	July	0	339
2018	August	0	325
2018	September	9	256
2018	October	296	100
2018	November	664	0
2018	December	724	0
2019	January	912	0
2019	February	578	0
2019	March	642	0
2019	April	193	43
2019	May	55	166
2019	June	7	193
Annual Totals		4,080	1,422