

Spottsville Elementary

2018-2019 School Accountability

Spottsville Elementary School - Overall Score - 77.5

Principal, Sarah Fleming

School Accountability

Elementary School

STAR RATING ⓘ



SIGNIFICANT ACHIEVEMENT GAPS ⓘ

No significant gaps

FEDERAL CLASSIFICATION ⓘ

Not Applicable


Accountability Scores [Explore Data >](#)

Legend ● Very Low ● Low ● Medium ● High ● Very High

Proficiency ⓘ

ELEMENTARY SCHOOL


Very High



Separate Academic ⓘ

ELEMENTARY SCHOOL




Very High



Growth ⓘ

ELEMENTARY SCHOOL

Medium





Overview

What are the characteristics of this school?

ATTENDANCE RATE ⓘ



95.8%

ECONOMICALLY DISADVANTAGED ⓘ



● Economically Disadvantaged
55.3%

● Non-Economically Disadvantaged
44.7%

DEMOGRAPHIC MAKEUP ⓘ



● **89.6%** White (non-Hispanic) 489 students

● **3.7%** African American 20 students

● **3.7%** Two or More Races 20 students

● **3%** Other 17 students



Academic Performance

How are students performing academically?

READING ⓘ

Students that tested and are accountable with proficient/distinguished scores



● Economically Disadvantaged
61.7% of 141 students

● Non-Economically Disadvantaged
80.9% of 131 students

MATHEMATICS ⓘ

Students that tested and are accountable with proficient/distinguished scores



● Economically Disadvantaged
72.3% of 141 students

● Non-Economically Disadvantaged
83.2% of 131 students

SMS

GIFTED AND TALENTED



- Gifted and Talented
16.8%
- Not Gifted and Talented
83.2%



School Safety

How safe is this school?

STUDENTS WITH BEHAVIOR EVENTS ⓘ



- Have Behavior Events
2.0%
- Do Not Have Behavior Events
98.0%

STUDENTS WITH DISCIPLINE RESOLUTIONS ⓘ

**There is no data
available.**