

South Middle School

2018-2019 School Accountability

South Middle School - Overall Score - 73.3

Principal, Ryan Reusch

School Accountability

Middle School

STAR RATING ⓘ



Star rating lowered due to achievement gap(s)

SIGNIFICANT ACHIEVEMENT GAPS ⓘ

Disability
compared to Non-Disability

FEDERAL CLASSIFICATION ⓘ

Not Applicable



Accountability Scores [Explore Data >](#)

Legend ● Very Low ● Low ● Medium ● High ● Very High

Proficiency ⓘ

MIDDLE SCHOOL



Very High



Separate Academic ⓘ

MIDDLE SCHOOL



High



Growth ⓘ

MIDDLE SCHOOL

Medium



SMS



Overview

What are the characteristics of this school?

ATTENDANCE RATE ⓘ



94.8%

ECONOMICALLY DISADVANTAGED ⓘ



Economically Disadvantaged
59.3%

Non-Economically Disadvantaged
40.7%

DEMOGRAPHIC MAKEUP ⓘ



74.5% White (non-Hispanic) *583 students*

10.3% African American *81 students*

7.7% Two or More Races *60 students*

7.5% Other *59 students*



Academic Performance

How are students performing academically?

READING ⓘ

Students that tested and are accountable with proficient/distinguished scores



● Economically Disadvantaged
62.6% of 462 students

● Non-Economically Disadvantaged
81.1% of 307 students

MATHEMATICS ⓘ

Students that tested and are accountable with proficient/distinguished scores

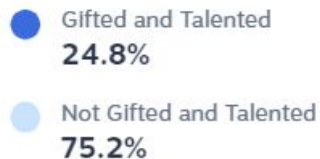


● Economically Disadvantaged
62.8% of 462 students

● Non-Economically Disadvantaged
87.6% of 307 students

SMS

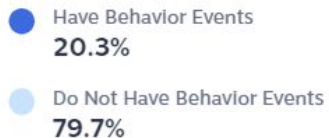
GIFTED AND TALENTED



School Safety

How safe is this school?

STUDENTS WITH BEHAVIOR EVENTS ⓘ



STUDENTS WITH DISCIPLINE RESOLUTIONS ⓘ

