



FLOYD COUNTY BOARD OF EDUCATION
Danny Adkins, Superintendent
442 Ky Rt 550
Eastern, Kentucky 41653
Telephone (606) 886-2354 Fax (606) 886-4550
www.floyd.kyschools.us

Sherry Robinson- Chair - District 5
William Newsome, Jr., Vice-Chair - District 3
Linda C. Gearheart, Member - District 1
Dr. Chandra Varia, Member- District 2
Rhonda Meade, Member - District 4

Student Support: Receive Utility Report for Allen Elementary.

Applicable Statue(s), etc.: N/A

Fiscal Budgetary Impact:

2017/2018 SY (July 17-June 18) \$109,434

2018/2019 SY (July 18-June 19) \$112,402

History / Background:

November 2019

Board received utility report for Betsy Layne Elementary.

Staff Recommendation: To accept report as presented.

Contact Person:

Gregory Adams

Director of Facilities

(606) 874-9569


Director


Superintendent

DATE: December 16, 2019

Utility Report


December 16, 2019



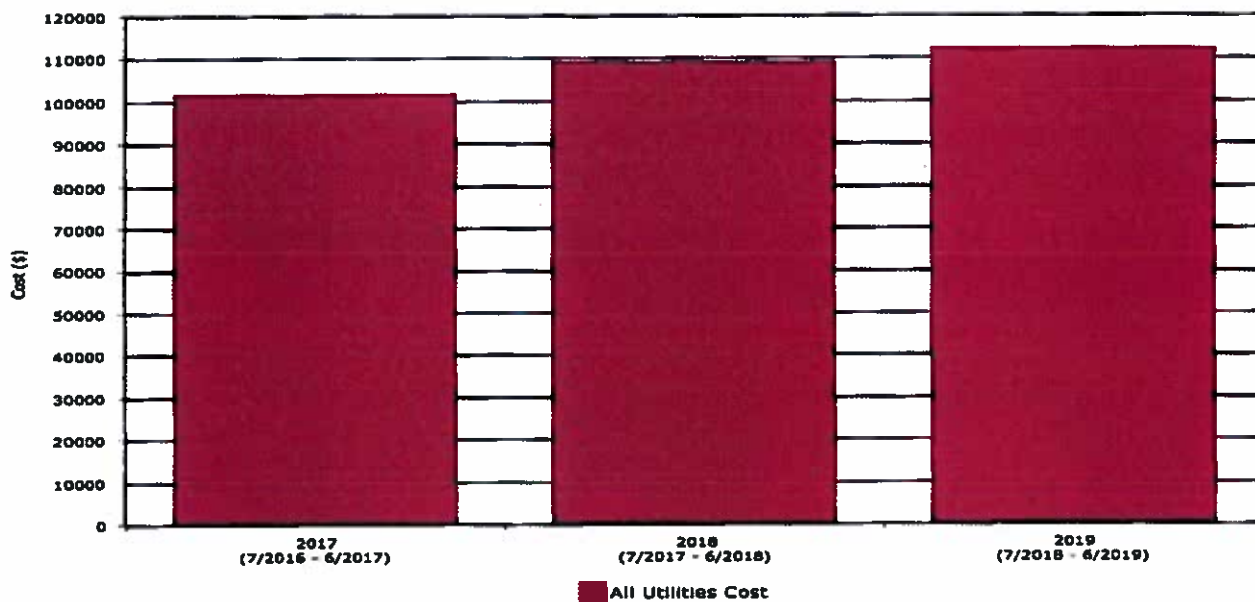
Allen Elementary

2017-2018 / 2018-2019

School Years



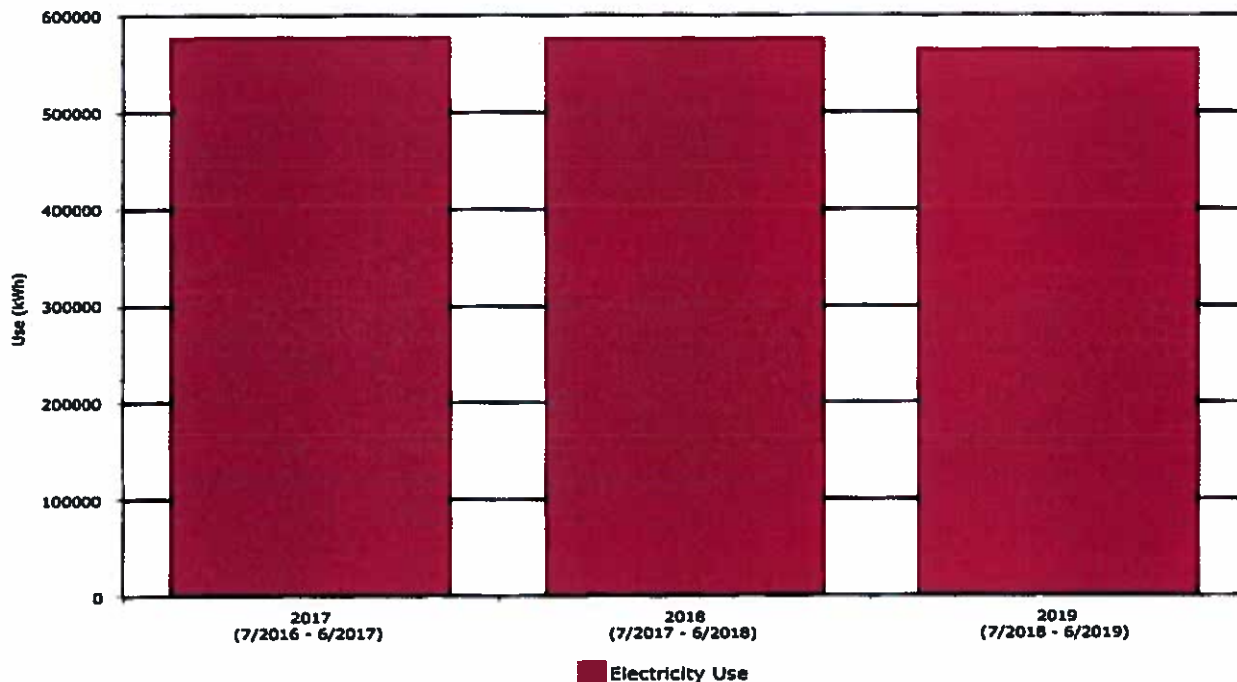
Year-Over-Year Comparison Allen Elementary All Utilities
Floyd County Board of Education
Selected Facilities -- 7/2016 to 6/2019



Year-Over-Year Comparison
Floyd County Board of Education
Selected Facilities -- 7/2016 to 6/2019

Period	All Utilities Cost
2017	\$101,822
2018	\$109,434
2019	\$112,402

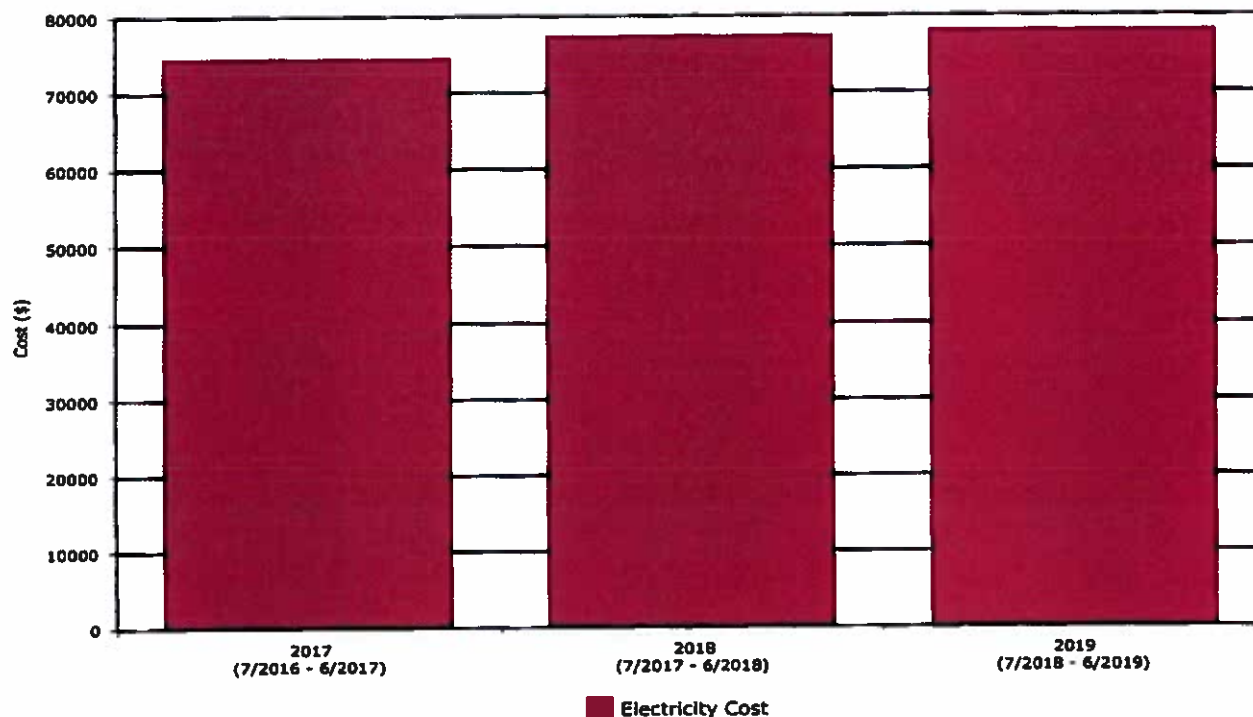
Year-Over-Year Comparison Allen Elementary Electric Use
Floyd County Board of Education
Selected Facilities -- 7/2016 to 6/2019



Year-Over-Year Comparison
Floyd County Board of Education
Selected Facilities -- 7/2016 to 6/2019

Period	Electricity Use (kWh)
2017	578,084
2018	576,933
2019	565,979

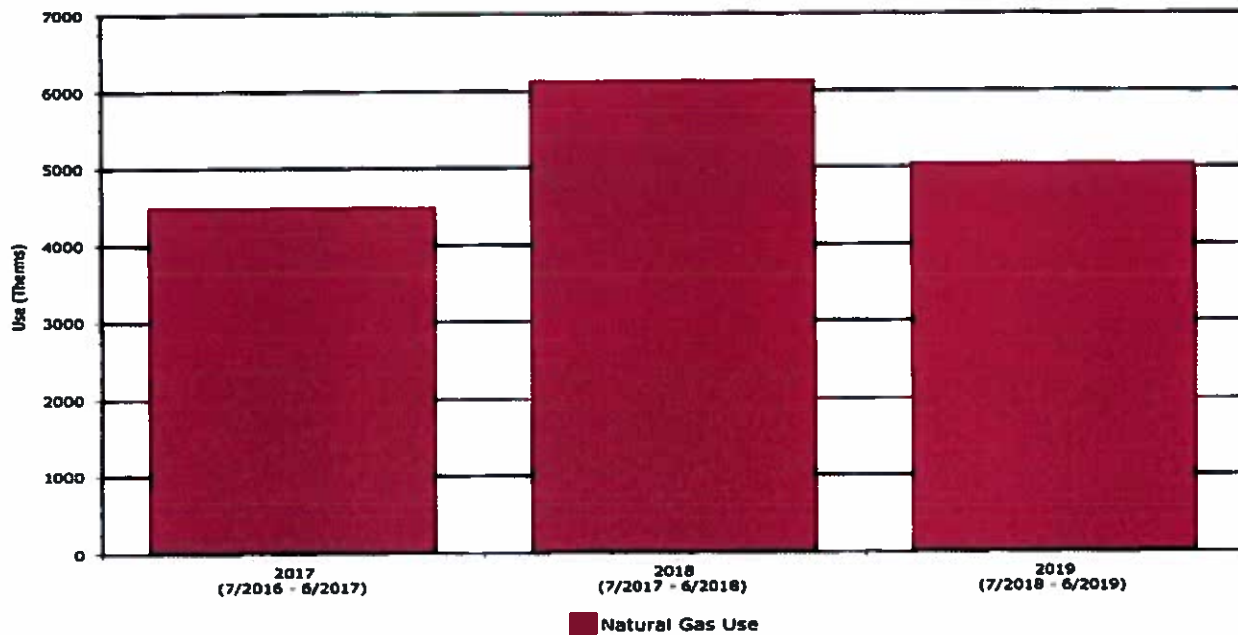
Year-Over-Year Comparison Allen Elementary Electric Cost
Floyd County Board of Education
Selected Facilities -- 7/2016 to 6/2019



Year-Over-Year Comparison
Floyd County Board of Education
Selected Facilities -- 7/2016 to 6/2019

Period	Electricity Cost
2017	\$74,546
2018	\$77,447
2019	\$78,110

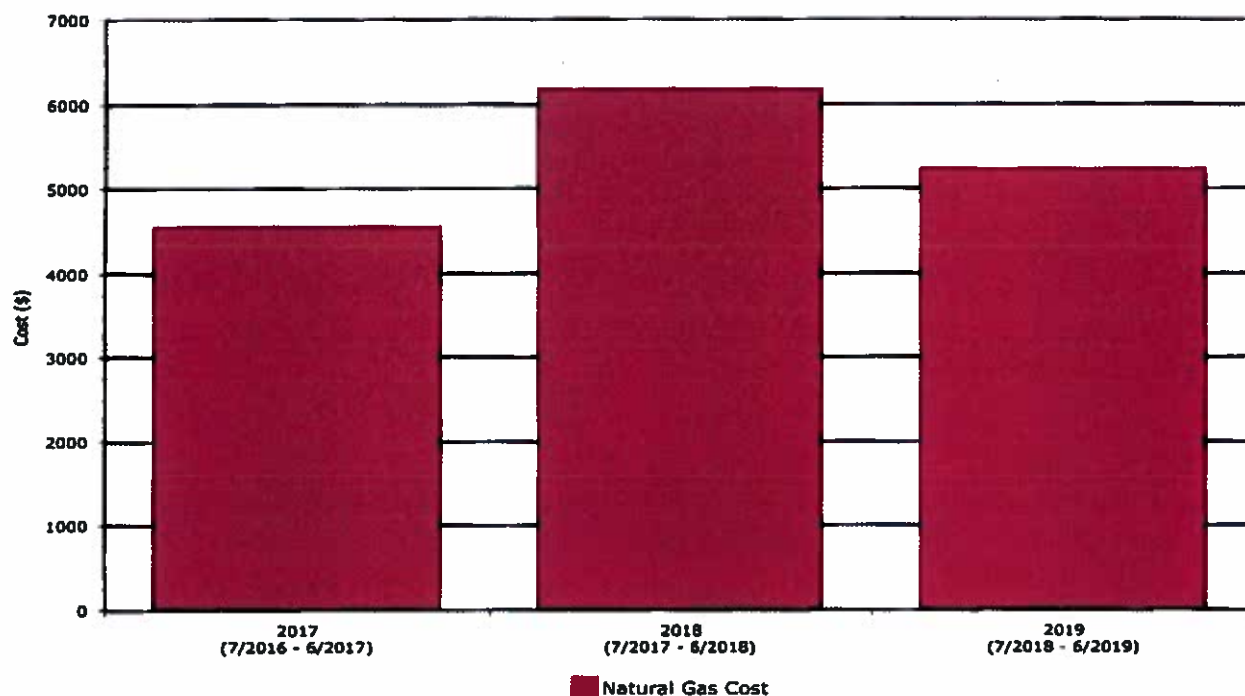
Year-Over-Year Comparison Allen Elementary Gas Use
Floyd County Board of Education
Selected Facilities -- 7/2016 to 6/2019



Year-Over-Year Comparison
Floyd County Board of Education
Selected Facilities -- 7/2016 to 6/2019

Period	Natural Gas Use (Therms)
2017	4,497
2018	6,133
2019	5,047

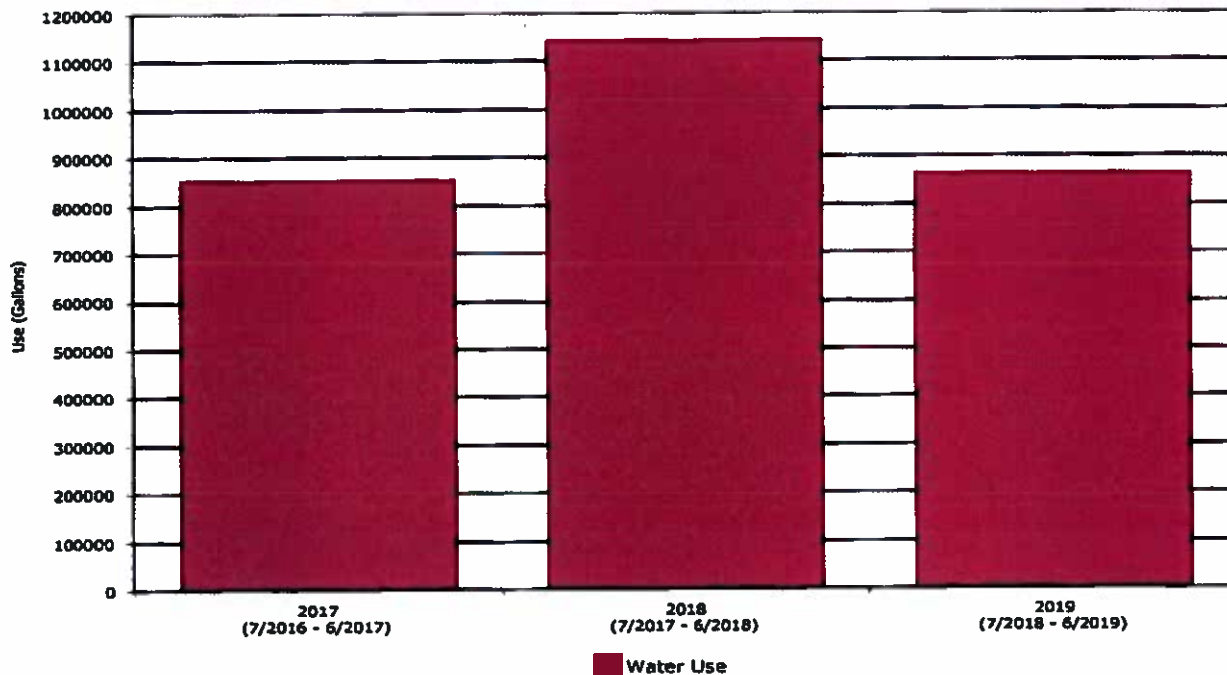
Year-Over-Year Comparison Allen Elementary Gas Cost
Floyd County Board of Education
Selected Facilities -- 7/2016 to 6/2019



Year-Over-Year Comparison
Floyd County Board of Education
Selected Facilities -- 7/2016 to 6/2019

Period	Natural Gas Cost
2017	\$4,563
2018	\$6,192
2019	\$5,240

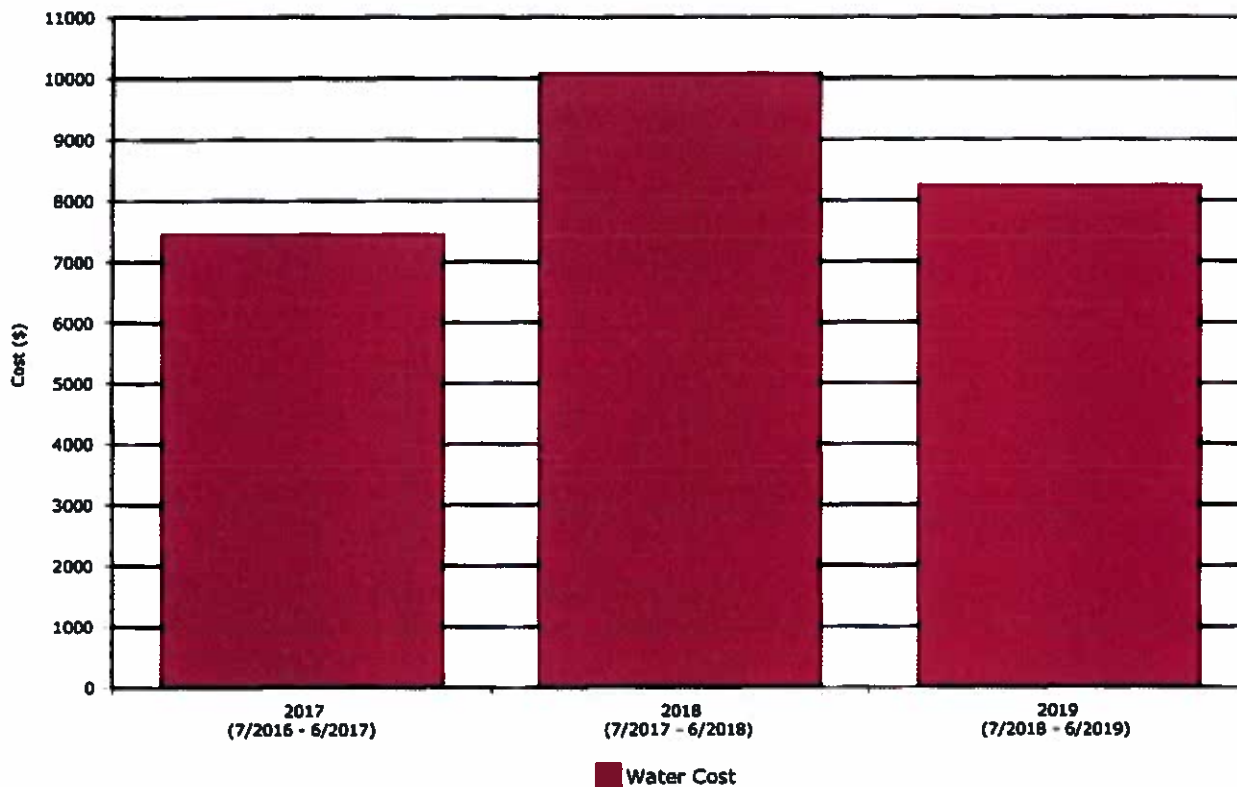
Year-Over-Year Comparison Allen Elementary Water Use
Floyd County Board of Education
Selected Facilities -- 7/2016 to 6/2019



Year-Over-Year Comparison
Floyd County Board of Education
Selected Facilities -- 7/2016 to 6/2019

Period	Water Use (Gallons)
2017	853,711
2018	1,145,003
2019	866,029


Year-Over-Year Comparison Allen Elementary Water Cost
Floyd County Board of Education
Selected Facilities -- 7/2016 to 6/2019



Year-Over-Year Comparison
Floyd County Board of Education
Selected Facilities -- 7/2016 to 6/2019

Period	Water Cost
2017	\$7,454
2018	\$10,093
2019	\$8,250

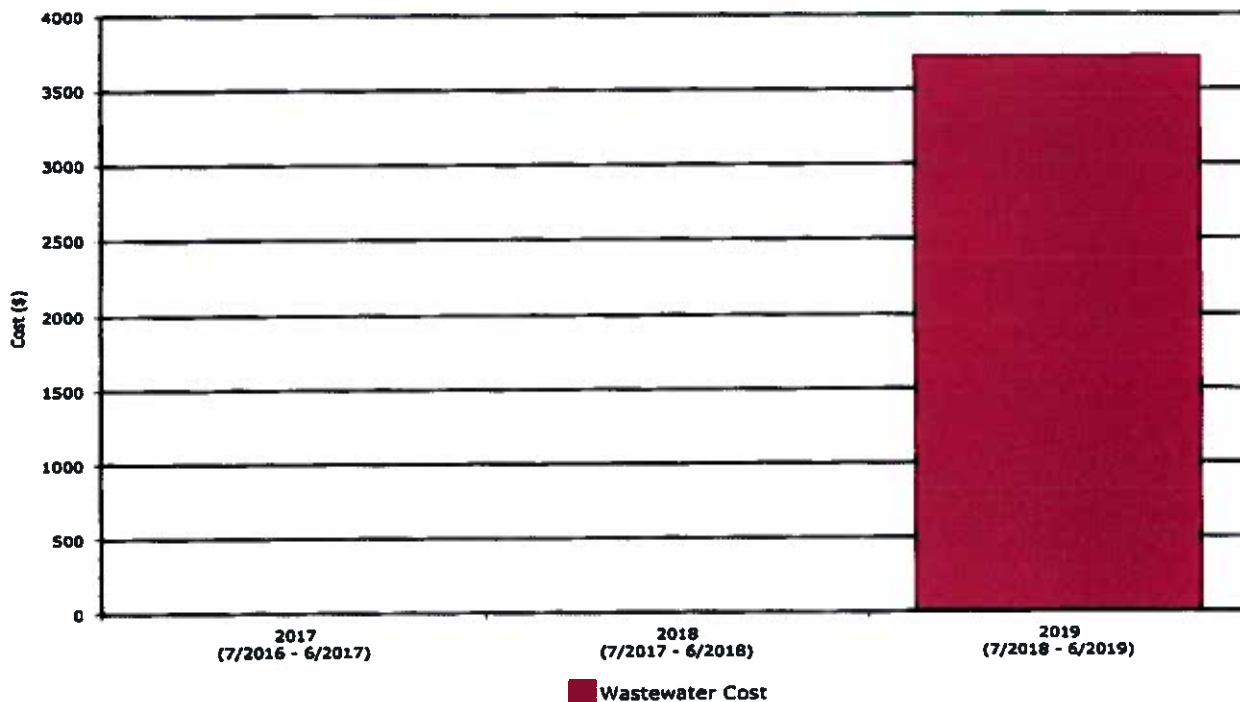
Year-Over-Year Comparison Allen Elementary Sewer Use
Floyd County Board of Education
Selected Facilities -- 7/2016 to 6/2019



Year-Over-Year Comparison
Floyd County Board of Education
Selected Facilities -- 7/2016 to 6/2019

Period	Wastewater Use (Gallons)
2017	0
2018	0
2019	372,418

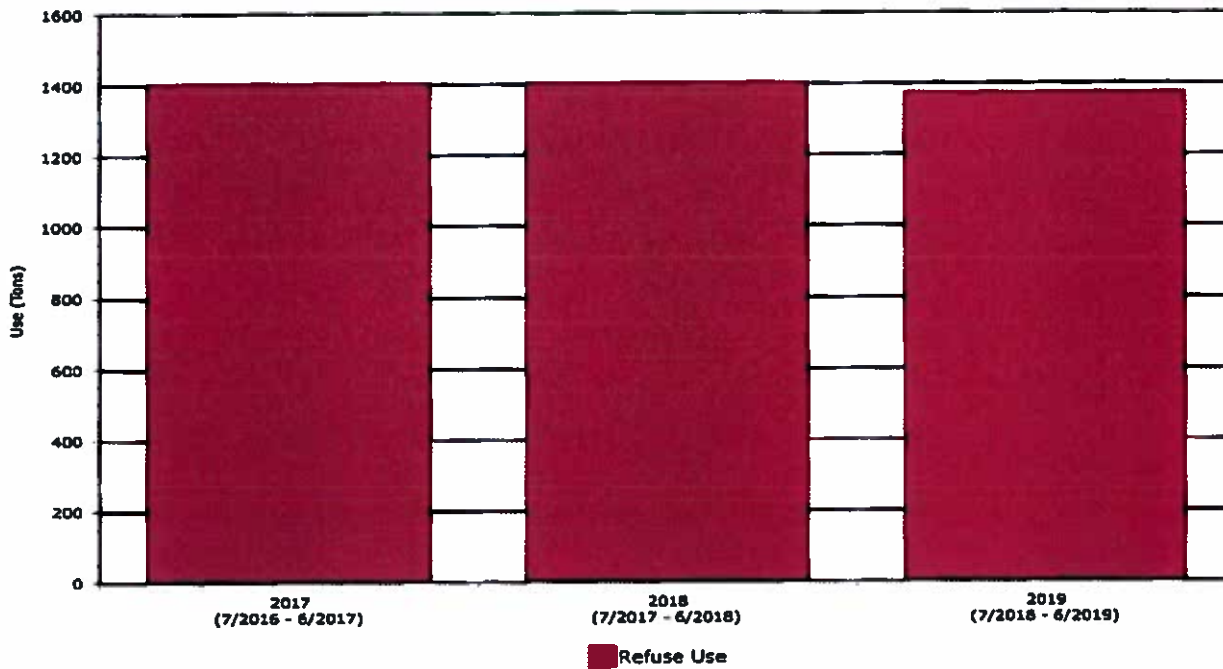
Year-Over-Year Comparison Allen Elementary Sewer Cost
Floyd County Board of Education
Selected Facilities -- 7/2016 to 6/2019



Year-Over-Year Comparison
Floyd County Board of Education
Selected Facilities -- 7/2016 to 6/2019

Period	Wastewater Cost
2017	\$0
2018	\$0
2019	\$3,722

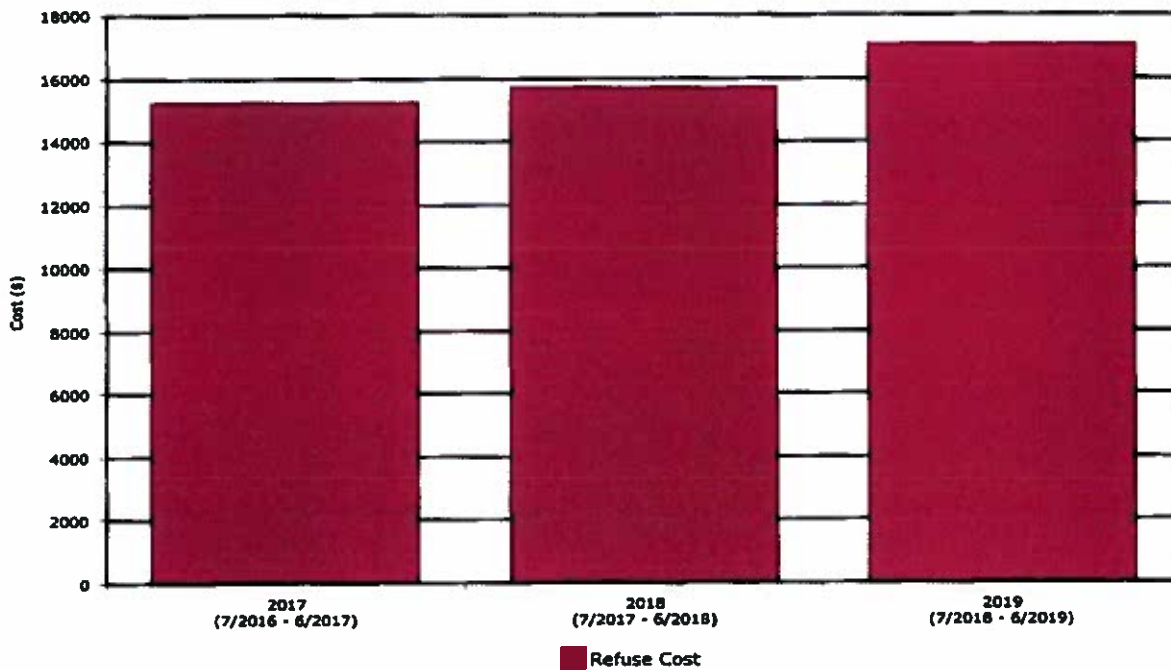
Year-Over-Year Comparison Allen Elementary Trash Use
Floyd County Board of Education
Selected Facilities -- 7/2016 to 6/2019



Year-Over-Year Comparison
Floyd County Board of Education
Selected Facilities -- 7/2016 to 6/2019

Period	Refuse Use (Tons)
2017	1,408
2018	1,408
2019	1,376

Year-Over-Year Comparison Allen Elementary Trash Cost
Floyd County Board of Education
Selected Facilities -- 7/2016 to 6/2019



Year-Over-Year Comparison
Floyd County Board of Education
Selected Facilities -- 7/2016 to 6/2019
Period

	Refuse Cost
2017	\$15,258
2018	\$15,702
2019	\$17,080

Monthly Heating and Cooling Degree Days

KY - JULIAN CARROLL AIRPORT (JKL) -- 07/2016 to 06/2019

Year	Month	Heating Degree Days	Cooling Degree Days
2016	July	0	391
2016	August	0	404
2016	September	16	248
2016	October	106	78
2016	November	404	22
2016	December	797	0
2017	January	698	0
2017	February	471	2
2017	March	508	6
2017	April	121	90
2017	May	88	101
2017	June	4	206
Annual Totals		3,213	1,548
2017	July	0	351
2017	August	0	246
2017	September	34	134
2017	October	200	59
2017	November	488	5
2017	December	884	0
2018	January	1,003	0
2018	February	506	8
2018	March	666	0
2018	April	399	13
2018	May	6	242
2018	June	0	296
Annual Totals		4,186	1,354
2018	July	0	339
2018	August	0	325
2018	September	9	256
2018	October	296	100
2018	November	664	0
2018	December	724	0
2019	January	912	0
2019	February	578	0
2019	March	642	0
2019	April	193	43
2019	May	55	166
2019	June	7	193
Annual Totals		4,080	1,422