



***Harshaw Trane***

# **Breathitt County Schools**

Energy Report  
November 2019



## ■ EXECUTIVE SUMMARY

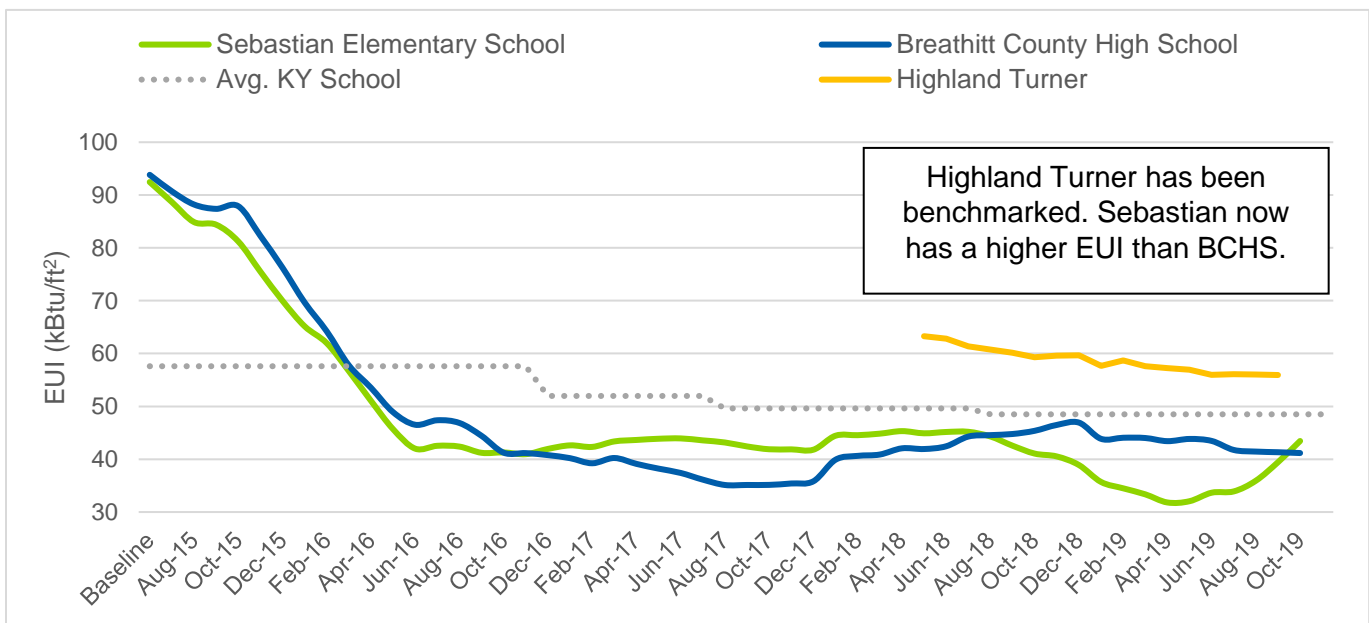
### Since We Last Met

- Energy savings this quarter: **\$49,882**
  - Electric consumption savings: \$43,912
  - Electric demand savings: \$6,607
  - Natural gas savings: (\$636)
- ENERGY STAR certification update: Application under review
- Helpdesk has been used to provide remote technical service **19** times avoiding truck rolls and associated operational costs. Quarterly savings: **\$4,160**

### Good News



### Performance Snapshot



### Top Areas of Focus



## ■ ENERGY PERFORMANCE

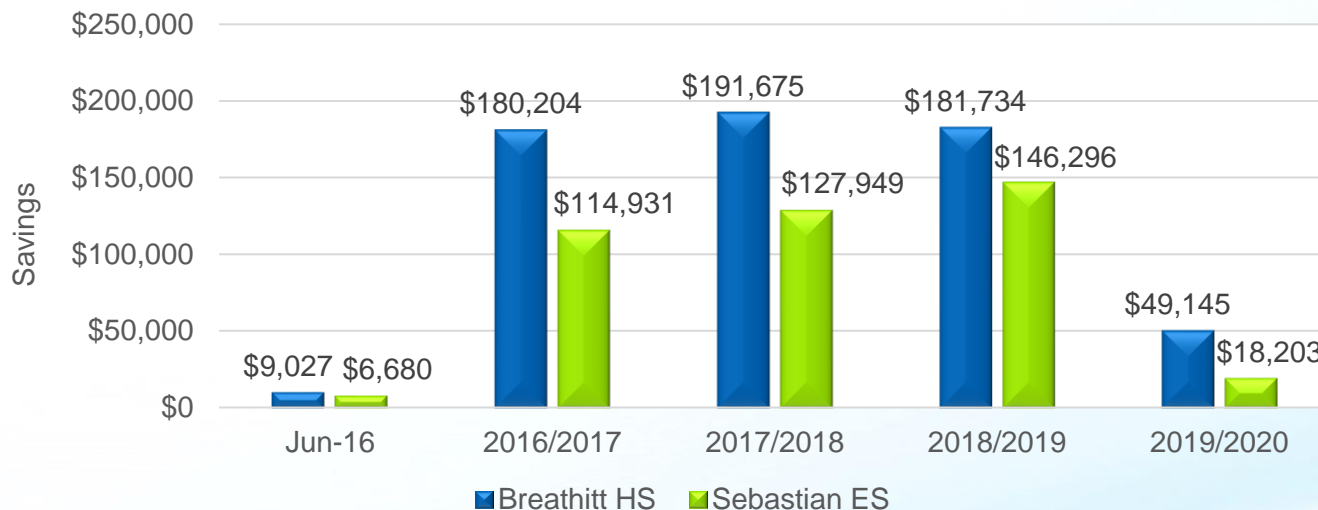
### Energy Consumption Compared to Base Use

School	Total Electric Consumption (kWh)		
	Baseline	Since June 2016	% Change
Breathitt HS	6,978,389	2,392,541	-66%
Sebastian ES	4,859,096	1,629,600	-69%
<b>Total</b>	<b>12,178,574</b>	<b>4,022,141</b>	<b>-67%</b>
School	Total Nat. Gas Consumption (ccf)		
	Baseline	Since June 2016	% Change
Breathitt HS	176,979	90,034	-49%
Sebastian ES*	0	22,814	-
<b>Total</b>	<b>176,979</b>	<b>112,848</b>	<b>-36%</b>

\*Gas was added in project to reduce electric usage and utility spend

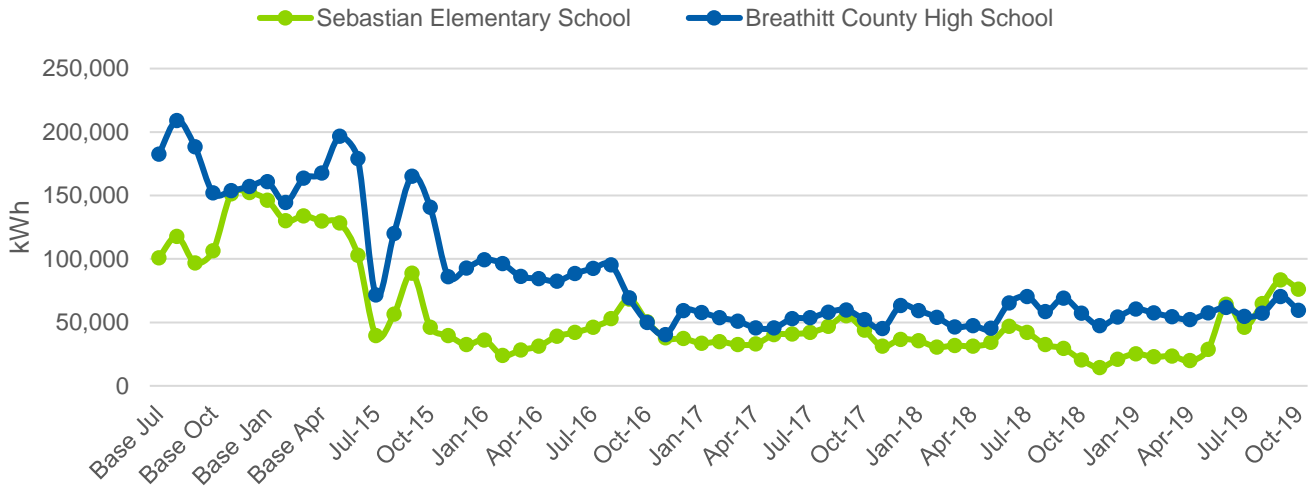
Cumulative Energy Cost Avoidance				
Facility	Electric Usage Savings (kWh)	Natural Gas Savings (CCF)	Energy Cost Avoidance (\$)	Demand Cost Avoidance (\$)
Breathitt HS	4,585,848	86,945	\$558,426	\$53,359
Sebastian ES	3,570,585	-22,814	\$370,192	\$43,865
<b>Total</b>	<b>8,156,433</b>	<b>64,131</b>	<b>\$928,621</b>	<b>\$97,224</b>
<b>Total Cost Avoidance</b>				<b>\$1,025,845</b>

### Annual Cost Avoidance Comparison

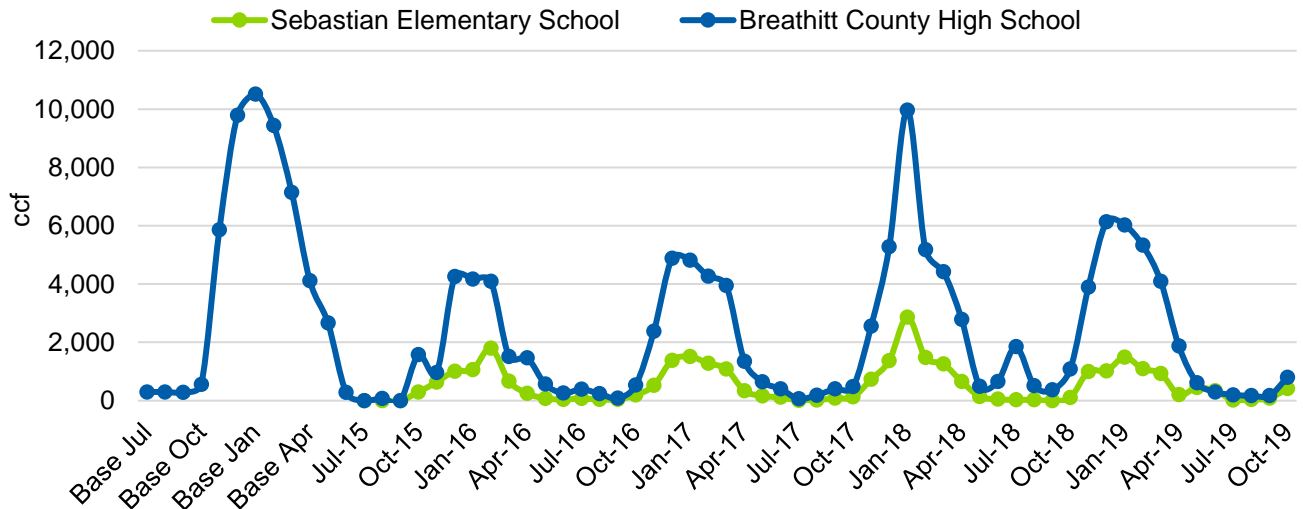


## ENERGY PERFORMANCE

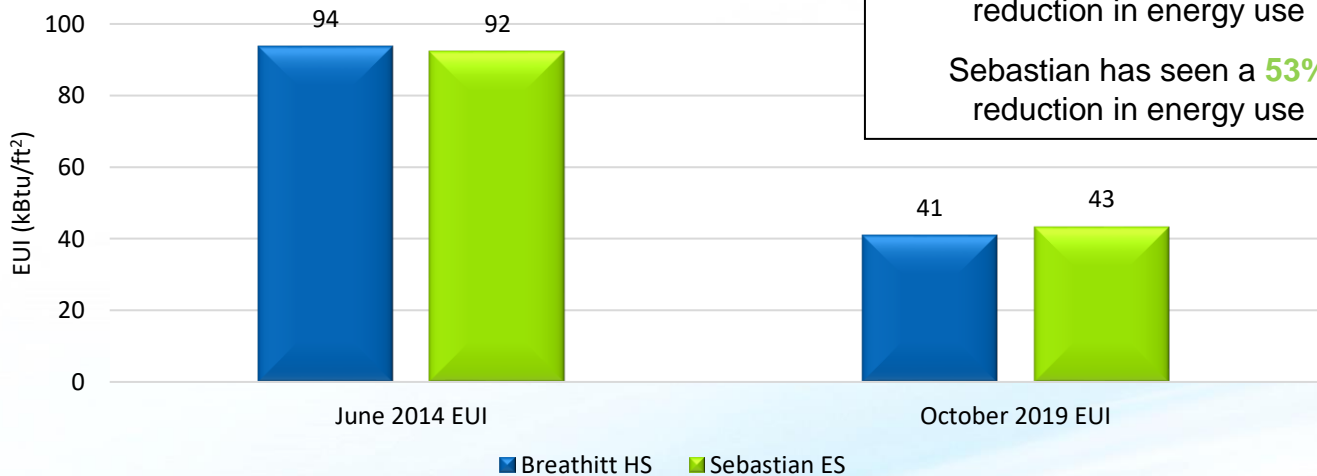
### Electric Profile



### Natural Gas Profile



### EUIs Compared to Baseline



Breathitt HS has seen a **56%** reduction in energy use

Sebastian has seen a **53%** reduction in energy use