



**FLOYD COUNTY BOARD OF EDUCATION**  
**Danny Adkins, Superintendent**  
442 Ky Rt 550  
Eastern KY 41622  
Telephone (606) 886-2354 Fax (606) 886-4550  
[www.floyd.kyschools.us](http://www.floyd.kyschools.us)

Sherry Robinson- Chair - District 5  
William Newsome, Jr., Vice-Chair - District 3  
Linda C. Gearheart, Member - District 1  
Dr. Chandra Varis, Member- District 2  
Rhonda Meade, Member - District 4

Student Support: Receive Utility Report for Betsy Layne Elementary.

Applicable Statute(s), etc.: N/A

Fiscal Budgetary Impact:

2017/2018 SY (July 17-June 18) \$186,544

2018/2019 SY (July 18-June 19) \$185,282

History / Background:

October 2019

Board received utility report for Floyd Central High School.

Staff Recommendation: To accept report as presented.

Contact Person:  
Gregory Adams  
Director of Facilities  
(606) 874-9569

  
Director

  
Superintendent

DATE: November 25, 2019

The Floyd County Board of Education does not discriminate on the basis of race, color, national origin, age, religion, marital status, sex, or disability in employment, educational programs, or activities as set forth in Title IX & VI, and in Section 504.

# Utility Report

## November 25, 2019



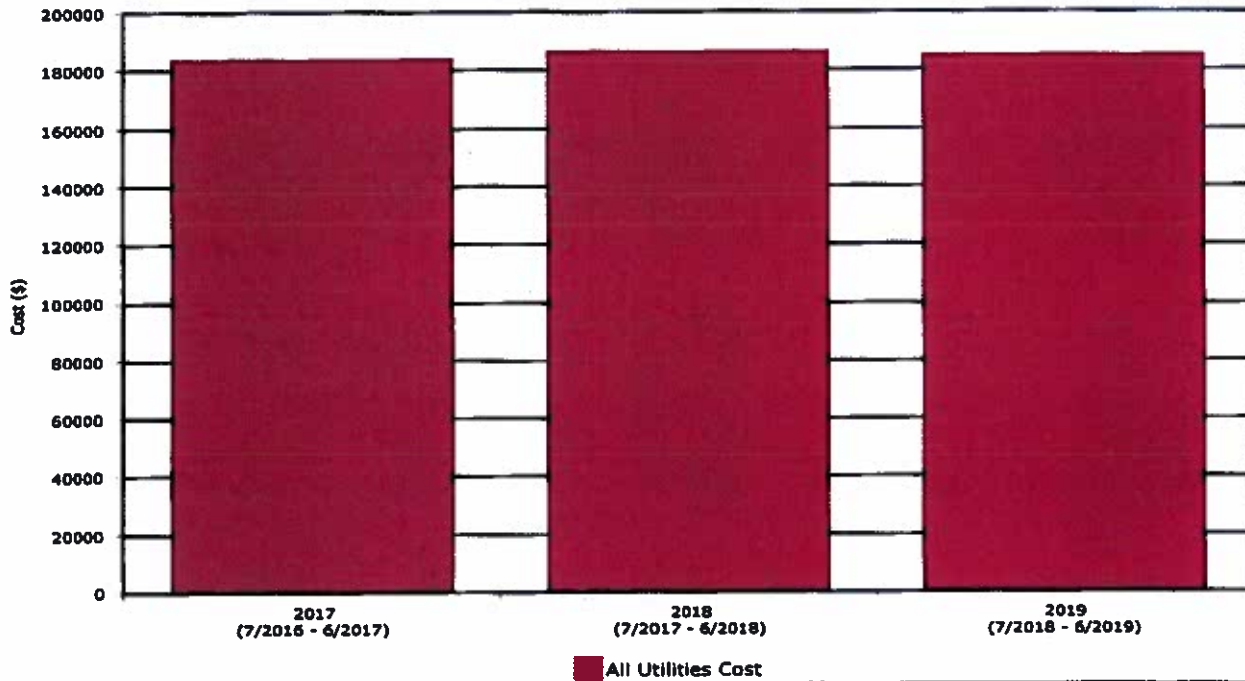
### Betsy Layne Elementary

### 2017-2018 / 2018-2019

### School Years



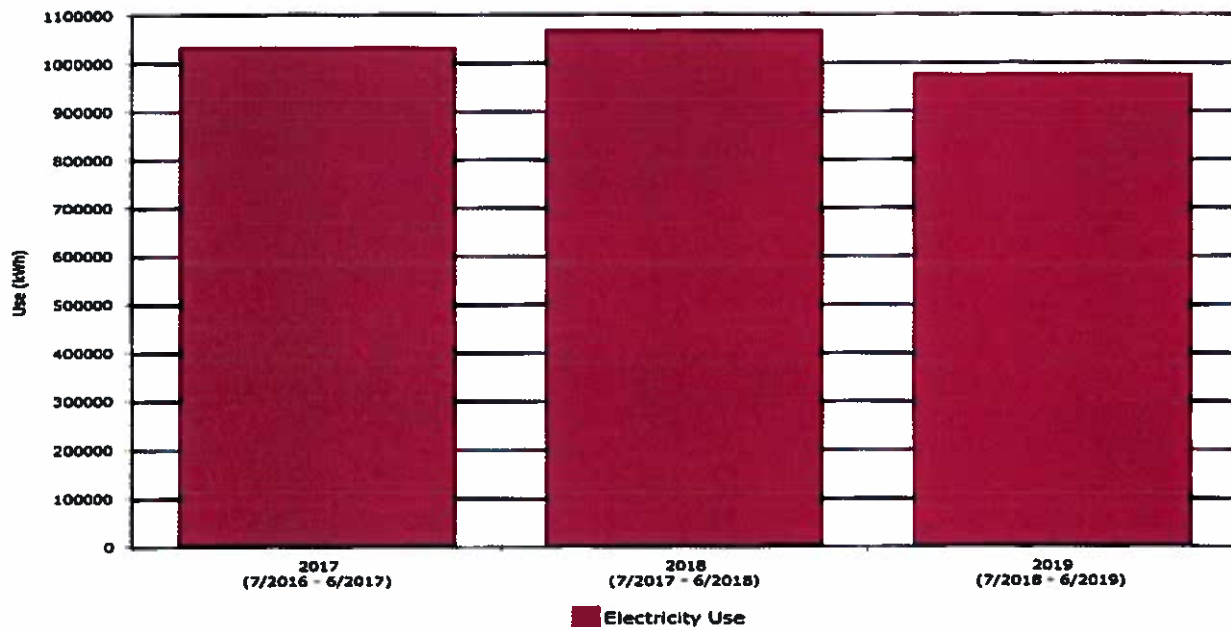
**Year-Over-Year Comparison Betsy Layne Elementary**  
**Floyd County Board of Education**  
**Selected Facilities -- 7/2016 to 6/2019**



**Year-Over-Year Comparison Betsy Layne Elementary**  
**Floyd County Board of Education**  
**Selected Facilities -- 7/2016 to 6/2019**

<b>Period</b>	<b>All Utilities Cost</b>
<b>2017</b>	<b>\$183,942</b>
<b>2018</b>	<b>\$186,544</b>
<b>2019</b>	<b>\$185,282</b>

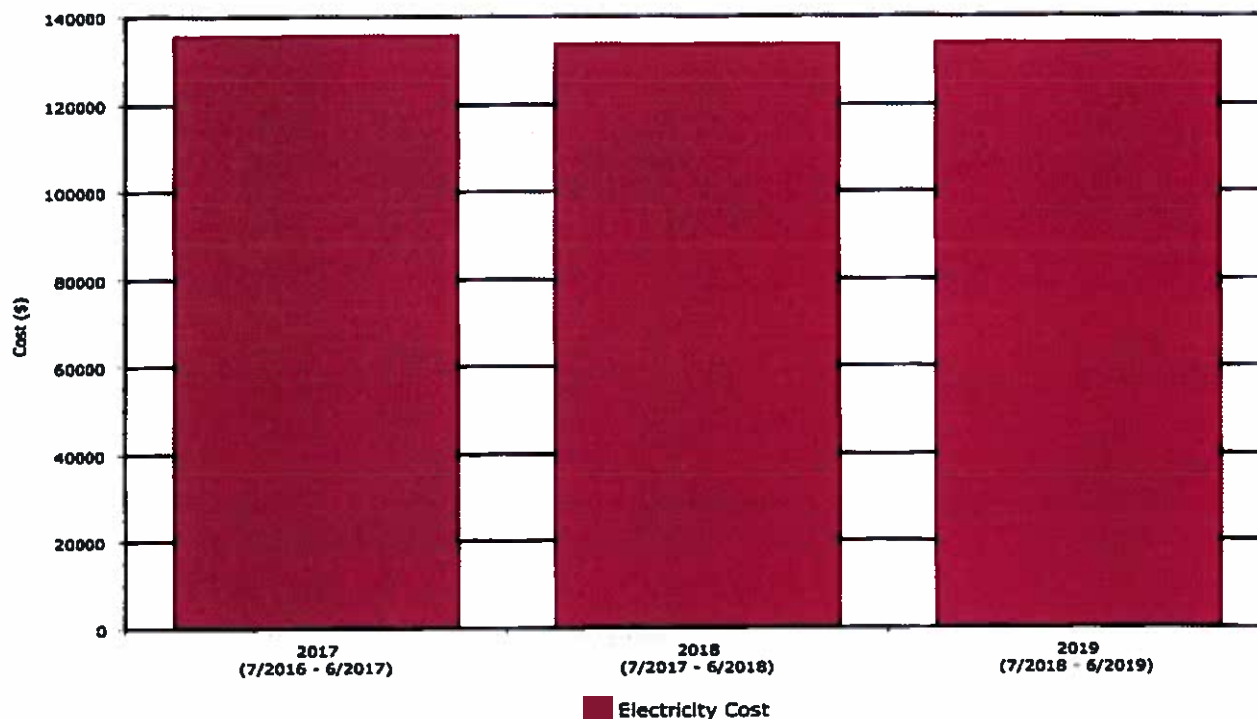
**Year-Over-Year Comparison Betsy Layne Elementary  
Floyd County Board of Education  
Selected Facilities -- 7/2016 to 6/2019**



**Year-Over-Year Comparison Betsy Layne Elementary  
Floyd County Board of Education  
Selected Facilities -- 7/2016 to 6/2019**

Period	Electricity Use (kWh)
2017	1,033,342
2018	1,068,010
2019	976,860

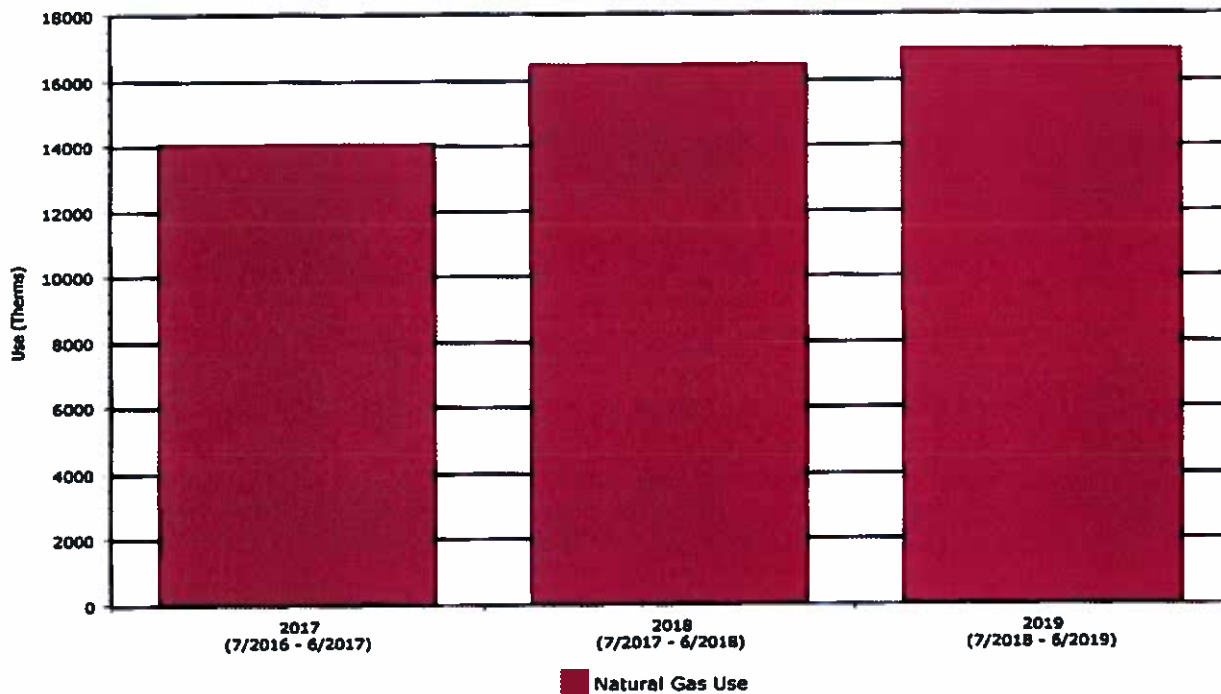
**Year-Over-Year Comparison Betsy Layne Elementary**  
**Floyd County Board of Education**  
**Selected Facilities -- 7/2016 to 6/2019**



**Year-Over-Year Comparison Betsy Layne Elementary**  
**Floyd County Board of Education**  
**Selected Facilities -- 7/2016 to 6/2019**

Period	Electricity Cost
<b>2017</b>	<b>\$135,960</b>
<b>2018</b>	<b>\$133,908</b>
<b>2019</b>	<b>\$134,119</b>

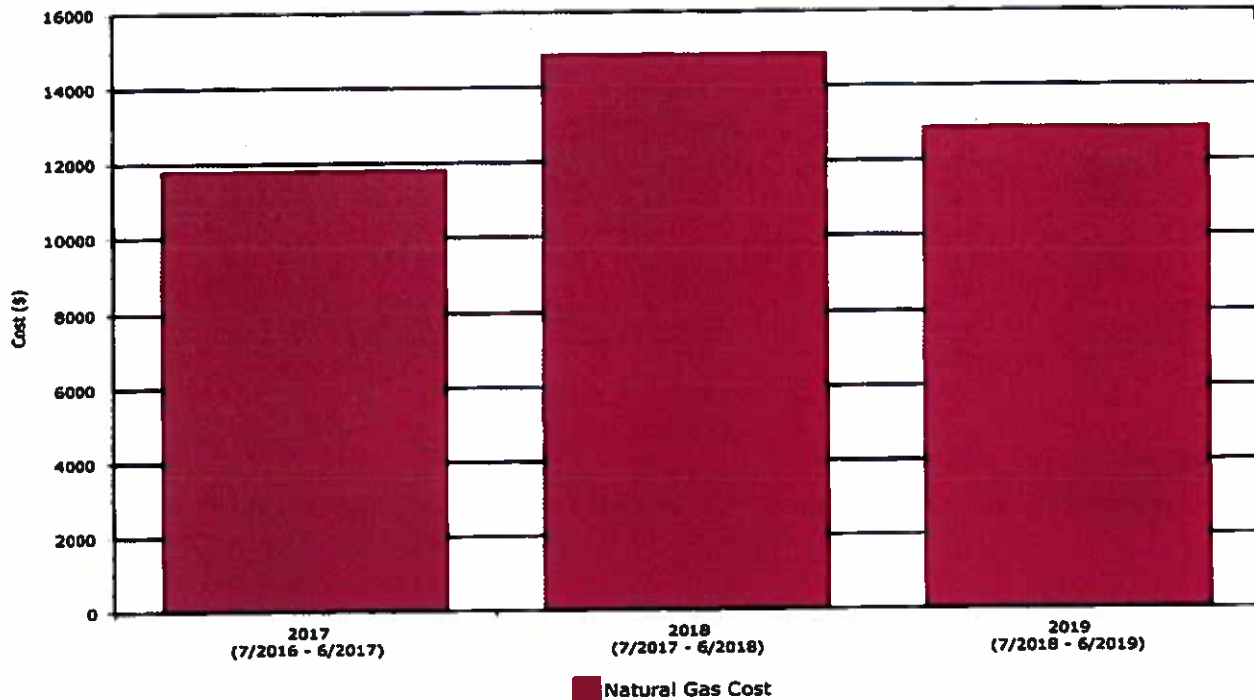
**Year-Over-Year Comparison Betsy Layne Elementary  
Floyd County Board of Education  
Selected Facilities -- 7/2016 to 6/2019**



**Year-Over-Year Comparison Betsy Layne Elementary  
Floyd County Board of Education  
Selected Facilities -- 7/2016 to 6/2019**

Period	Natural Gas Use (Therms)
<b>2017</b>	<b>14,084</b>
<b>2018</b>	<b>16,476</b>
<b>2019</b>	<b>16,950</b>

**Year-Over-Year Comparison Betsy Layne Elementary**  
**Floyd County Board of Education**  
**Selected Facilities -- 7/2016 to 6/2019**

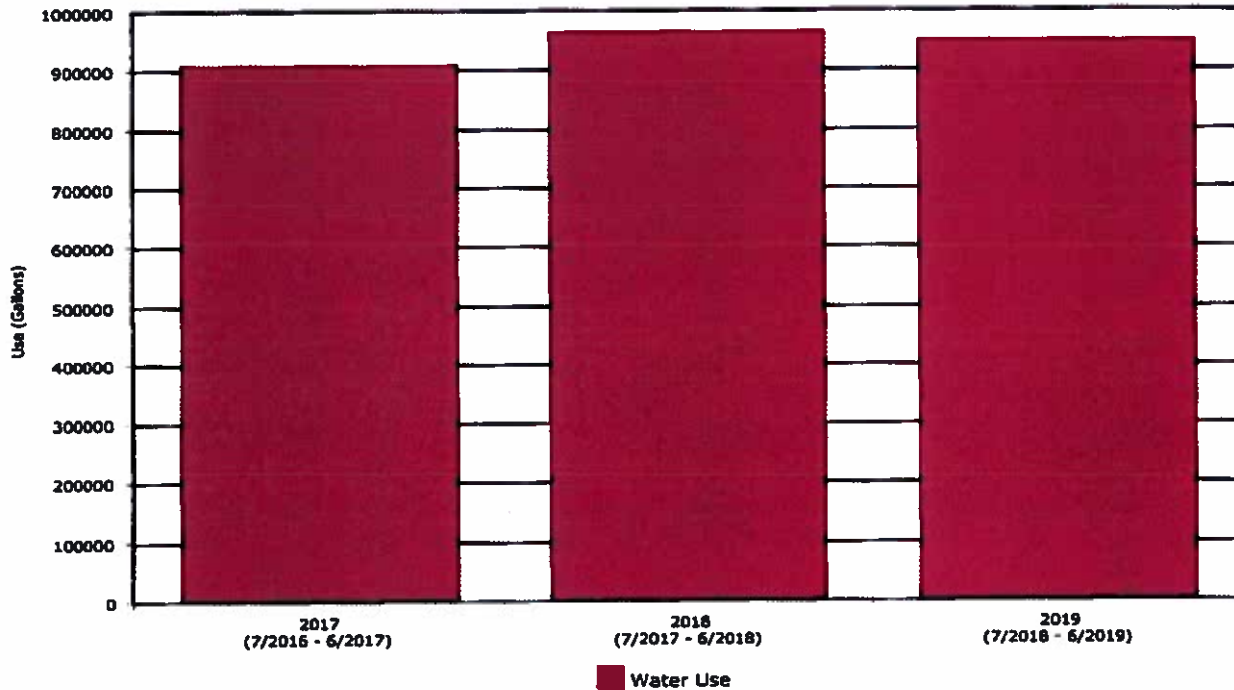


**Year-Over-Year Comparison Betsy Layne Elementary**  
**Floyd County Board of Education**  
**Selected Facilities -- 7/2016 to 6/2019**

<b>Period</b>	<b>Natural Gas Cost</b>
<b>2017</b>	<b>\$11,811</b>
<b>2018</b>	<b>\$14,885</b>
<b>2019</b>	<b>\$12,888</b>



**Year-Over-Year Comparison Betsy Layne Elementary**  
**Floyd County Board of Education**  
**Selected Facilities -- 7/2016 to 6/2019**

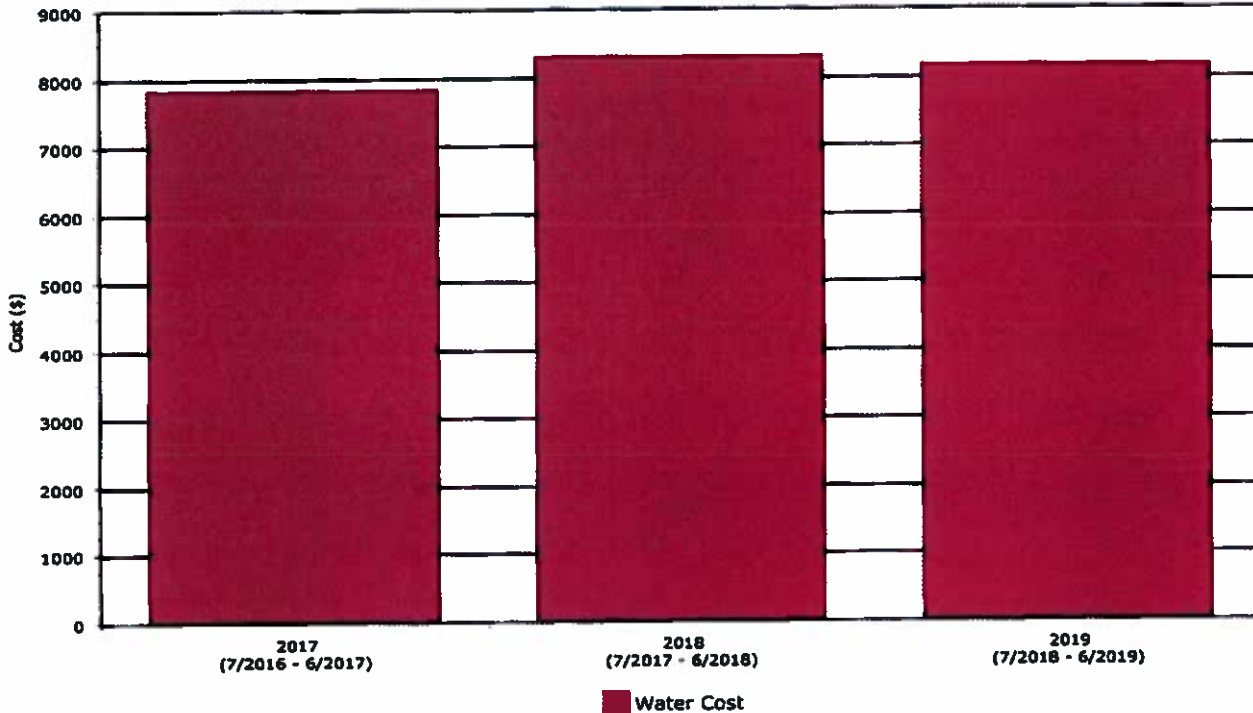


**Year-Over-Year Comparison Betsy Layne Elementary**  
**Floyd County Board of Education**  
**Selected Facilities -- 7/2016 to 6/2019**

<b>Period</b>	<b>Water Use (Gallons)</b>
<b>2017</b>	<b>908,412</b>
<b>2018</b>	<b>963,933</b>
<b>2019</b>	<b>949,289</b>



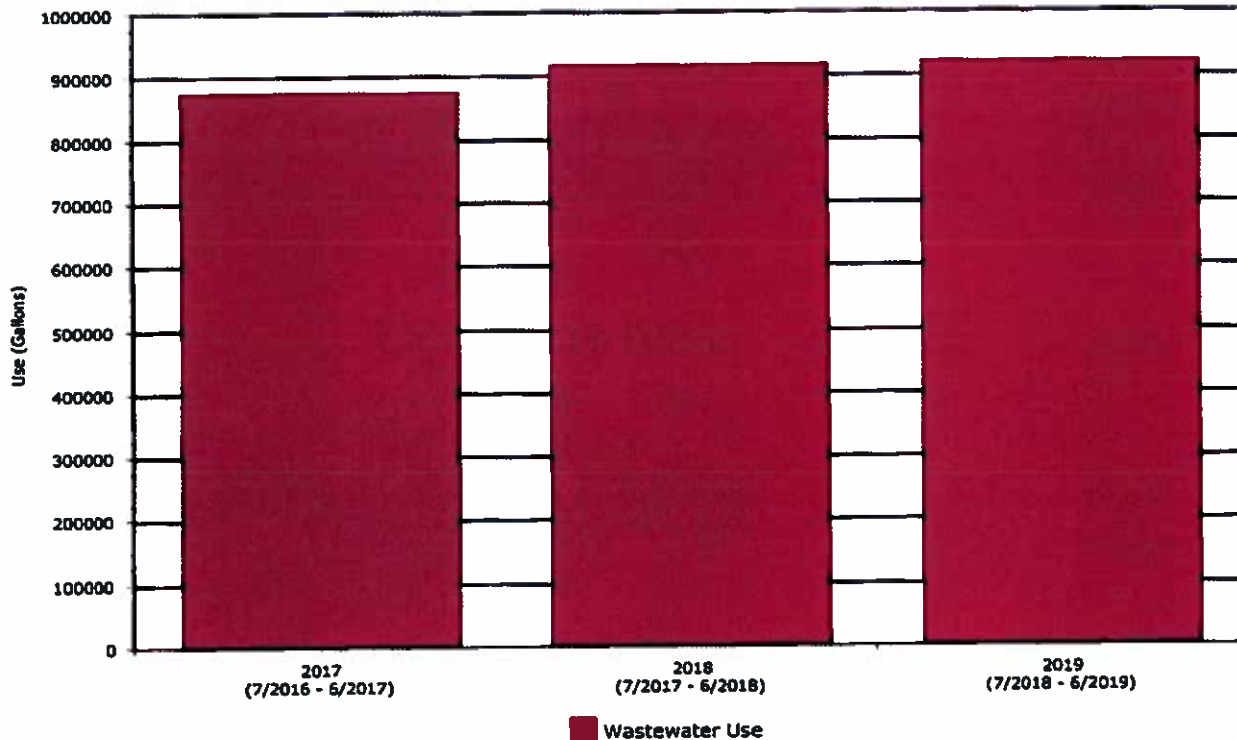
**Year-Over-Year Comparison Betsy Layne Elementary  
Floyd County Board of Education  
Selected Facilities -- 7/2016 to 6/2019**



**Year-Over-Year Comparison Betsy Layne Elementary  
Floyd County Board of Education  
Selected Facilities -- 7/2016 to 6/2019**

<b>Period</b>	<b>Water Cost</b>
<b>2017</b>	<b>\$7,846</b>
<b>2018</b>	<b>\$8,309</b>
<b>2019</b>	<b>\$8,189</b>

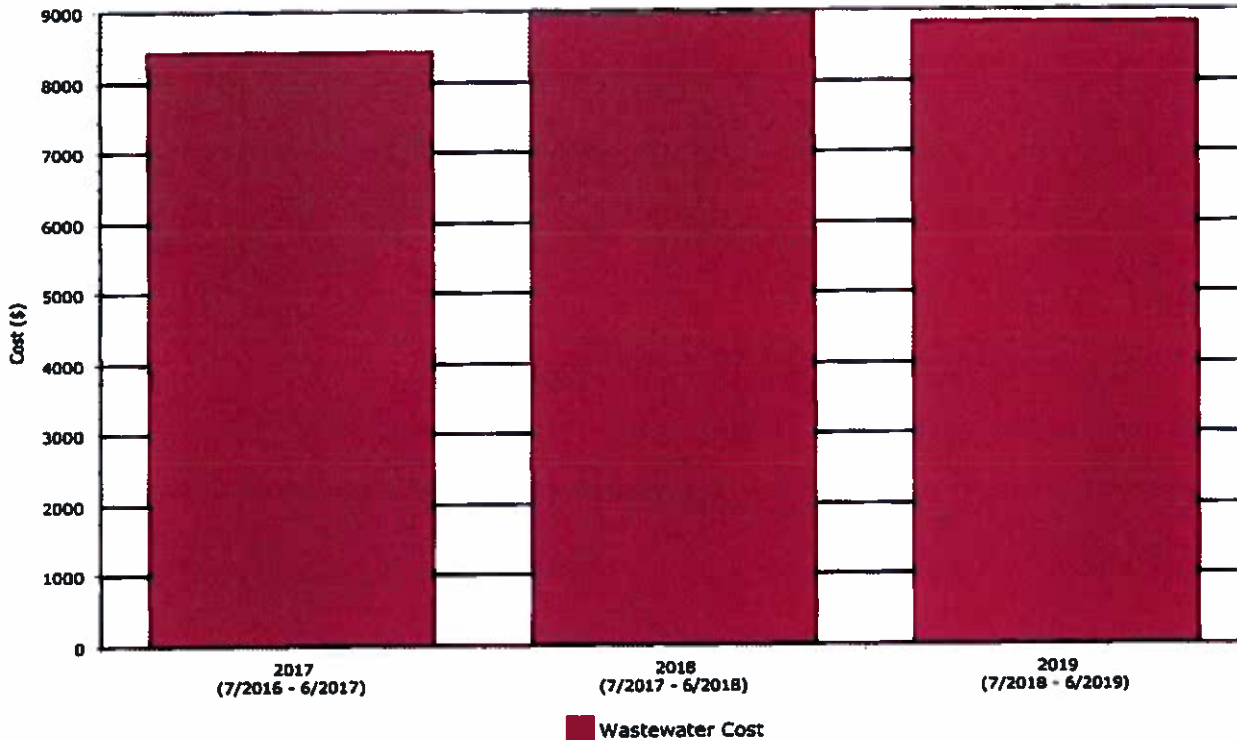
**Year-Over-Year Comparison Betsy Layne Elementary**  
**Floyd County Board of Education**  
**Selected Facilities -- 7/2016 to 6/2019**



**Year-Over-Year Comparison Betsy Layne Elementary**  
**Floyd County Board of Education**  
**Selected Facilities -- 7/2016 to 6/2019**

Period	Wastewater Use (Gallons)
<b>2017</b>	<b>874,412</b>
<b>2018</b>	<b>917,933</b>
<b>2019</b>	<b>921,700</b>

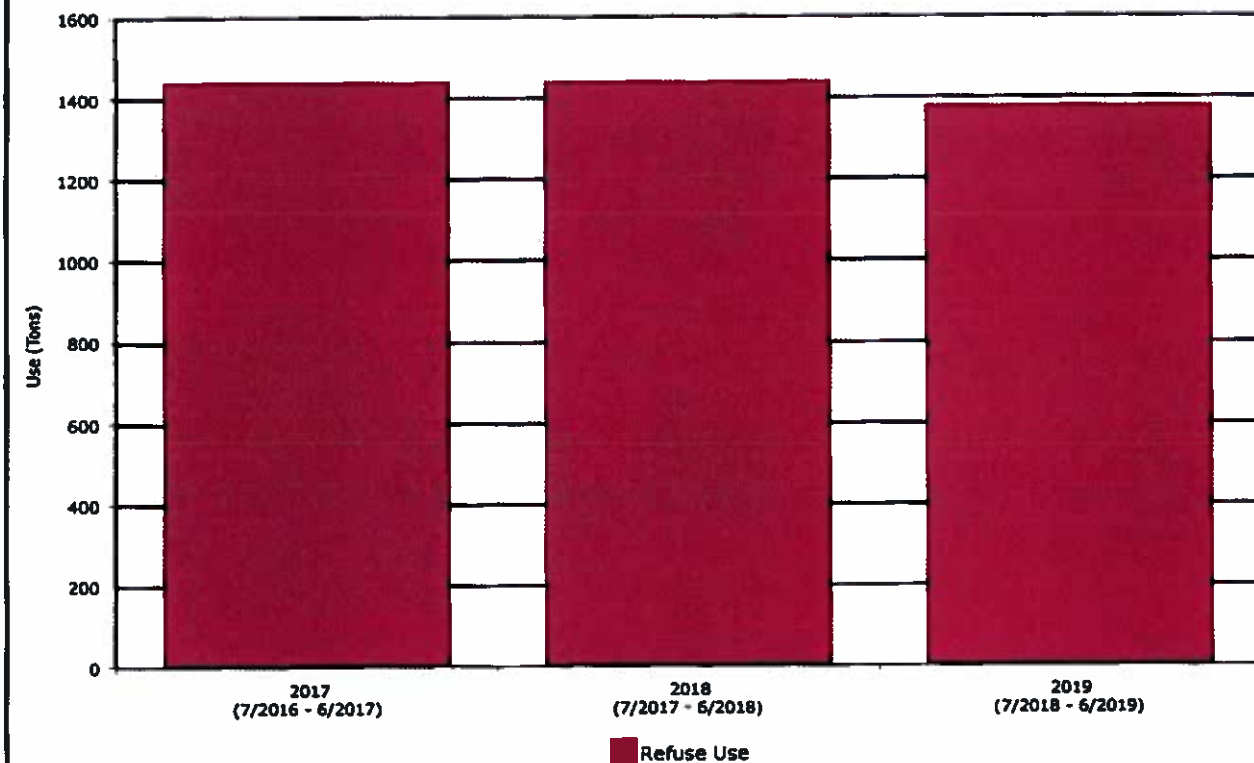
**Year-Over-Year Comparison Betsy Layne Elementary  
Floyd County Board of Education  
Selected Facilities -- 7/2016 to 6/2019**



**Year-Over-Year Comparison Betsy Layne Elementary  
Floyd County Board of Education  
Selected Facilities -- 7/2016 to 6/2019**

<b>Period</b>	<b>Wastewater Cost</b>
<b>2017</b>	<b>\$8,437</b>
<b>2018</b>	<b>\$8,953</b>
<b>2019</b>	<b>\$8,827</b>

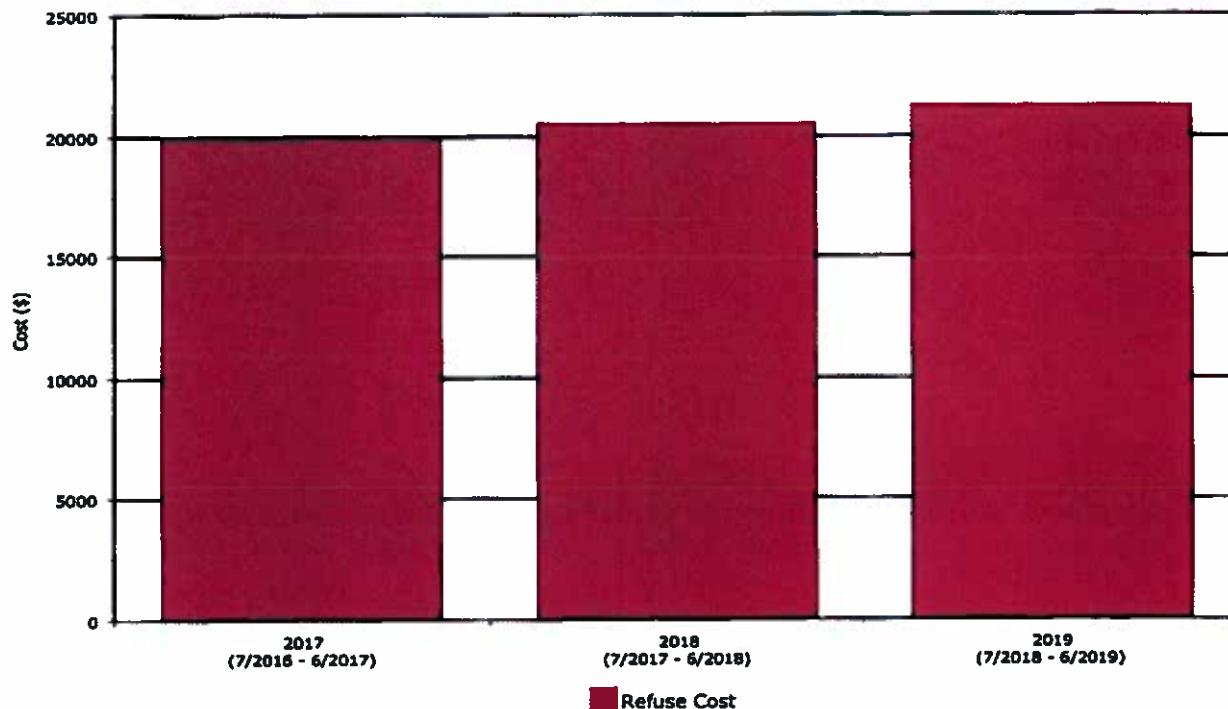
**Year-Over-Year Comparison Betsy Layne Elementary**  
**Floyd County Board of Education**  
**Selected Facilities -- 7/2016 to 6/2019**



**Year-Over-Year Comparison Betsy Layne Elementary**  
**Floyd County Board of Education**  
**Selected Facilities -- 7/2016 to 6/2019**

Period	Refuse Use (Tons)
<b>2017</b>	<b>1,440</b>
<b>2018</b>	<b>1,440</b>
<b>2019</b>	<b>1,380</b>

**Year-Over-Year Comparison Betsy Layne Elementary**  
**Floyd County Board of Education**  
**Selected Facilities -- 7/2016 to 6/2019**



**Year-Over-Year Comparison Betsy Layne Elementary**  
**Floyd County Board of Education**  
**Selected Facilities -- 7/2016 to 6/2019**

<b>Period</b>	<b>Refuse Cost</b>
<b>2017</b>	<b>\$19,889</b>
<b>2018</b>	<b>\$20,489</b>
<b>2019</b>	<b>\$21,259</b>

Monthly Heating and Cooling Degree Days  
 KY - JULIAN CARROLL AIRPORT (JKL) -- 07/2016 to 06/2019

Year	Month	Heating Degree Days	Cooling Degree Days
2016	July	0	391
2016	August	0	404
2016	September	16	248
2016	October	106	78
2016	November	404	22
2016	December	797	0
2017	January	698	0
2017	February	471	2
2017	March	508	6
2017	April	121	90
2017	May	88	101
2017	June	4	206
<b>Annual Totals</b>		<b>3,213</b>	<b>1,548</b>
2017	July	0	351
2017	August	0	246
2017	September	34	134
2017	October	200	59
2017	November	488	5
2017	December	884	0
2018	January	1,003	0
2018	February	506	8
2018	March	666	0
2018	April	399	13
2018	May	6	242
2018	June	0	296
<b>Annual Totals</b>		<b>4,186</b>	<b>1,354</b>
2018	July	0	339
2018	August	0	325
2018	September	9	256
2018	October	296	100
2018	November	664	0
2018	December	724	0
2019	January	912	0
2019	February	578	0
2019	March	642	0
2019	April	193	43
2019	May	55	166
2019	June	7	193
<b>Annual Totals</b>		<b>4,080</b>	<b>1,422</b>