

South Heights Elementary

2018-2019 School Accountability

South Heights Elementary School - Overall Score - 60.0

Principal, Anthony Black

School Accountability

Elementary School

STAR RATING ⓘ



SIGNIFICANT ACHIEVEMENT GAPS ⓘ

No significant gaps

FEDERAL CLASSIFICATION ⓘ

Not Applicable




Accountability Scores [Explore Data >](#)

Legend ● Very Low ● Low ● Medium ● High ● Very High


Proficiency ⓘ

ELEMENTARY SCHOOL


Medium



State - Medium



District - High




Scale




Separate Academic ⓘ

ELEMENTARY SCHOOL


Low



State - Medium



District - Medium




Scale




Growth ⓘ

ELEMENTARY SCHOOL


Low



State - Medium



District - Medium



Scale



SHS



Overview

What are the characteristics of this school?

ATTENDANCE RATE ⓘ



95.4%

ECONOMICALLY DISADVANTAGED ⓘ



● Economically Disadvantaged
90.9%

● Not Economically Disadvantaged
9.1%

DEMOGRAPHIC MAKEUP ⓘ



● **58.6%** White (non-Hispanic) *290 students*

● **17%** African American *84 students*

● **13.9%** Two or More Races *69 students*

● **10.5%** Other *52 students*



Academic Performance

How are students performing academically?

READING ⓘ

Students that tested and are accountable with proficient/distinguished scores



● Economically Disadvantaged
46.7% of 210 students

● Non-Economically Disadvantaged
44.4% of 18 students

MATHEMATICS ⓘ

Students that tested and are accountable with proficient/distinguished scores



● Economically Disadvantaged
60.0% of 210 students

● Non-Economically Disadvantaged
72.2% of 18 students

SHS

GIFTED AND TALENTED



- Gifted and Talented
6.1%
- Not Gifted and Talented
93.9%



School Safety

How safe is this school?

STUDENTS WITH BEHAVIOR EVENTS ⓘ



- Have Behavior Events
14.3%
- Do Not Have Behavior Events
85.7%

STUDENTS WITH DISCIPLINE RESOLUTIONS ⓘ



- Out-of-School Suspensions
1.1%
- In-School Removal
11.9%