

Cairo Elementary

2018-2019 School Accountability

Cairo Elementary School - Overall Score - 70.5

Principal, Brooke Shappell

School Accountability

Elementary School

STAR RATING ⓘ



SIGNIFICANT ACHIEVEMENT GAPS ⓘ

No significant gaps

FEDERAL CLASSIFICATION ⓘ

Not Applicable



Accountability Scores

[Explore Data >](#)

Legend

● Very Low ● Low ● Medium ● High ● Very High


Proficiency ⓘ

ELEMENTARY SCHOOL


High



State - Medium



District - High




Scale




Separate Academic ⓘ

ELEMENTARY SCHOOL

Medium



State - Medium



District - Medium



Scale



Growth ⓘ

ELEMENTARY SCHOOL

High



State - Medium



District - Medium



Scale





Overview

What are the characteristics of this school?

ATTENDANCE RATE ⓘ



96.0%

ECONOMICALLY DISADVANTAGED ⓘ



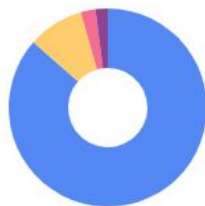
● Economically Disadvantaged

60.3%

● Not Economically Disadvantaged

39.7%

DEMOGRAPHIC MAKEUP ⓘ



● **86.5%** White (non-Hispanic) 257 students

● **9.1%** Two or More Races 27 students

● **2.4%** African American 7 students

● **2%** Other 6 students



Academic Performance

How are students performing academically?

READING ⓘ

Students that tested and are accountable with proficient/distinguished scores



● Economically Disadvantaged
51.7% of 89 students

● Non-Economically Disadvantaged
60.0% of 60 students

MATHEMATICS ⓘ

Students that tested and are accountable with proficient/distinguished scores



● Economically Disadvantaged
64.0% of 89 students

● Non-Economically Disadvantaged
73.3% of 60 students

CAR

GIFTED AND TALENTED



- Gifted and Talented
16.5%
- Not Gifted and Talented
83.5%



School Safety

How safe is this school?

STUDENTS WITH BEHAVIOR EVENTS ⓘ



- Have Behavior Events
4.5%
- Do Not Have Behavior Events
95.5%

STUDENTS WITH DISCIPLINE RESOLUTIONS ⓘ



- Out-of-School Suspensions
1.6%
- In-School Removal
2.3%