



FLOYD COUNTY BOARD OF EDUCATION
Danny Adkins, Superintendent
442 KY RT 550
Eastern, KY 41622
Telephone (606) 886-2354 Fax (606) 886-4550
www.floyd.kyschools.us

Sherry Robinson- Chair - District 5
William Newsome, Jr., Vice-Chair - District 3
Linda C. Gearheart, Member - District 1
Dr. Chandra Varis, Member- District 2
Rhonda Meade, Member - District 4

Student Support: Receive Utility Report for Floyd Central High.

Applicable Statue(s), etc.: N/A

Fiscal Budgetary Impact:

2017/2018 SY (July 17-June 18) \$165,099

2018/2019 SY (July 18-June 10) \$151,489

History / Background

September 2019

Board received utility report for Adams Middle School.

Staff Recommendation: To accept report as presented.

Contact Person:
Gregory Adams
Director of Facilities
(606) 874-9569


Director


Superintendent

DATE: October 28, 2019

Utility Report

October 28, 2019



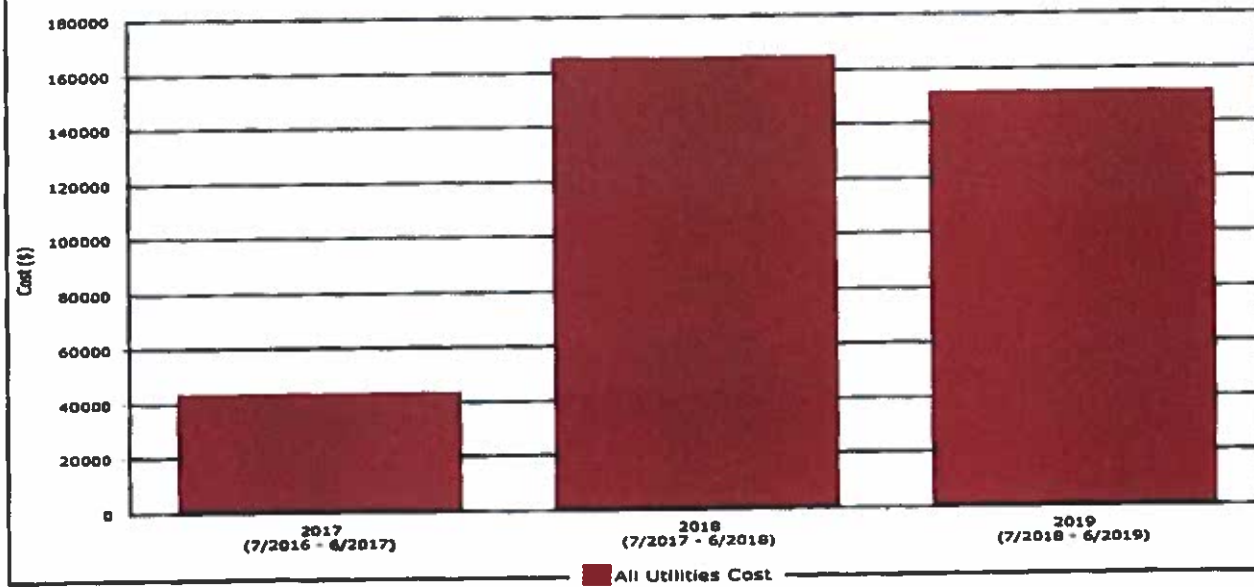
Floyd Central High School

2017-2018 / 2018-2019

School Years



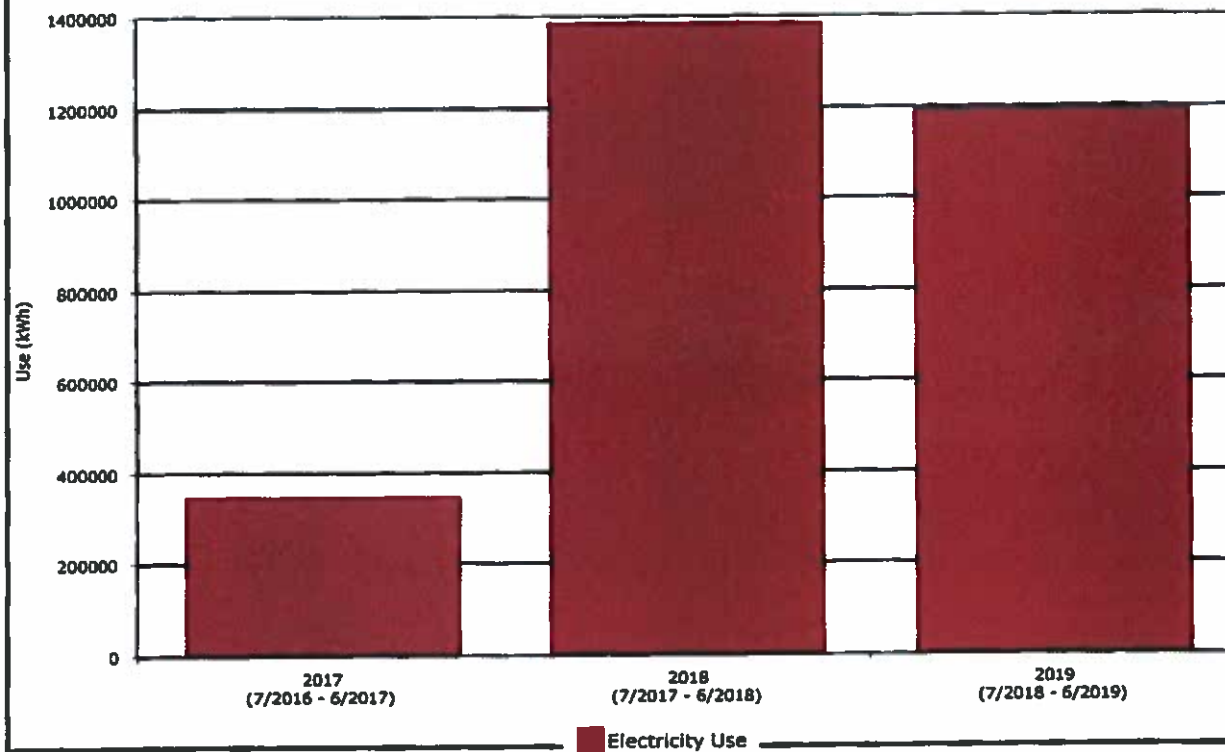
**Year-Over-Year Comparison
Floyd County Board of Education
Selected Facilities -- 7/2016 to 6/2019**



**Year-Over-Year Comparison
Floyd County Board of Education
Selected Facilities -- 7/2016 to 6/2019**

Period	All Utilities Cost
2017	\$43,205
2018	\$165,099
2019	\$151,489

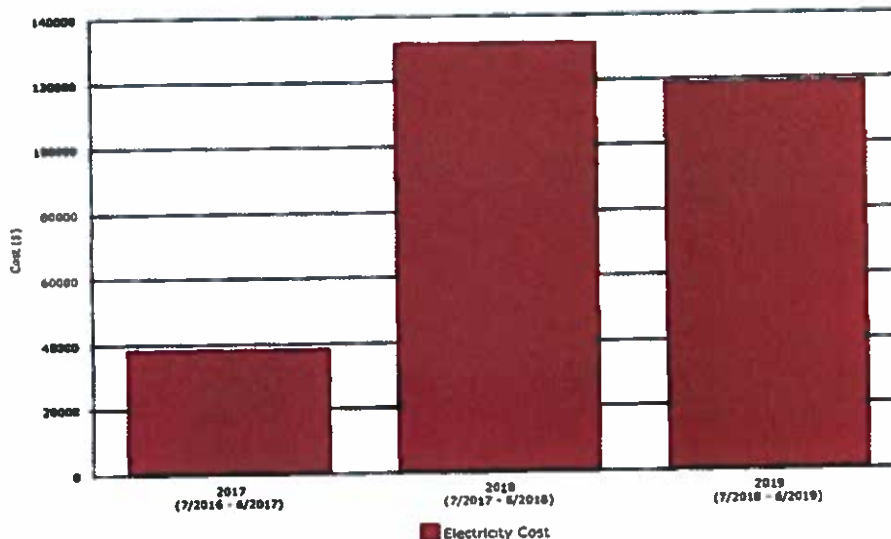
Year-Over-Year Comparison Electric Use
Floyd County Board of Education
Selected Facilities -- 7/2016 to 6/2019



Year-Over-Year Comparison
Floyd County Board of Education
Selected Facilities -- 7/2016 to 6/2019

Period	(kWh)
2017	348,223
2018	1,386,295
2019	1,193,467

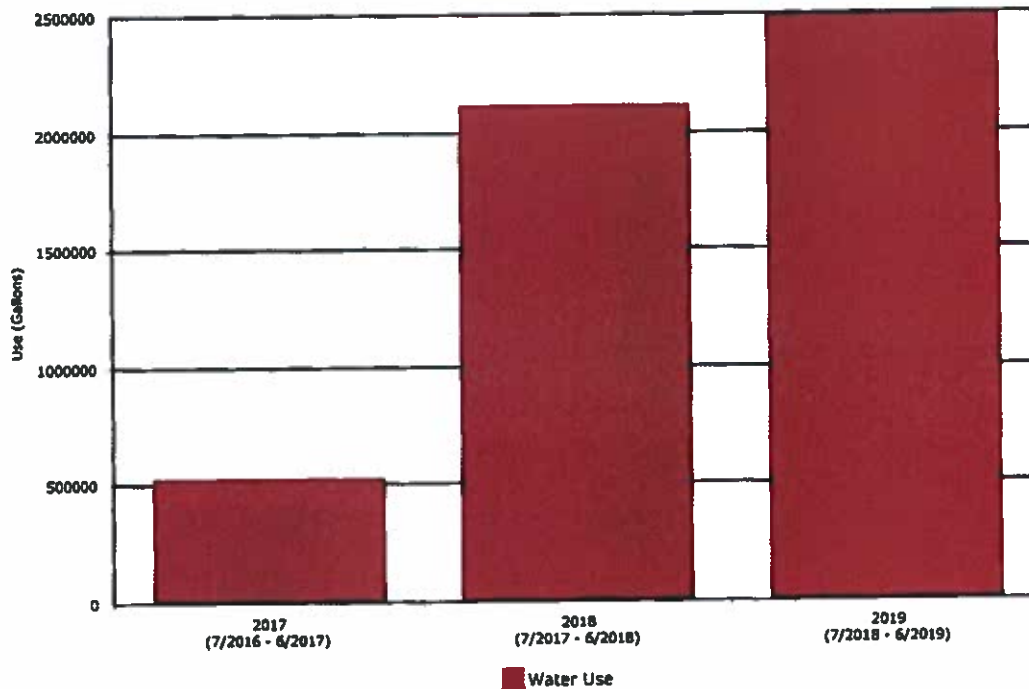
Year-Over-Year Comparison Electric Cost
Floyd County Board of Education
Selected Facilities -- 7/2016 to 6/2019



Year-Over-Year Comparison
Floyd County Board of Education
Selected Facilities -- 7/2016 to 6/2019

Period	Electricity Cost
2017	\$38,596
2018	\$131,705
2019	\$118,944

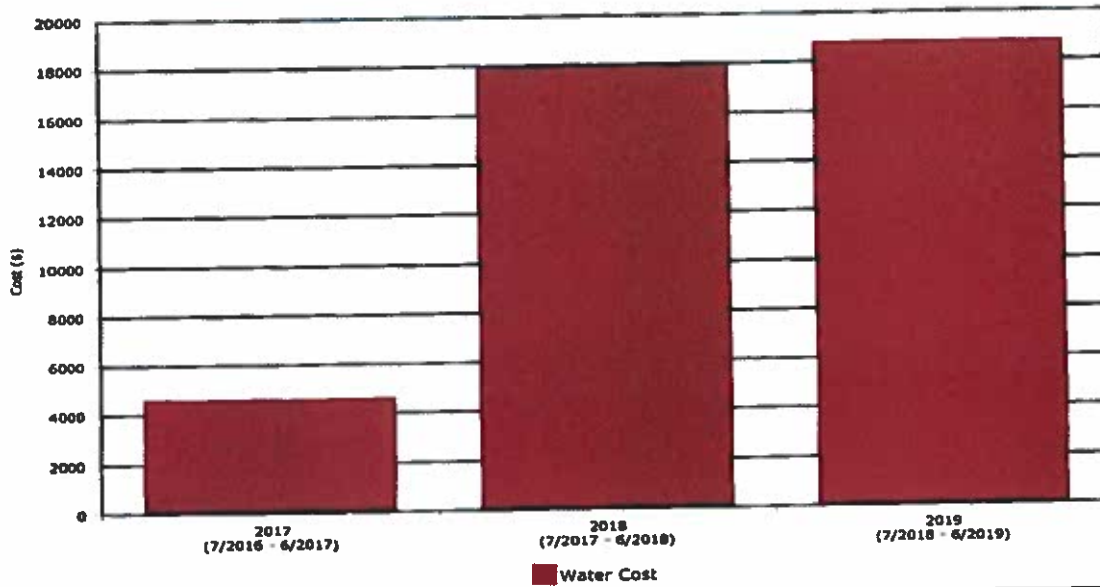
**Year-Over-Year Comparison Water Use
Floyd County Board of Education
Selected Facilities -- 7/2016 to 6/2019**



**Year-Over-Year Comparison
Floyd County Board of Education
Selected Facilities -- 7/2016 to 6/2019**

Period	Water Use
2017	526,878
2018	2,115,122
2019	2,497,500

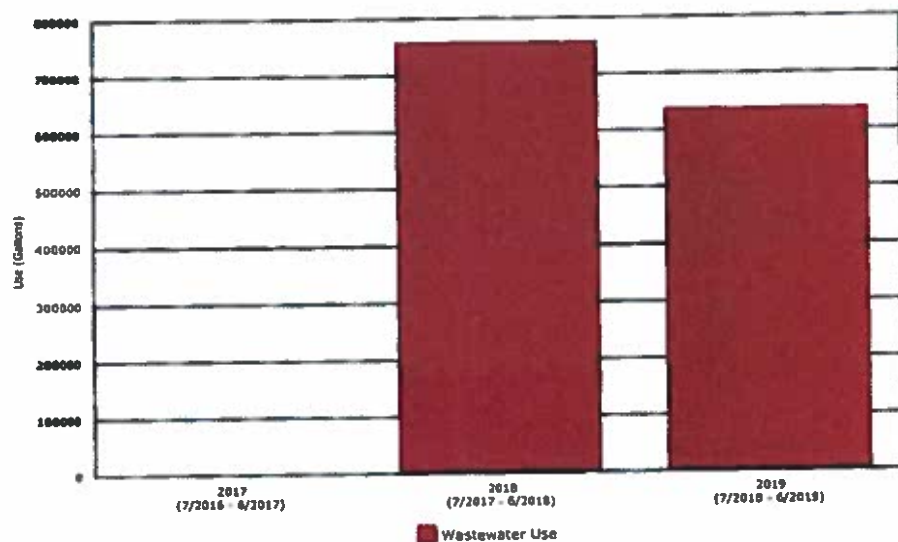
Year-Over-Year Comparison Water Cost
Floyd County Board of Education
Selected Facilities -- 7/2016 to 6/2019



Year-Over-Year Comparison
Floyd County Board of Education
Selected Facilities -- 7/2016 to 6/2019

Period	Water Cost
2017	\$4,609
2018	\$17,956
2019	\$18,833

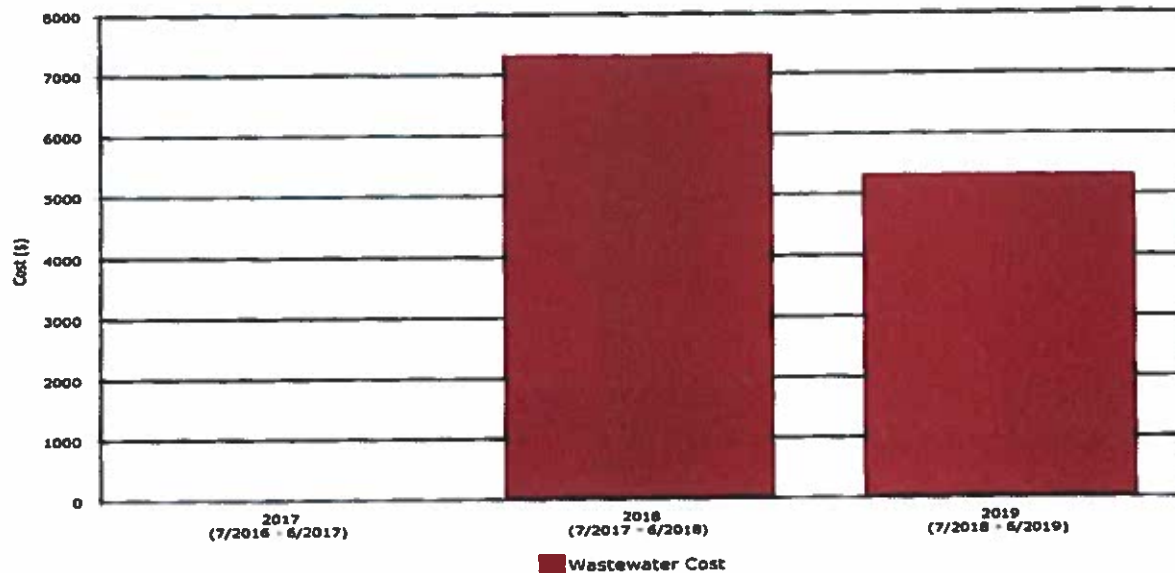
**Year-Over-Year Comparison Sewer Use
Floyd County Board of Education
Selected Facilities -- 7/2016 to 6/2019**



**Year-Over-Year Comparison
Floyd County Board of Education
Selected Facilities -- 7/2016 to 6/2019**

Period	Wastewater Use (Gallons)
2017	0
2018	758,333
2019	637,417

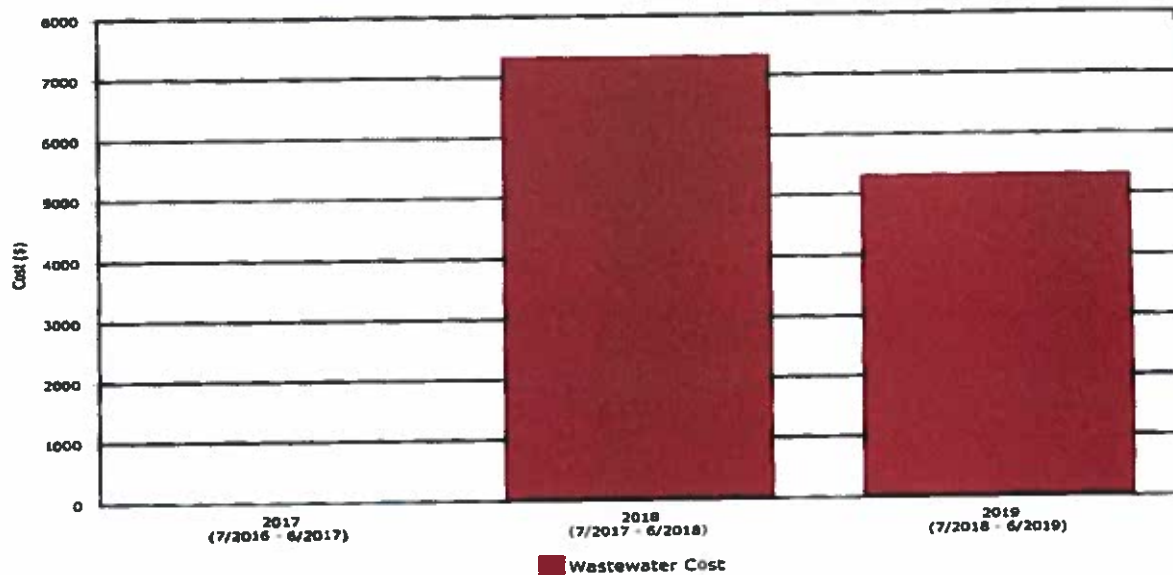
Year-Over-Year Comparison Sewer Cost
Floyd County Board of Education
Selected Facilities -- 7/2016 to 6/2019



Year-Over-Year Comparison
Floyd County Board of Education
Selected Facilities -- 7/2016 to 6/2019

Period	Wastewater Cost
2017	\$0
2018	\$7,327
2019	\$5,333

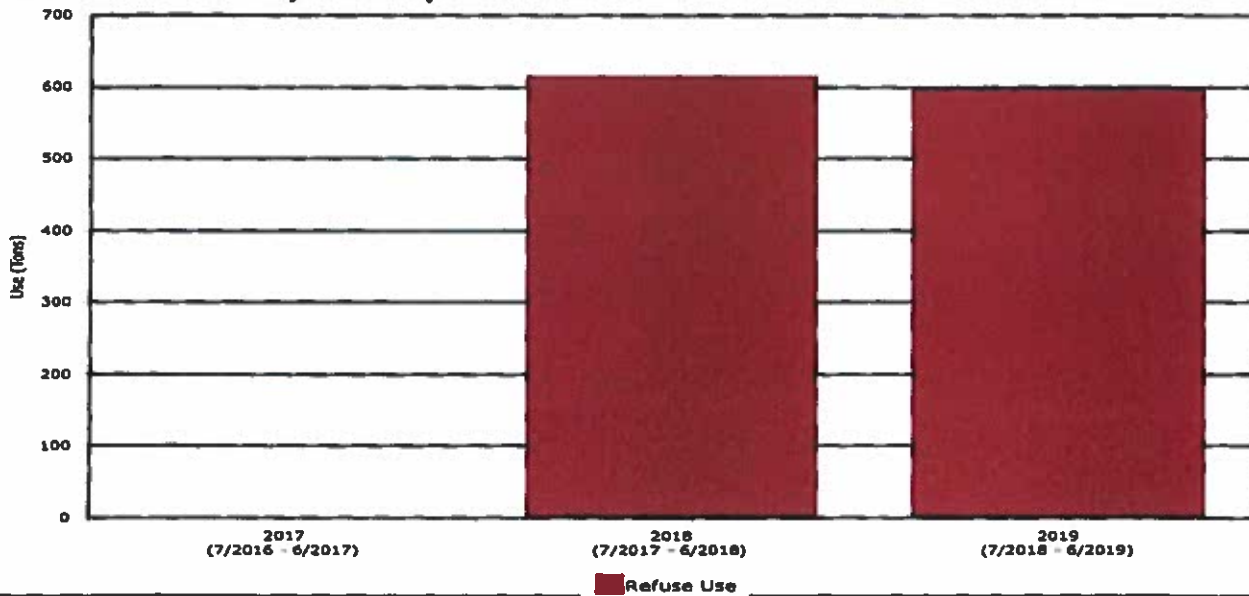
Year-Over-Year Comparison Sewer Cost
Floyd County Board of Education
Selected Facilities – 7/2016 to 6/2019



Year-Over-Year Comparison
Floyd County Board of Education
Selected Facilities – 7/2016 to 6/2019

Period	Wastewater Cost
2017	\$0
2018	\$7,327
2019	\$5,333

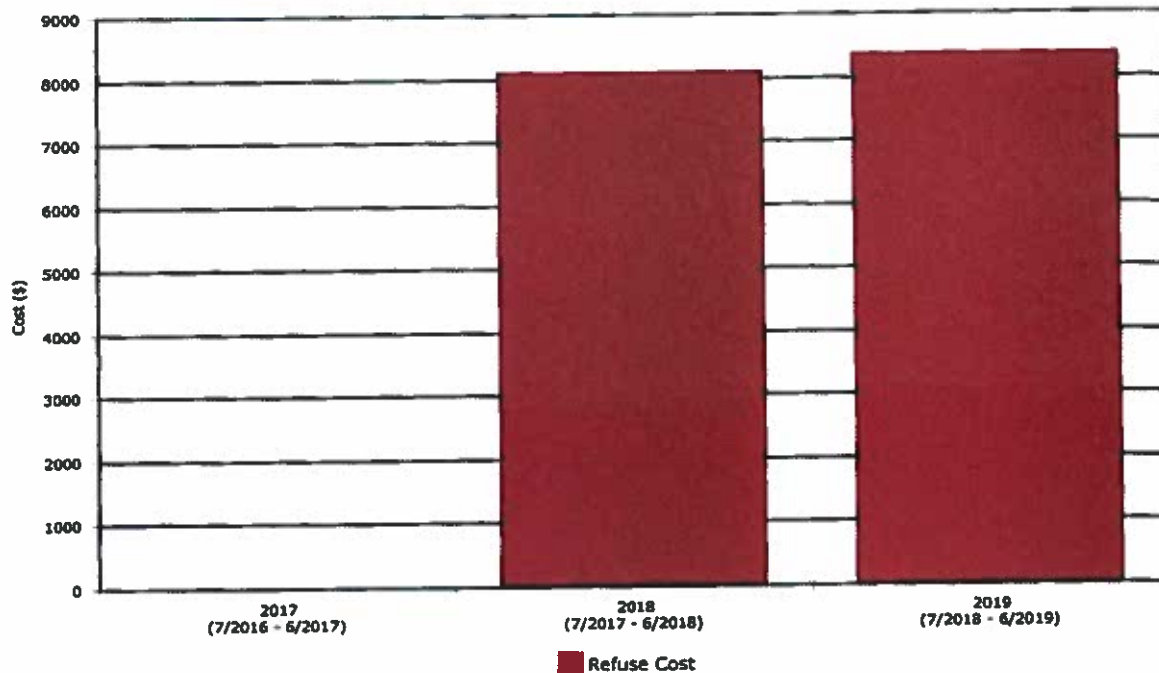
Year-Over-Year Comparison Trash Use
Floyd County Board of Education
Selected Facilities -- 7/2016 to 6/2019



Year-Over-Year Comparison
Floyd County Board of Education
Selected Facilities -- 7/2016 to 6/2019

Period	Refuse Use (Tons)
2017	0
2018	616
2019	598

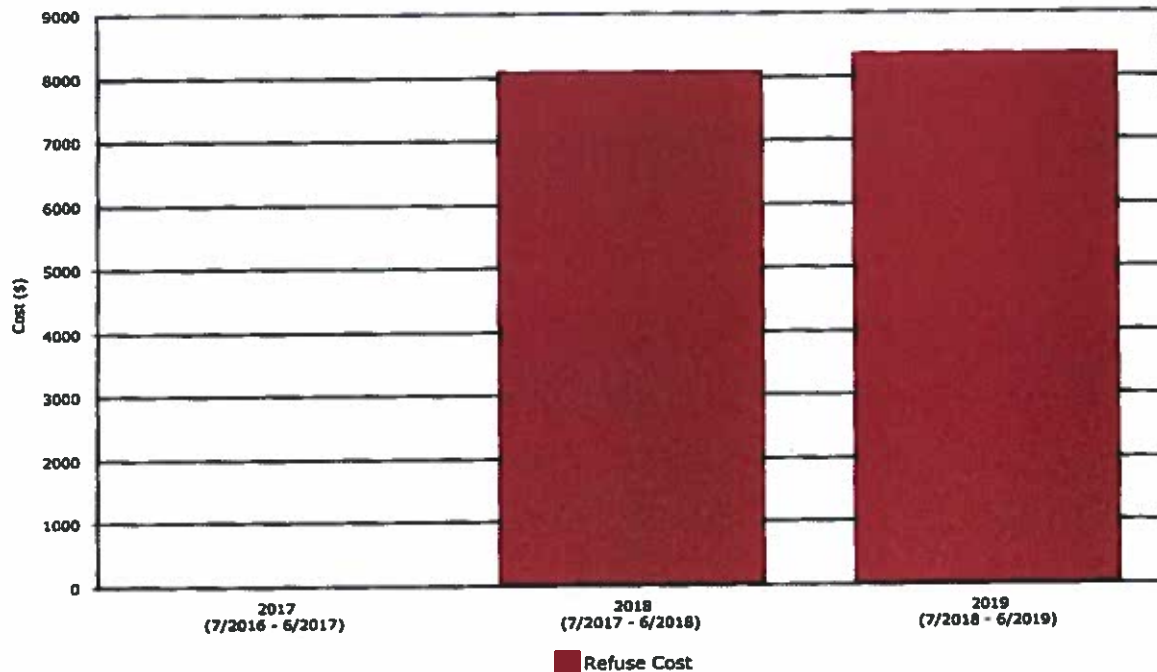
**Year-Over-Year Comparison
Floyd County Board of Education
Selected Facilities -- 7/2016 to 6/2019**



**Year-Over-Year Comparison
Floyd County Board of Education
Selected Facilities -- 7/2016 to 6/2019**

Period	Refuse Cost
2017	\$0
2018	\$8,111
2019	\$8,380

Year-Over-Year Comparison Trash Cost
Floyd County Board of Education
Selected Facilities -- 7/2016 to 6/2019



Year-Over-Year Comparison
Floyd County Board of Education
Selected Facilities -- 7/2016 to 6/2019
Period

Refuse Cost

2017	\$0
2018	\$8,111
2019	\$8,380

Monthly Heating and Cooling Degree Days

KY - JULIAN CARROLL AIRPORT (JKL) -- 07/2018 to 06/2019

Year	Month	Heating Degree Days	Cooling Degree Days
2018	July	0	339
2018	August	0	325
2018	September	9	256
2018	October	296	100
2018	November	664	0
2018	December	724	0
2019	January	912	0
2019	February	578	0
2019	March	642	0
2019	April	193	43
2019	May	55	166
2019	June	7	193
Annual Totals		4,080	1,422