


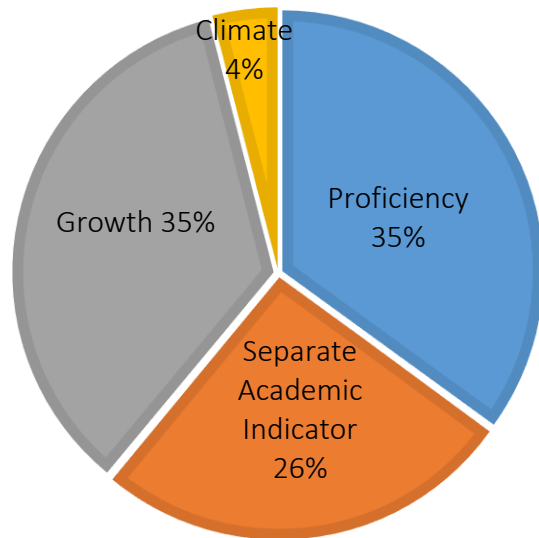
2018-19 State Accountability Results



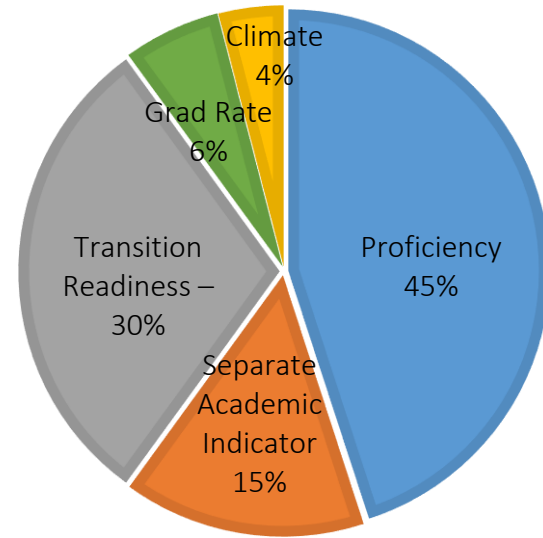
*Jefferson County Board of Education Meeting
October 15, 2019*

Accountability Model – Indicator Weights

ELEMENTARY & MIDDLE




HIGH



This year, schools received indicator scores, indicator ratings, an overall score, and a star rating

*Climate rating starts in 19-20




Star Ratings

Stars	# Schools
1	49
2	33
3	43
4	6
5	7

Schools may earn star ratings in multiple ways. Schools could have the same number of stars, but with different performance & indicator ratings.

For example: At School A, the proficiency indicator is rated *very high*, separate academic indicator is *very high*, and growth is *medium*. For School B, the proficiency indicator is rated *medium*, separate academic indicator is *very high*, and growth is *very high*. Both are 4-star schools.

A four or five star rating can be lowered if a school or district has one or more significant achievement gaps.



2018-19 Accountability Results: Indicator Scores

	Elementary	Middle	High
Proficiency	61	62	50
Separate Academic Indicator	55	54	52
Growth	56	48	
Transition Readiness			54
Graduation Rate			83




2018-19 Gap Data

The number of significant gaps identified decreased from 104 to 41


Level	18-19 Total
African American	12
Two or More Races	1
English Learners	2
English Learners plus monitored	3
Homeless	1
Free/Reduced-Price Meals	9
Disability –Individual Education Plan (IEP)	12
Gifted & Talented	1
Total	41

Note: Gap data not component in accountability model, but is used in star rating and TSI




Federal Classifications

- 35 schools identified as Comprehensive Support and Improvement (CSI); 9 schools exited and 23 schools entered
- 2 schools identified as Targeted Support and Improvement (TSI) schools; down from 64 the previous year



MAP & KPREP Performance

- Overall, MAP is a strong predictor of K-PREP scores.
- A student's RIT score that is in the 50th percentile on MAP would be meeting grade-level benchmarks on MAP, but would likely score Apprentice on KPREP.
- In general, the KPREP Proficient cut point is close to a 70th MAP RIT percentile.
- The KPREP Apprentice cut point is close to a 30th MAP RIT percentile.



Positive Trends

Transition Readiness:


- Transition readiness increased from 49.8% in 2018 to 53.0% in 2019
- Eight high schools showed double-digit gain in transition readiness rates

Graduation Rate:

- The four-year graduation rate increased to an all-time high of 82.3%
- 11 high schools increased their four-year graduation rate
- Brown and Manual reached 100% and Iroquois increased by 11% in one year

Classifications:

- Nine schools exited CSI status
- Seven schools received a 5 star rating and six schools received a 4 star rating



Areas for Growth

- Increase focus on acceleration plans using MAP data to increase proficiency rates
- Continue efforts to eliminate the achievement gap (9 schools reduced their star ratings due to significant gaps in student groups)
- Enhance support for additional CSI schools
- Implement laser-like focus on deep implementation of three pillars and six instructional systems in every school

