


JCPS Final Corrective Action Plan



*Kentucky Board of Education Meeting
October 3, 2019*

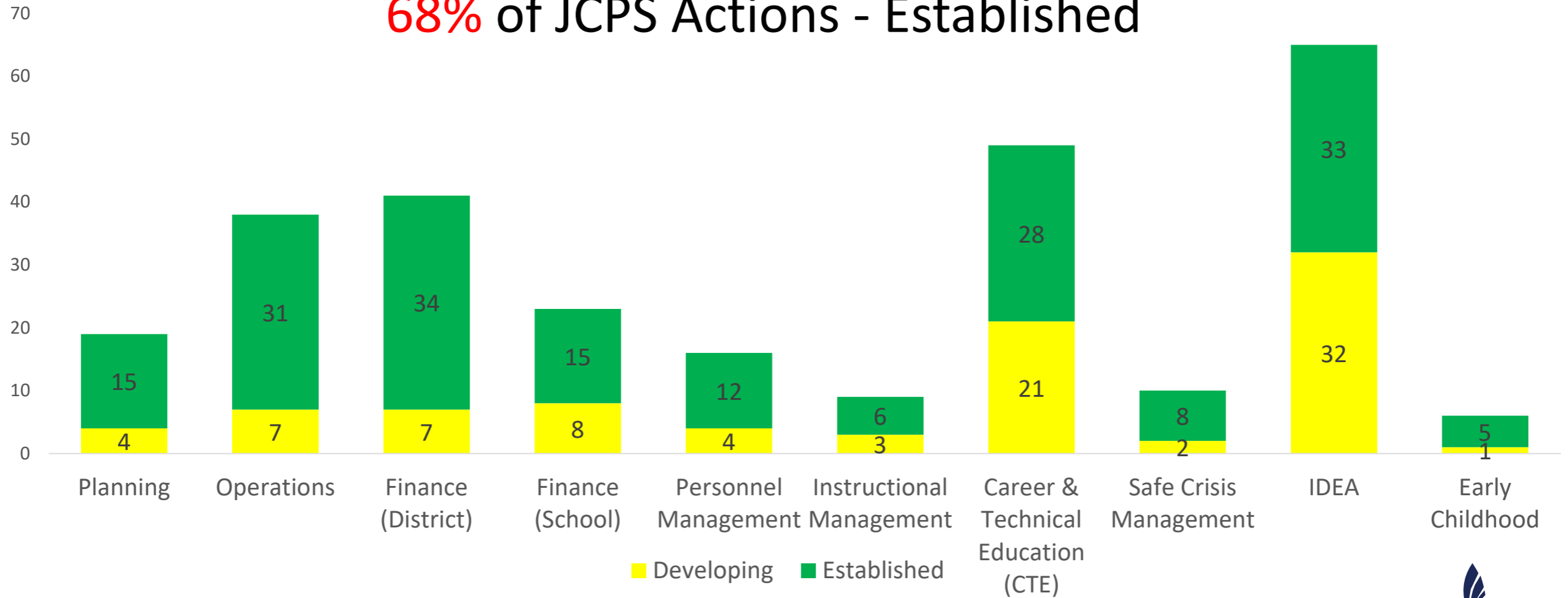
Corrective Action Plan Areas

- Instructional Management
- Career & Technical Education (CTE)

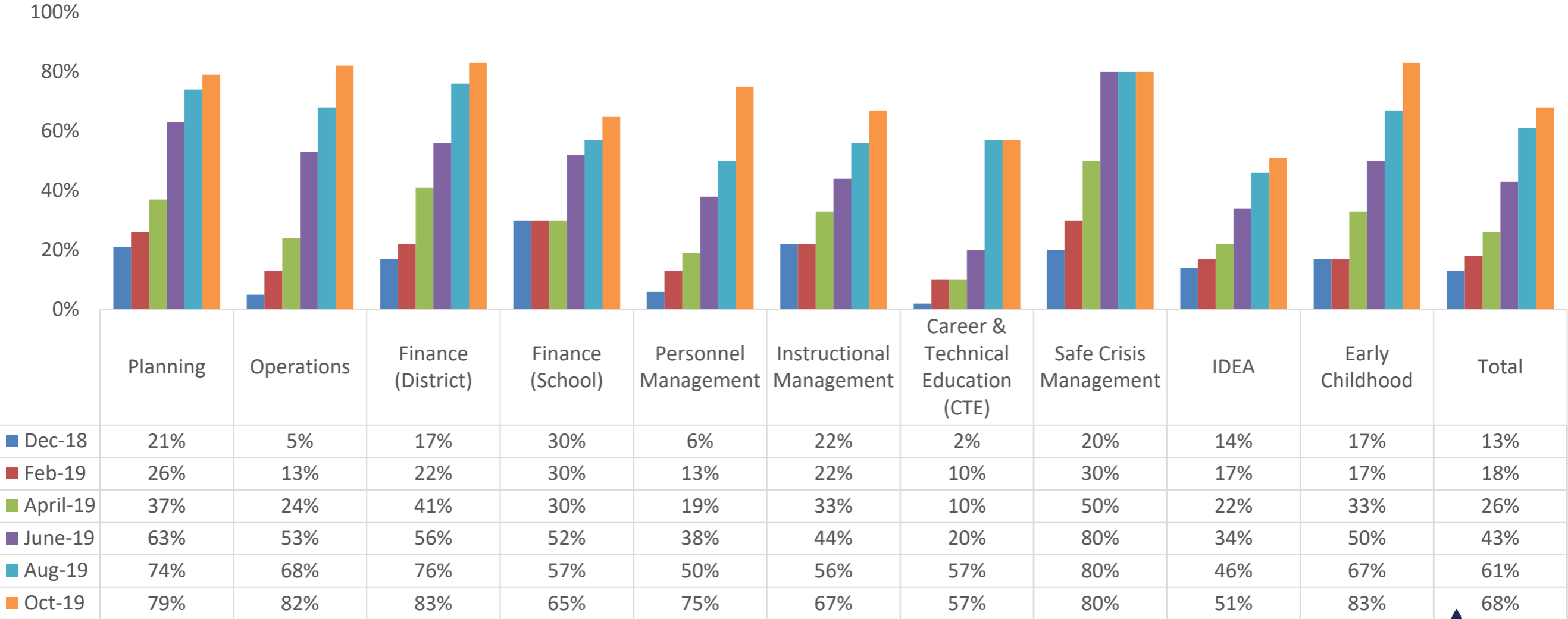
- Early Childhood – *presented in February*
- Personnel Management – *presented in February*
- Operations - *presented in April*
- IDEA - *presented in April*
- Planning – *presented in June*
- Finance (District) – *presented in June*
- Finance (School) - *presented in August*
- Safe Crisis Management (SCM) - *presented in August*

October 2019 – Status Update

68% of JCPS Actions - Established



Status Update - % CAP Actions Established



Instructional Management

Challenges

- Develop training and monitoring systems
- Increase accountability

Improvement Strategies

- Focus on 3 Pillars and 6 Systems
- Provide individual support provided based on data reviews
- Administer MAP assessment 3 times per year

Three Pillars

Backpack of
Success Skills



Racial Equity

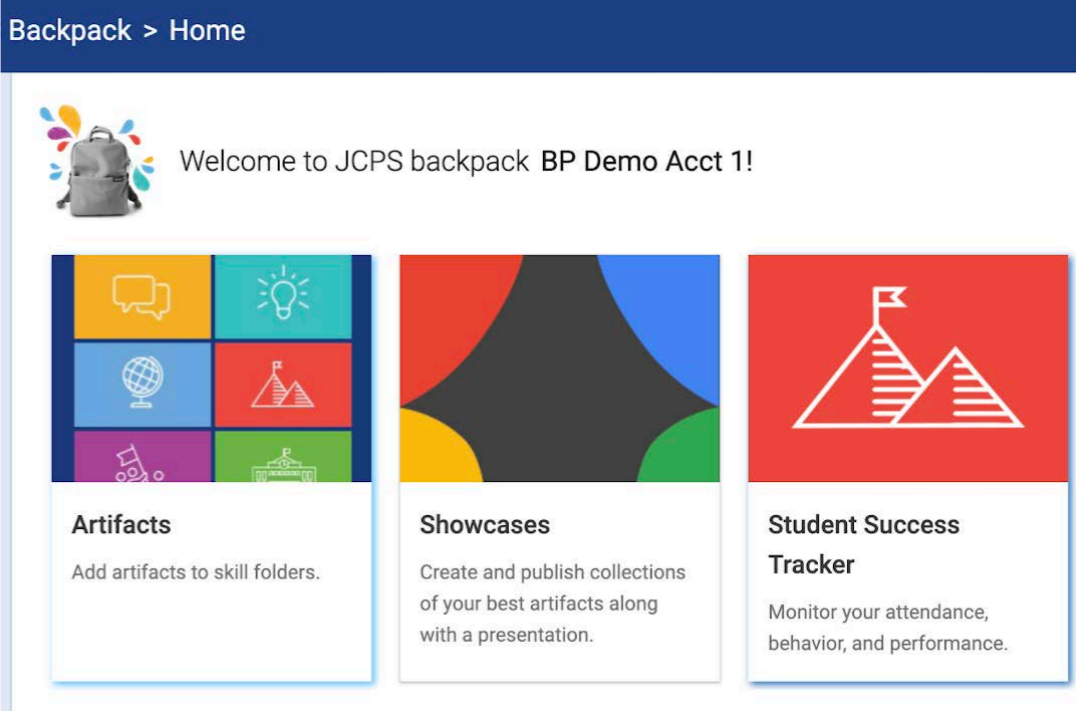


Culture
& Climate



Instructional Management – Summary of Evidence

- Implemented acceleration plans based on MAP scores
- Offer additional extended learning opportunities
- Added student success tracker for student goal setting
- Developed [JCPS Teacher Backpack](#)
- Implementing Comprehensive System Reviews



Backpack > Home

Welcome to JCPS backpack BP Demo Acct 1!

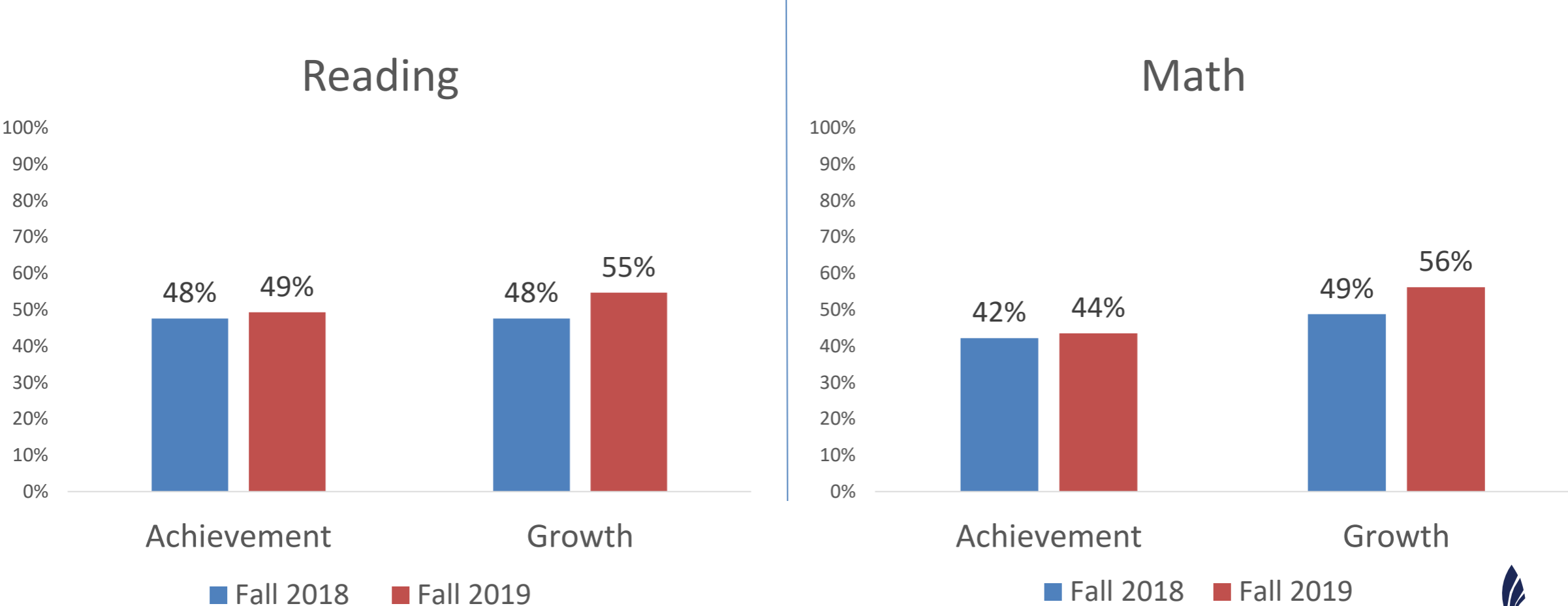
Artifacts
Add artifacts to skill folders.

Showcases
Create and publish collections of your best artifacts along with a presentation.

Student Success Tracker
Monitor your attendance, behavior, and performance.

Percent of Students Meeting Benchmarks

Gains from Fall 2018 to Fall 2019



Career Technical Education

Challenges

- Improve data accuracy
- Build capacity in school staff and advisory committees
- Communicate value and benefits of CTE
- Explore opportunities to integrate core academics with CTE

Improvement Strategies

- Strengthen pathways
- Build opportunities for students and schools with business partners
- Provide individual school support based on data reviews
- Expand Academies of Louisville model

CTE – Summary of Evidence



- Improved transition readiness rate from 49.8% to 53.0%
- Increased graduation rate from 81.6% to all time high of 82.3%
- Collaborating with KDE to automate the state data collection system
- Presented at the state conference for CTE
- Received a PAYA Apprenticeship Grant
- Registered with Labor Cabinet as a company to hire our own apprentices
- This year, 3% more seniors are transition ready than last year at this same time

Questions?