



Harshaw Trane

Breathitt County Schools

Energy Report

August 2019



■ EXECUTIVE SUMMARY

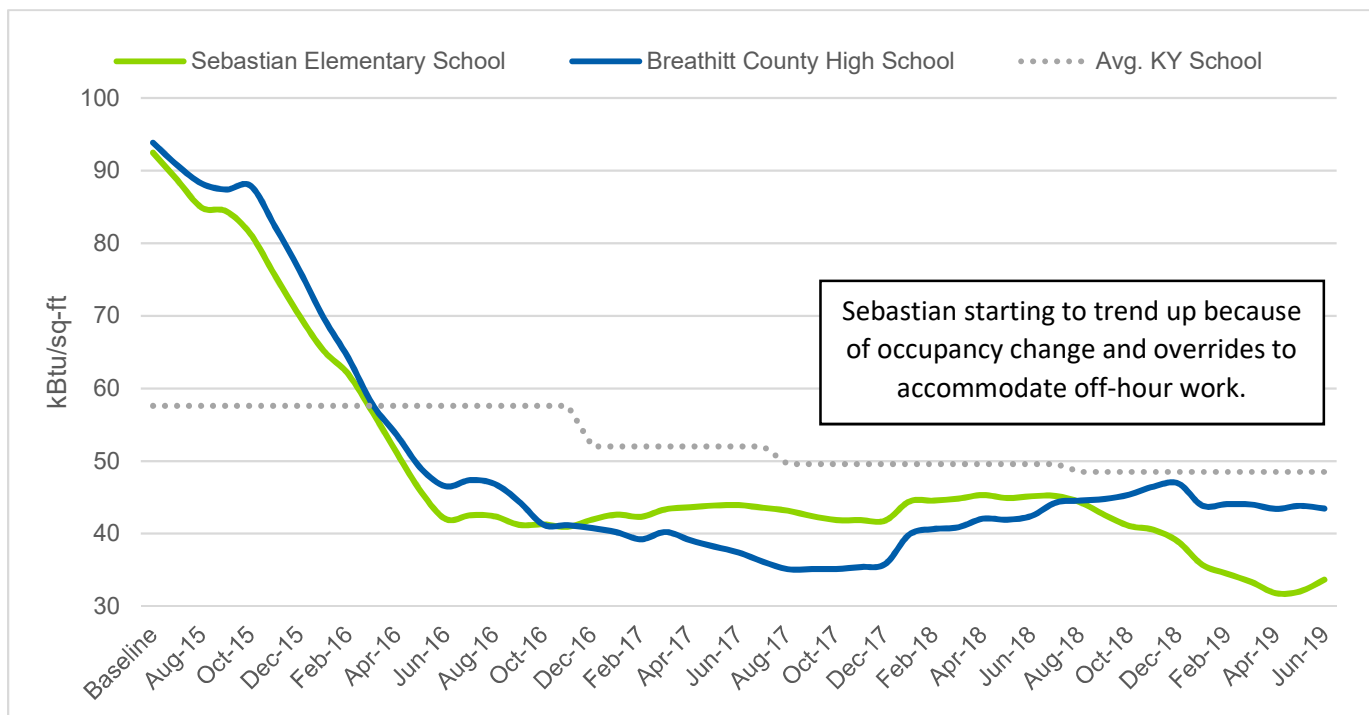
Since We Last Met

- Energy Usage savings this quarter: **\$65,551**
- We have started the process for ENERGY STAR certification
- Helpdesk has been used to provide remote technical service **18** times avoiding truck rolls and associated operational costs. Quarterly savings: **\$3,640**

Good News

ENERGY USAGE	OPERATIONAL COST REDUCTION	TOTAL COST AVOIDANCE
The district achieved \$975,898 in energy cost avoidance since June 2016	The district has avoided \$22,880 in operational costs through IS Helpdesk	The district achieved \$998,778 in total cost avoidance since June 2016

Performance Snapshot



Top Areas of Focus

ENERGY USAGE & SAVINGS Breathitt HS water system analysis. Loop pump operation.	ENERGY STAR Application process for ENERGY STAR recognition has begun. Congratulations on being in the top quartile!	ENERGY USAGE & SPACE COMFORT Breathitt HS air side analysis. Discharge air setpoint achievement and supply fan optimization.
---	--	--

ENERGY PERFORMANCE

Breathitt County High School



2307 Bobcat Lane, Jackson, KY 41339 | [Map It](#)
 Portfolio Manager Property ID: 5495137
 Year Built: 1980
[Edit](#)

[Finish your application for ENERGY STAR Certification](#)

ENERGY STAR Score
(1-100)

Current Score: 80

Baseline Score: 49

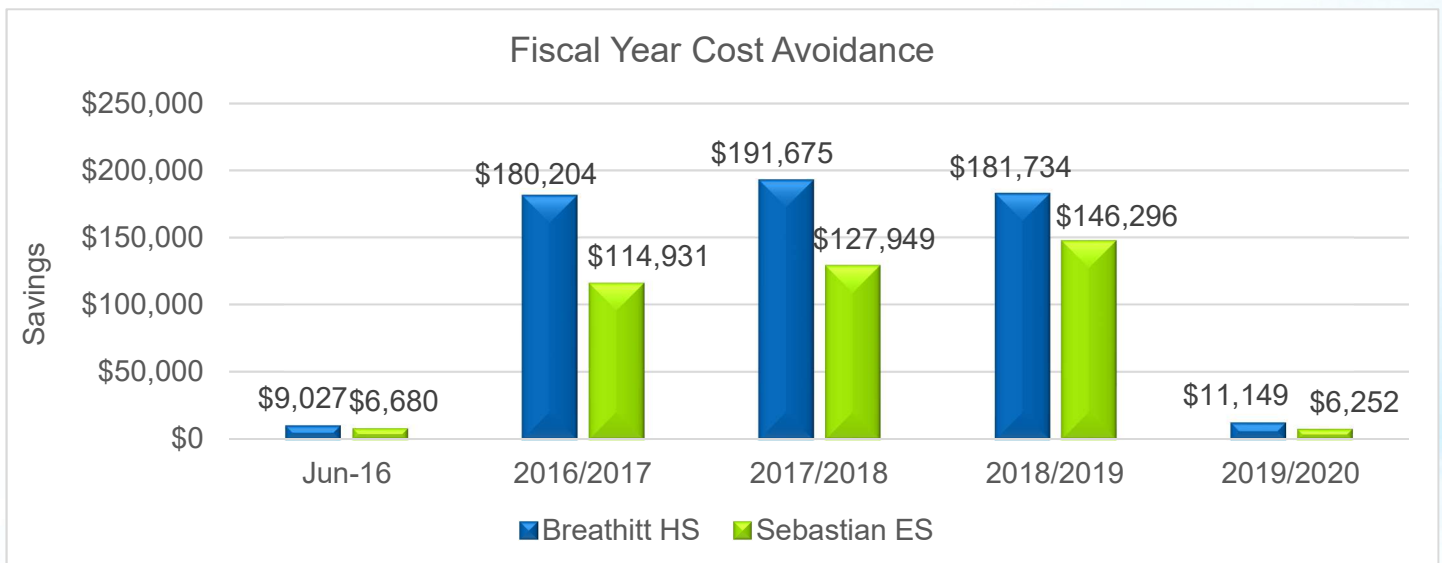


Energy Consumption Compared to Base Use

School	Total Electric Consumption (kWh)		
	Baseline	Since June 2016	% Change
Breathitt HS	6,365,681	2,205,661	-65%
Sebastian ES	4,859,096	1,405,200	-71%
Total	11,224,776	3,610,861	-68%
School	Total Nat. Gas Consumption (ccf)		
	Baseline	Since June 2016	% Change
Breathitt HS	175,596	88,691	-49%
Sebastian ES*	0	22,258	-
Total	175,596	110,949	-37%

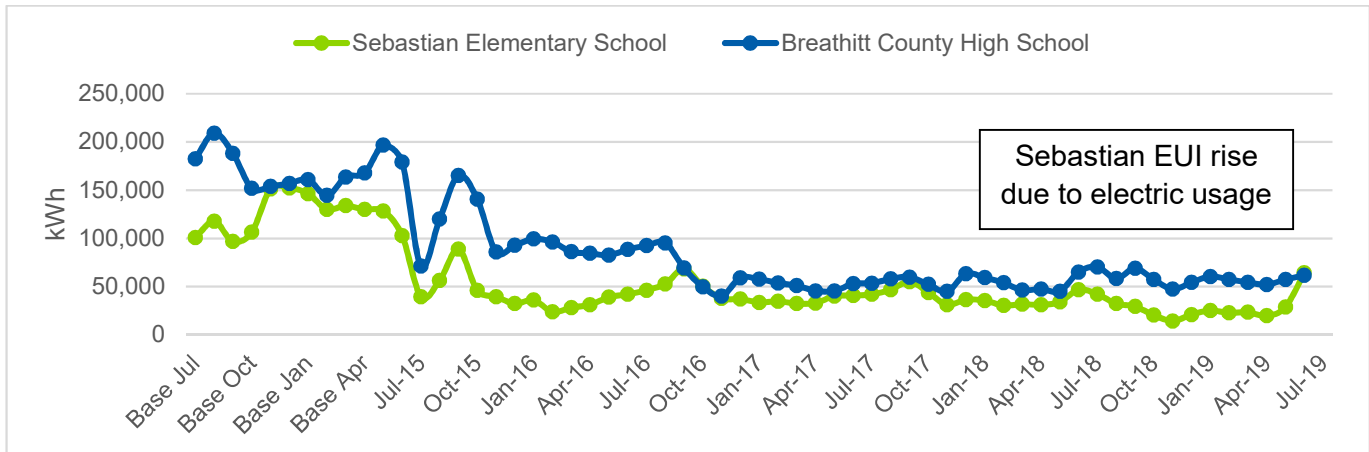
*Gas was added in project to reduce electric usage and utility spend

Cumulative Energy Cost Avoidance				
Facility	Electric Usage Savings (kWh)	Natural Gas Savings (CCF)	Energy Cost Avoidance (\$)	Demand Cost Avoidance (\$)
Breathitt HS	4,160,020	86,904	\$525,435.30	\$48,354
Sebastian ES	3,453,896	-22,258	\$359,845.39	\$42,263
Total	7,613,915	64,647	\$885,280.70	\$90,617
Total Cost Avoidance				\$975,898

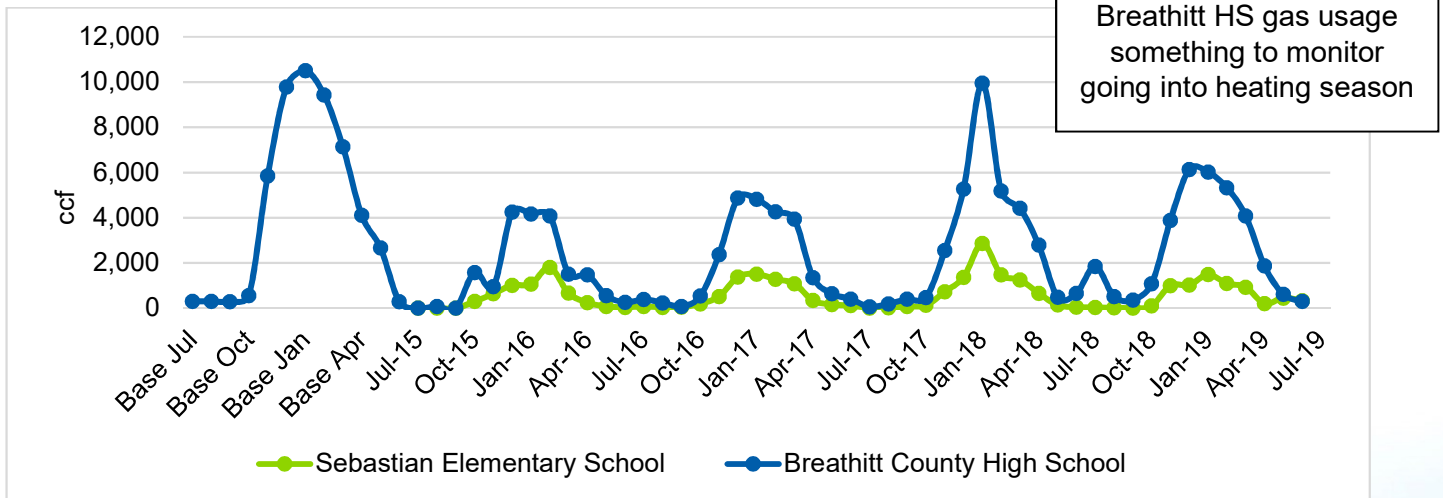


ENERGY PERFORMANCE

Electric Profile



Natural Gas Profile



EUIs Compared to Baseline

