



FLOYD COUNTY BOARD OF EDUCATION
Danny Adkins, Superintendent
106 North Front Avenue
Prestonsburg, Kentucky 41653
Telephone (606) 886-2354 Fax (606) 886-8862
www.floyd.kyschools.us

Sherry Robinson- Chair - District 5
William Newsome, Jr., Vice-Chair - District 3
Linda C. Gearheart, Member - District 1
Dr. Chandra Varin, Member- District 2
Rhonda Meade, Member - District 4

Student Support: Receive Utility Report for Adams Middle School.

Applicable Statue(s), etc.: N/A

Fiscal Budgetary Impact:

2017/2018 SY (July 17-June 18) \$102,544

2018/2019 SY (July 18-June 19) \$101,758

History / Background

August 2019

Board received utility report for Stumbo Elementary.

Staff Recommendation: To accept report as presented.

Contact Person:

Gregory Adams

Director of Facilities

(606) 874-9569


Director


Superintendent

DATE: September 23, 2019

Utility Report

September 23, 2019



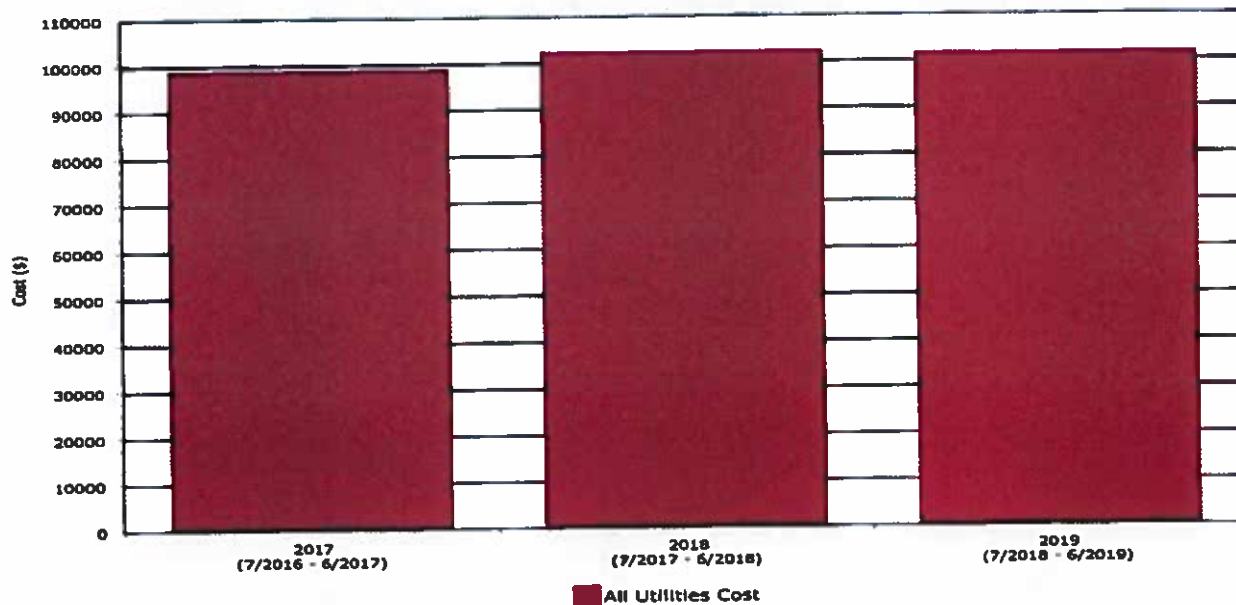
Adams Middle School

2017-2018 / 2018-2019

School Years



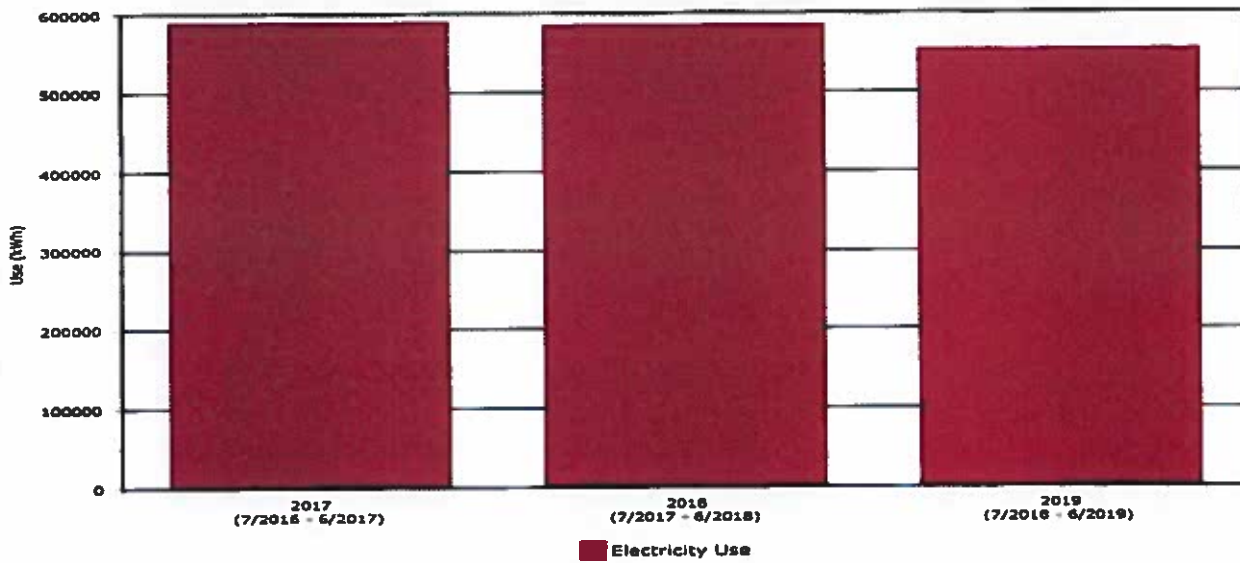
Year-Over-Year Comparison All Utilities Cost
Floyd County Board of Education
Selected Facilities -- 7/2016 to 6/2019



Year-Over-Year Comparison
Floyd County Board of Education
Selected Facilities -- 7/2016 to 6/2019

Period	All Utilities Cost
2017	\$99,180
2018	\$102,544
2019	\$101,758

Year-Over-Year Comparison Electricity Use
Floyd County Board of Education
Selected Facilities -- 7/2016 to 6/2019

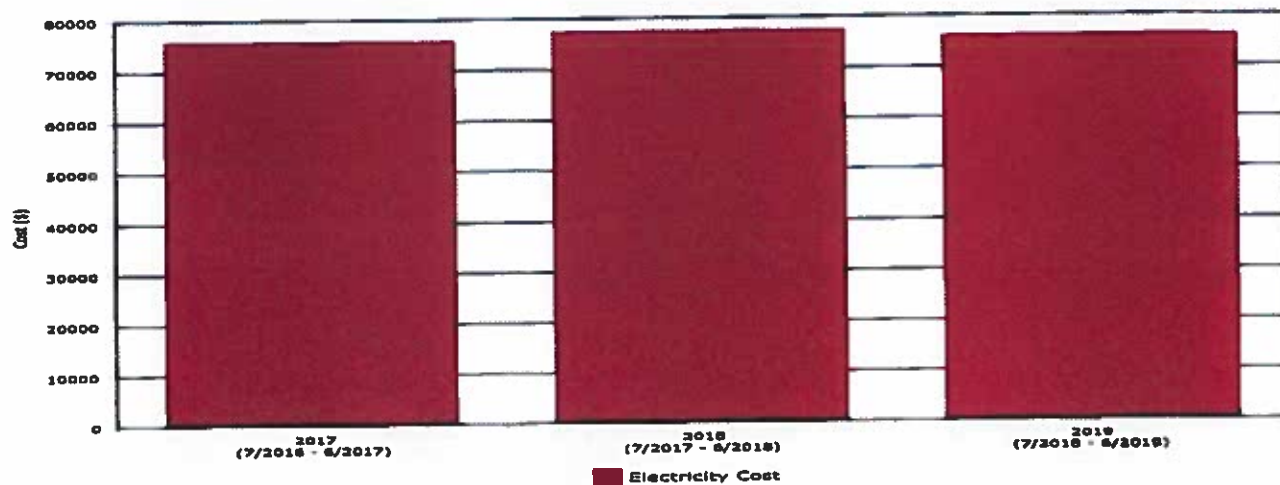


Year-Over-Year Comparison
Floyd County Board of Education
Selected Facilities -- 7/2016 to 6/2019
Period

Electricity Use (kWh)

2017	589,924
2018	586,318
2019	554,432

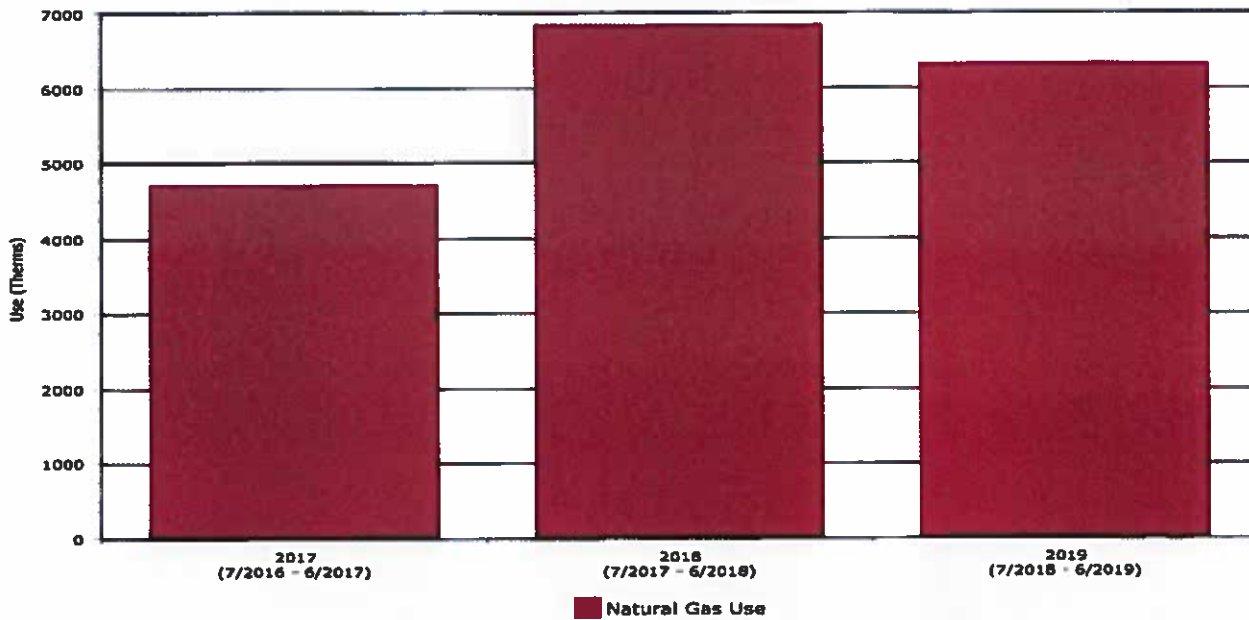
Year-Over-Year Comparison Electric Cost
Floyd County Board of Education
Selected Facilities -- 7/2016 to 6/2019



Year-Over-Year Comparison
Floyd County Board of Education
Selected Facilities -- 7/2016 to 6/2019

Period	Electricity Cost
2017	\$75,986
2018	\$77,709
2019	\$76,280

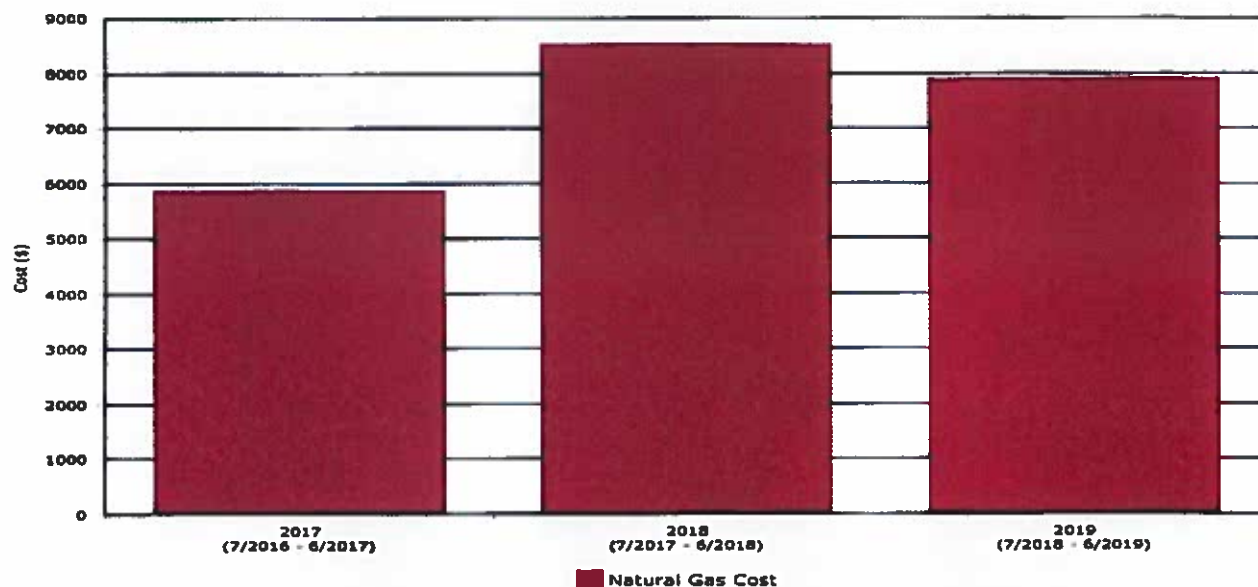
Year-Over-Year Comparison Gas Use
Floyd County Board of Education
Selected Facilities – 7/2016 to 6/2019



Year-Over-Year Comparison
Floyd County Board of Education
Selected Facilities – 7/2016 to 6/2019

Period	Natural Gas Use (Therms)
2017	4,717
2018	6,845
2019	6,339

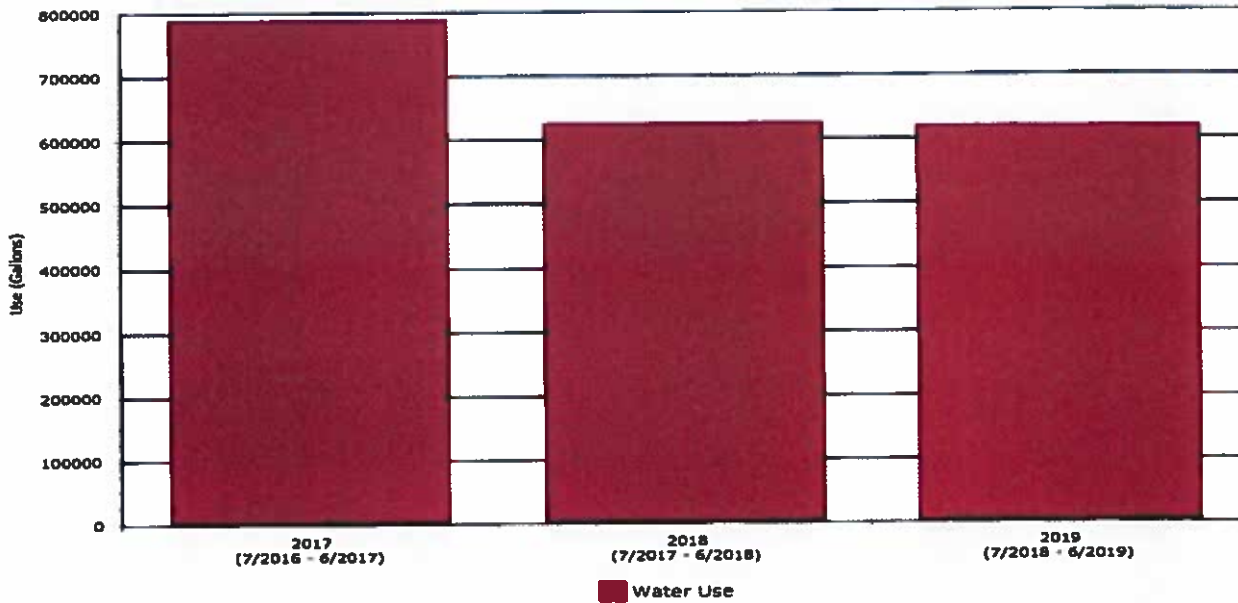
Year-Over-Year Comparison Gas Cost
Floyd County Board of Education
Selected Facilities -- 7/2016 to 6/2019



Year-Over-Year Comparison
Floyd County Board of Education
Selected Facilities -- 7/2016 to 6/2019

Period	Natural Gas Cost
2017	\$5,886
2018	\$8,539
2019	\$7,917

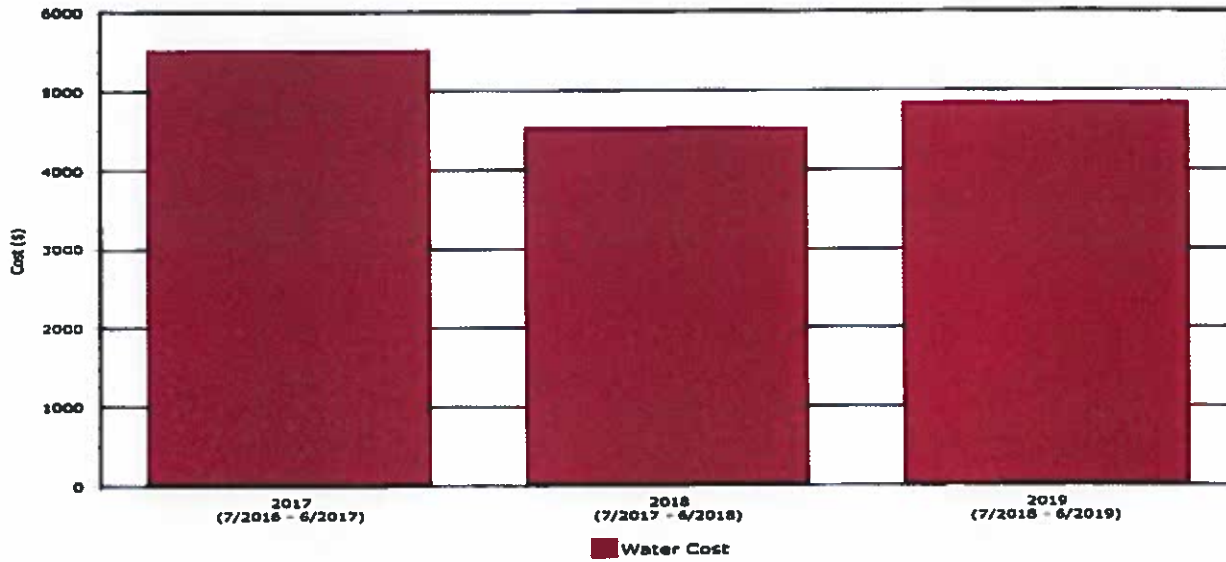
Year-Over-Year Comparison Water Use
Floyd County Board of Education
Selected Facilities -- 7/2016 to 6/2019



Year-Over-Year Comparison
Floyd County Board of Education
Selected Facilities -- 7/2016 to 6/2019

Period	Water Use (Gallons)
2017	789,952
2018	626,942
2019	621,910

Year-Over-Year Comparison Water Cost
Floyd County Board of Education
Selected Facilities -- 7/2016 to 6/2019

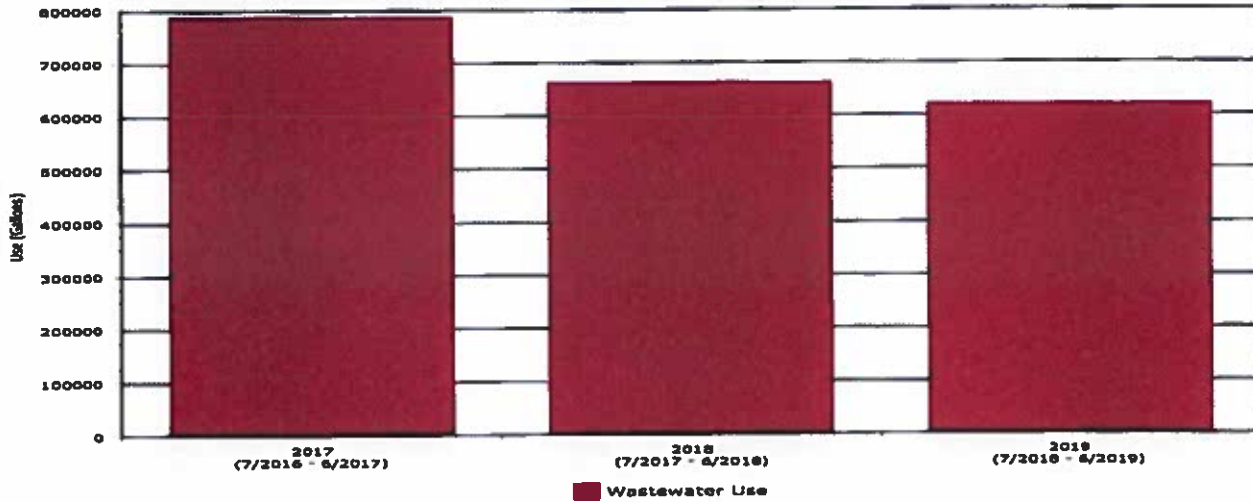


Year-Over-Year Comparison
Floyd County Board of Education
Selected Facilities -- 7/2016 to 6/2019
Period

Water Cost

2017	\$5,515
2018	\$4,526
2019	\$4,842

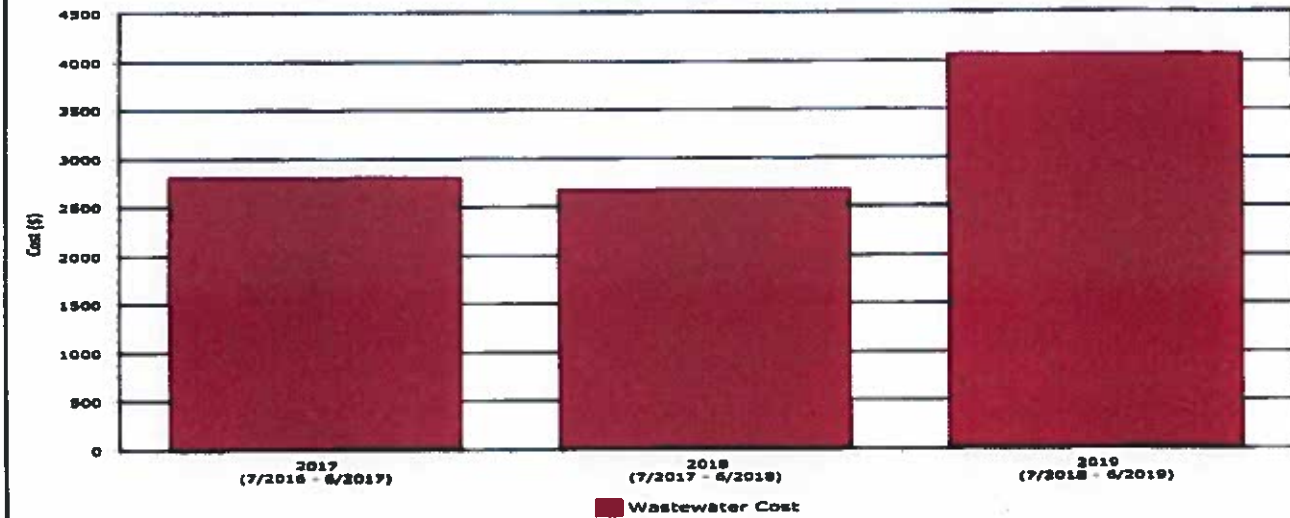
**Year-Over-Year Comparison Sewer Use
Floyd County Board of Education
Selected Facilities -- 7/2016 to 6/2019**



**Year-Over-Year Comparison
Floyd County Board of Education
Selected Facilities -- 7/2016 to 6/2019**

Period	Wastewater Use (Gallons)
2017	790,157
2018	664,436
2019	621,910

Year-Over-Year Comparison Sewer Cost
Floyd County Board of Education
Selected Facilities – 7/2016 to 6/2019

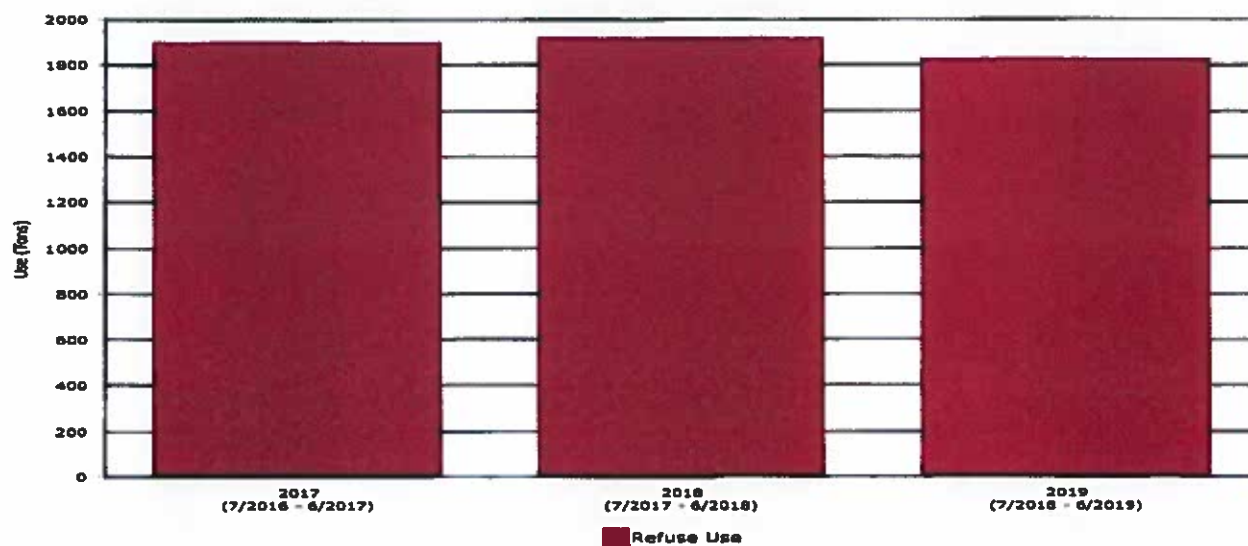


Year-Over-Year Comparison
Floyd County Board of Education
Selected Facilities – 7/2016 to 6/2019
Period

Wastewater Cost

2017	\$2,819
2018	\$2,684
2019	\$4,073

Year-Over-Year Comparison Trash Use
Floyd County Board of Education
Selected Facilities -- 7/2016 to 6/2019



Year-Over-Year Comparison
Floyd County Board of Education
Selected Facilities -- 7/2016 to 6/2019

Period	Refuse Use (Tons)
2017	1,902
2018	1,926
2019	1,832

Monthly Heating and Cooling Degree Days

KY - JULIAN CARROLL AIRPORT (JKL) -- 10/2016 to 09/2019

Year	Month	Heating Degree Days	Cooling Degree Days
2016	October	106	78
2016	November	404	22
2016	December	797	0
2017	January	698	0
2017	February	471	2
2017	March	508	6
2017	April	121	90
2017	May	88	101
2017	June	4	206
YTD Totals		3,197	505
2017	July	0	351
2017	August	0	246
2017	September	34	134
2017	October	200	59
2017	November	488	5
2017	December	884	0
2018	January	1,003	0
2018	February	506	8
2018	March	666	0
2018	April	399	13
2018	May	6	242
2018	June	0	296
Annual Totals		4,186	1,354
2018	July	0	339
2018	August	0	325
2018	September	9	256
2018	October	296	100
2018	November	664	0
2018	December	724	0
2019	January	912	0
2019	February	578	0
2019	March	642	0
2019	April	193	43
2019	May	55	166
2019	June	7	193
Annual Totals		4,080	1,422
2019	July	0	349
2019	August	0	330
2019	September	0	82
YTD Totals		0	761