



FLOYD COUNTY BOARD OF EDUCATION
Danny Adkins, Superintendent
106 North Front Avenue
Prestonsburg, Kentucky 41653
Telephone (606) 886-2354 Fax (606) 886-4550
www.floyd.kyschools.us

Sherry Robinson- Chair - District 5
William Newsome, Jr., Vice-Chair - District 3
Linda C. Gearheart, Member - District 1
Dr. Chandra Varla, Member- District 2
Rhonda Meade, Member - District 4

Student Support: Receive Utility Report for Stumbo Elementary.

Applicable Statue(s), etc.: N/A

Fiscal Budgetary Impact:

2017/2018 SY (July 17-June 18) \$84,141

2018/2019 SY (July 18-June 19) \$80,188

History / Background:

February 2019

Board received utility report for Betsy Layne High School.

Staff Recommendation: To accept report as presented.

Contact Person:

Gregory Adams

Director of Facilities

(606) 874-9569


Director


Superintendent

DATE: August 26, 2019

Utility Report


August 26, 2019



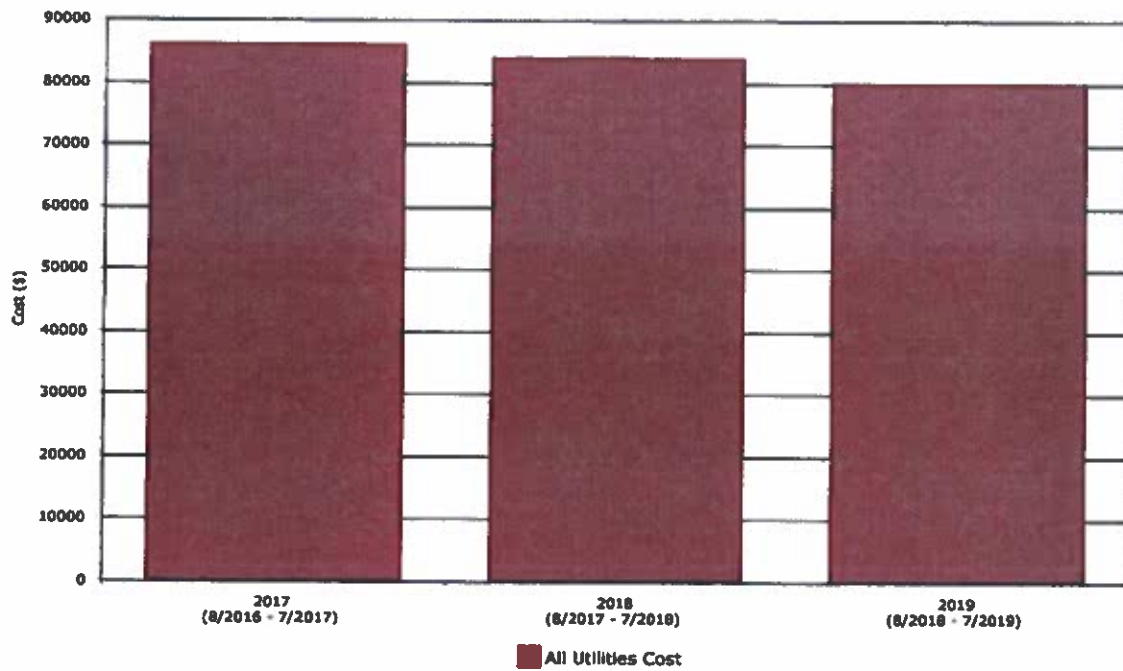
Stumbo Elementary School

2017-2018 / 2018-2019

School Years

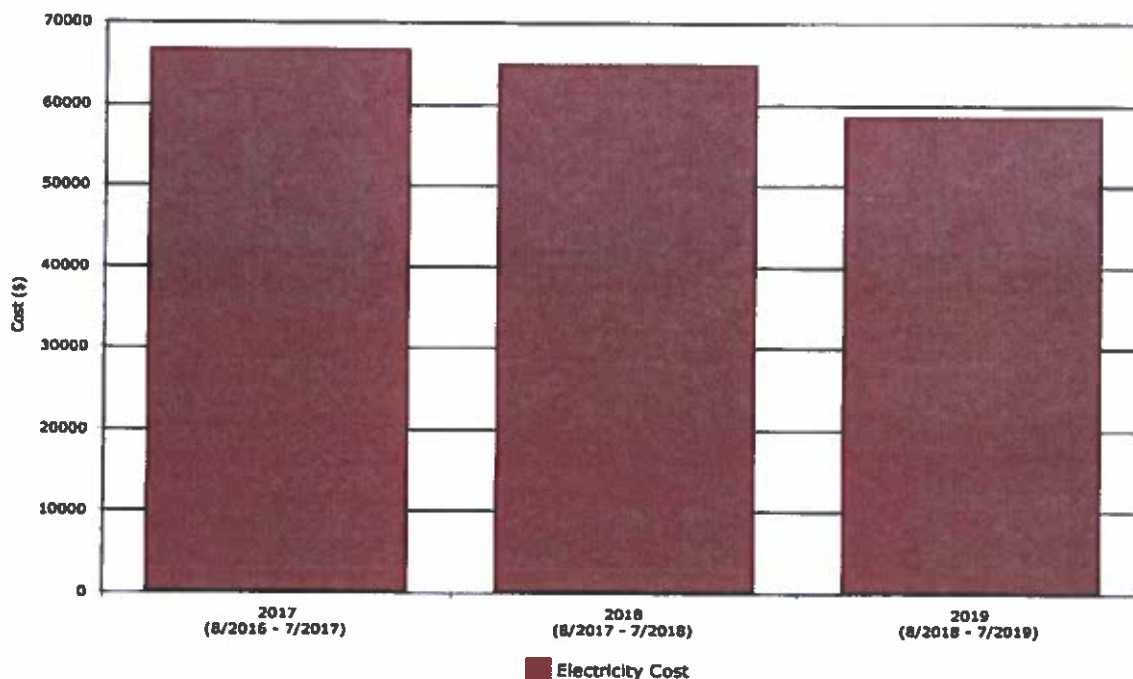


**Year-Over-Year Comparison
Floyd County Board of Education
Selected Facilities -- 8/2016 to 7/2019**



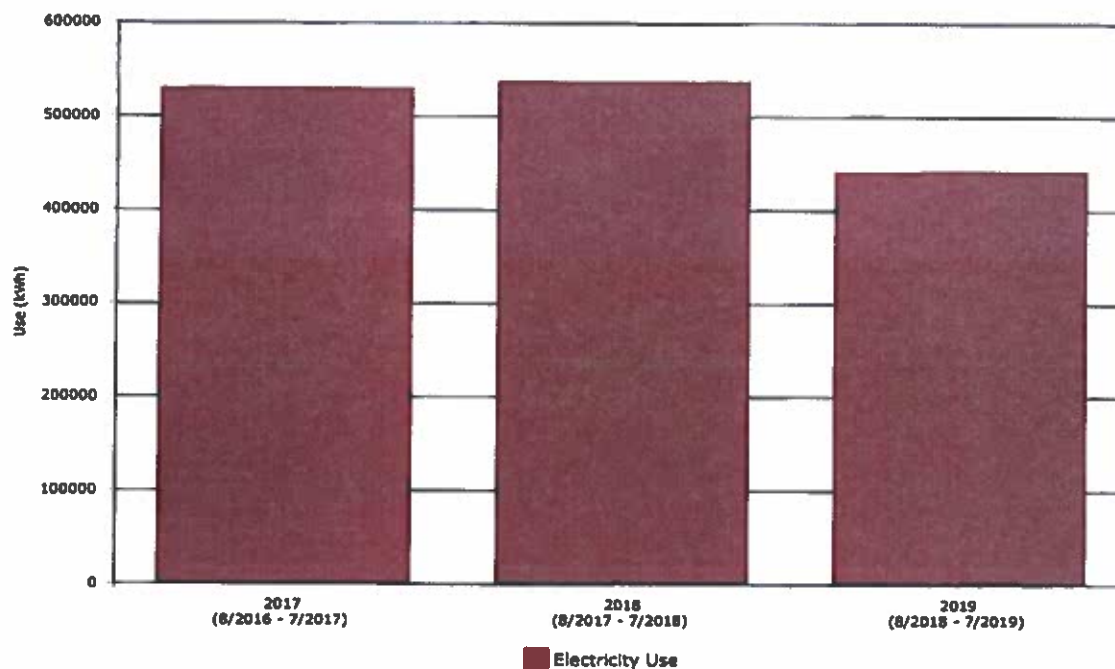
Period	All Utilities Cost
2017	\$86,158
2018	\$84,141
2019	\$80,188

**Year-Over-Year Comparison
Floyd County Board of Education
Selected Facilities -- 8/2016 to 7/2019**



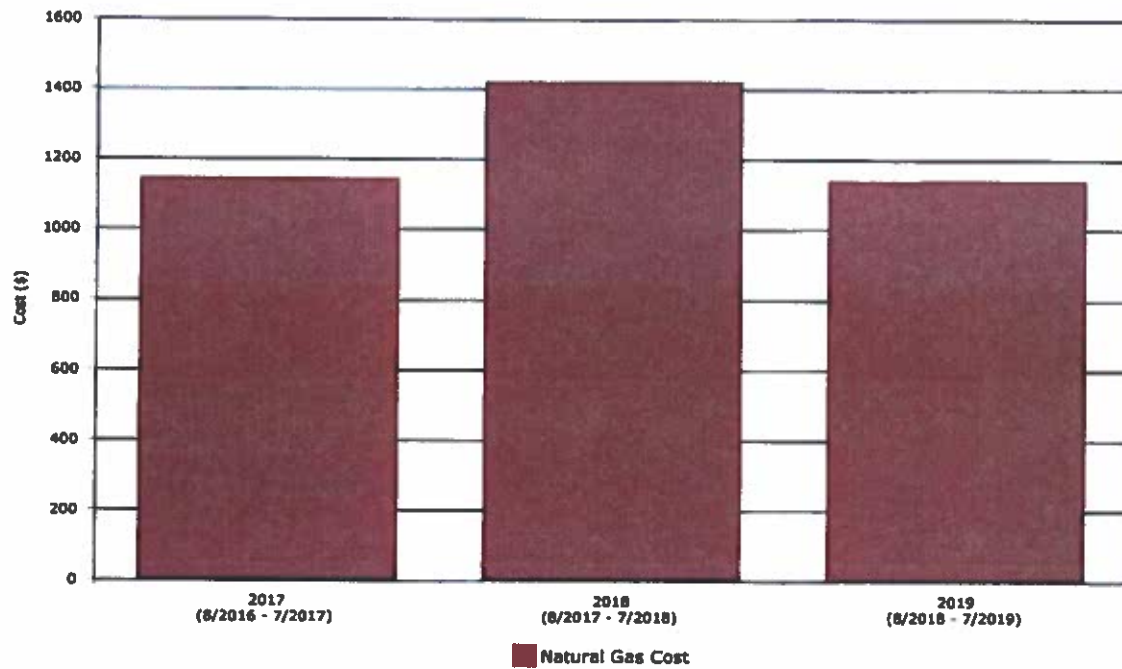
Period	Electricity Cost
2017	\$66,676
2018	\$64,948
2019	\$58,548

**Year-Over-Year Comparison
Floyd County Board of Education
Selected Facilities -- 8/2016 to 7/2019**



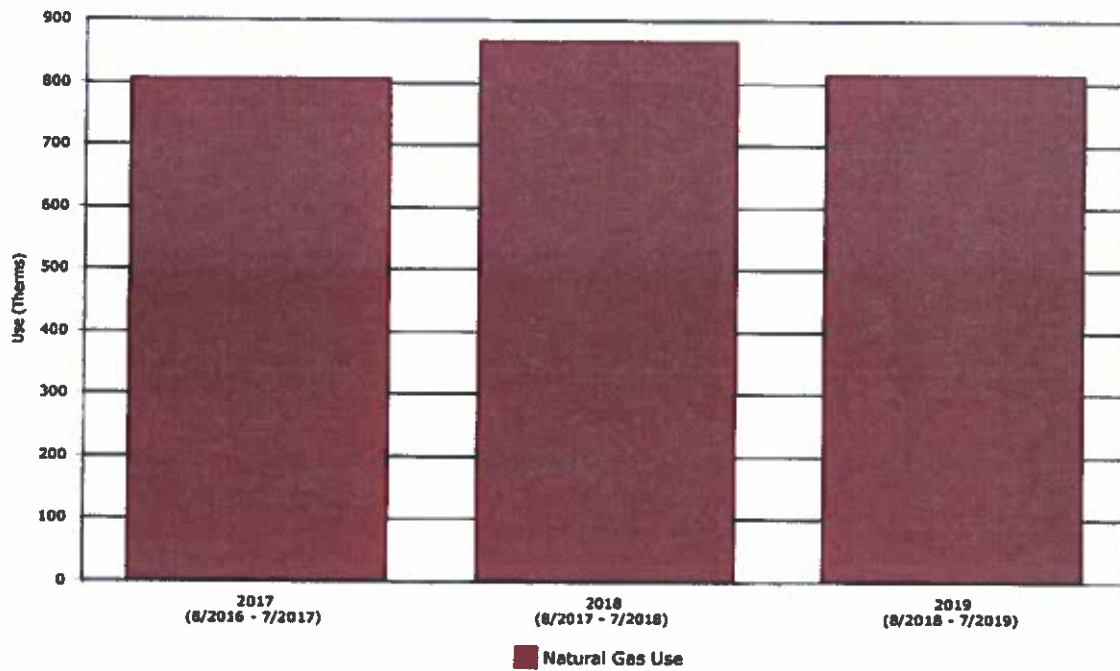
Period	Electricity Use (kWh)
2017	529,647
2018	538,172
2019	441,206

**Year-Over-Year Comparison
Floyd County Board of Education
Selected Facilities – 8/2016 to 7/2019**



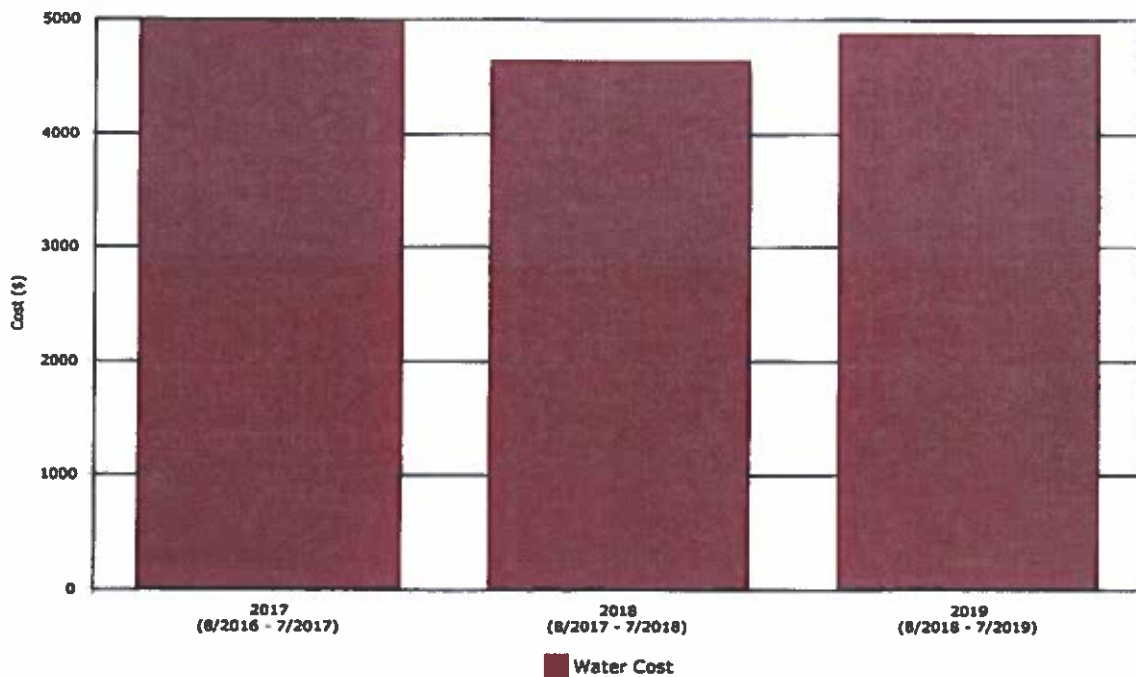
Period	Natural Gas Cost
2017	\$1,146
2018	\$1,420
2019	\$1,140

**Year-Over-Year Comparison
Floyd County Board of Education
Selected Facilities -- 8/2016 to 7/2019**



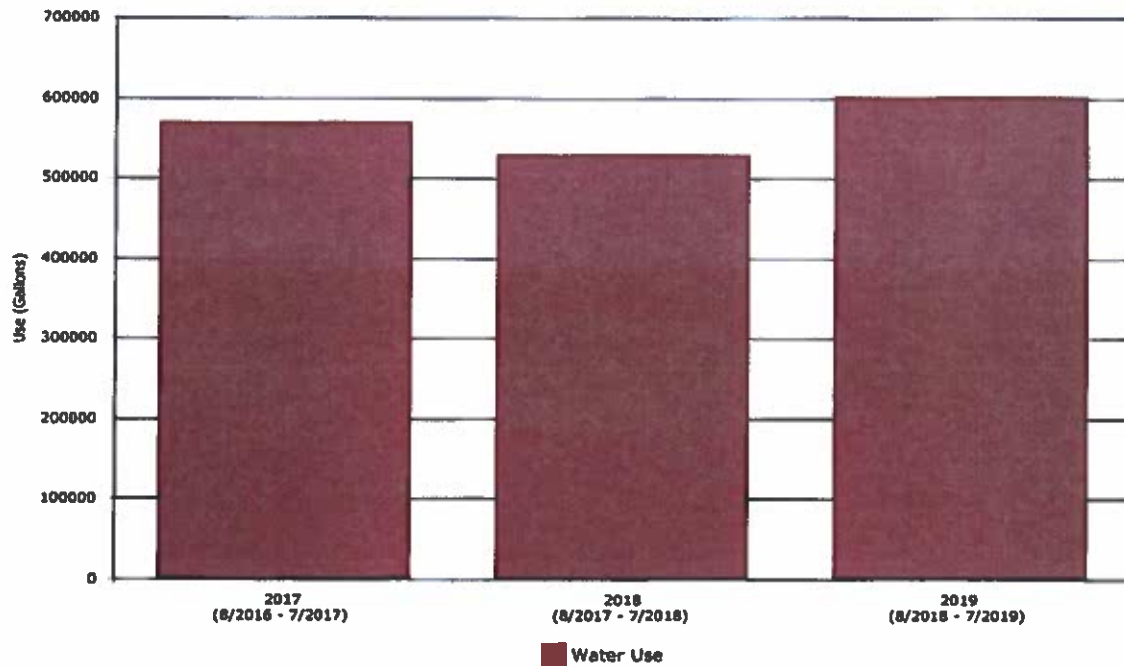
Period	Natural Gas Use (Therms)
2017	807
2018	868
2019	814

**Year-Over-Year Comparison
Floyd County Board of Education
Selected Facilities -- 8/2016 to 7/2019**



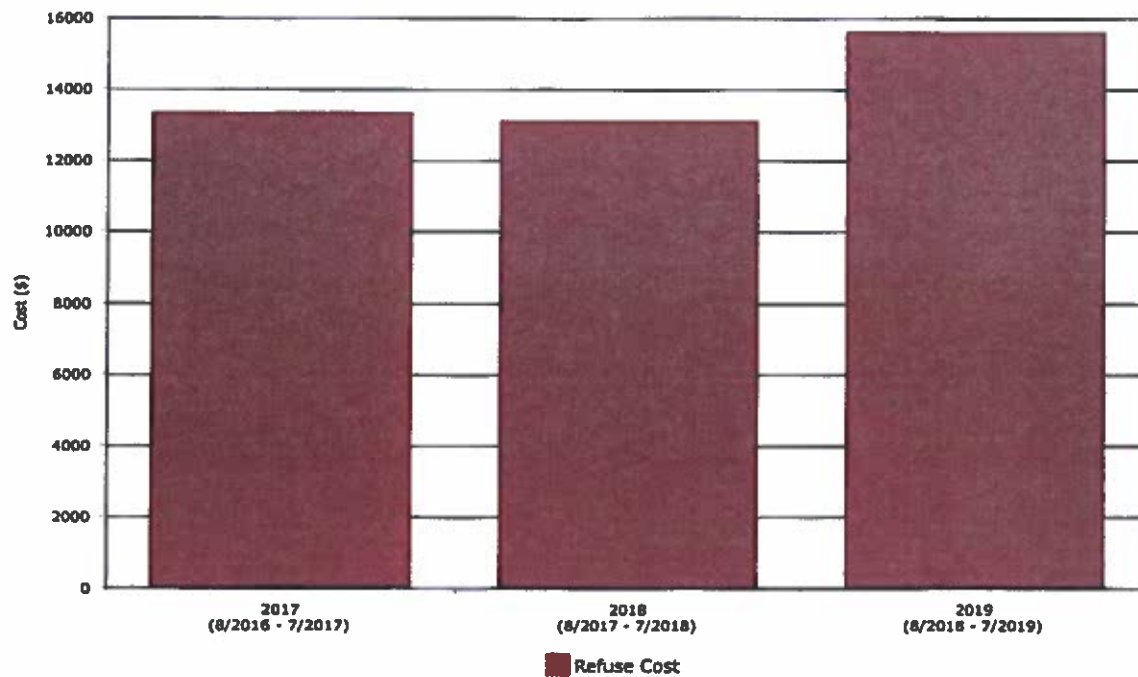
Period	Water Cost
2017	\$4,975
2018	\$4,638
2019	\$4,869

**Year-Over-Year Comparison
Floyd County Board of Education
Selected Facilities -- 8/2016 to 7/2019**



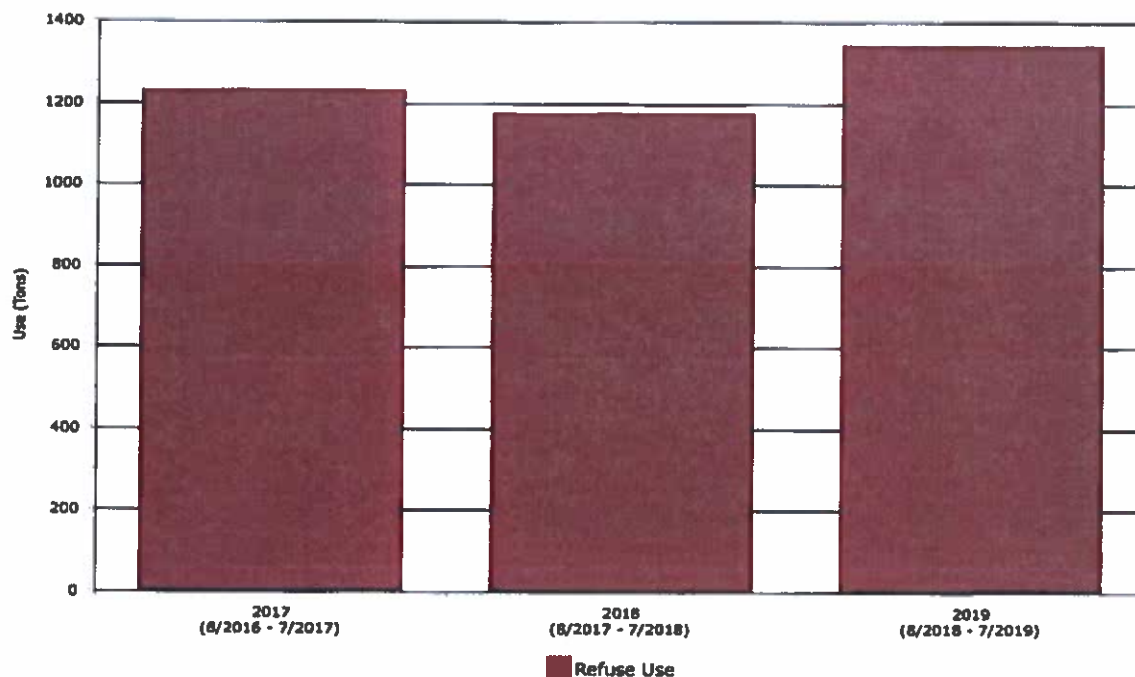
Period	Water Use (Gallons)
2017	569,425
2018	529,754
2019	601,622

**Year-Over-Year Comparison
Floyd County Board of Education
Selected Facilities -- 8/2016 to 7/2019**



Period	Refuse Cost
2017	\$13,361
2018	\$13,134
2019	\$15,631

**Year-Over-Year Comparison
Floyd County Board of Education
Selected Facilities -- 8/2016 to 7/2019**



Period	Refuse Use (Tons)
2017	1,232
2018	1,176
2019	1,344