



TRUST & INVESTMENT SERVICES
1 BANK PLAZA
WHEELING, WV 26003

TRUST AND INVESTMENTS

ACCOUNT NUMBER: XXXXXX1268

APRIL 01, 2019 TO JUNE 30, 2019

000000010

I=0000

DAYTON INDEPENDENT SCHOOLS
ATTN PATRICIA GOSNEY
200 CLAY STREET
DAYTON, KY 41074

RECEIVED JUL 09 2019

ACCOUNT NAME: WESBANCO TRUST & INVESTMENT SVCS
AGENT U/A DAYTON INDPT SCHL

ACCOUNT NUMBER: XXXXXX1268

ADMINISTRATIVE
OFFICER:

Kevin Kloentrup
859-448-4566
kevin.kloentrup
@wesbanco.com

INVESTMENT
OFFICER:

Thomas Hatton
502-696-3348
tom.hatton@wesbanco.com

OTHER CONTACT:

Tammy Adkins
859-448-4565
tammy.adkins@wesbanco.com

INVESTMENT
OBJECTIVE:

MAXIMUM INCOME

CONTACT WESBANCO TRUST & INVESTMENT SERVICES

IF YOU HAVE ANY QUESTIONS, PLEASE CONTACT YOUR ADMINISTRATIVE OFFICER OR OTHER CONTACT.

REVIEWING YOUR STATEMENT

THIS IS YOUR COMBINED REPORT OF INVESTMENTS AND TRANSACTIONS FOR THE PERIOD.
THE FOLLOWING ARE INCLUDED IN THE REPORT:

SUMMARY OF ACCOUNT ACTIVITY -

A SUMMARY OF THE TRANSACTIONS FOR THE PERIOD BY TYPE.

ASSET STATEMENT -

A LISTING OF THE COST AND MARKET VALUE OF THE ASSETS HELD IN THE ACCOUNT.
COST BASIS REFERS TO THE ORIGINAL COST OR OTHER COST BASIS APPLICABLE FOR
COMPUTING CAPITAL GAINS AND LOSSES. MARKET VALUE IS THE CURRENT VALUE OF EACH ASSET.
FOR MOST STOCKS AND BONDS, MARKET VALUES ARE THE CLOSING PRICES ON THE LAST
TRADING DAY OF THE PERIOD. OTHER ASSETS ARE STATED AT APPRAISED OR ESTIMATED VALUES.

TRANSACTION STATEMENT -

A COMPLETE LISTING OF TRANSACTIONS FOR THE PERIOD IN CHRONOLOGICAL ORDER.

WV CODE NOTICE -

UNDER WV CODE SECTION 44D-10-1005, A BENEFICIARY MAY NOT COMMENCE A PROCEEDING AGAINST
A TRUSTEE BASED ON ANY INFORMATION DISCLOSED HEREIN MORE THAN ONE YEAR AFTER THE DATE OF
THIS REPORT.

PRIVACY NOTICE -

FEDERAL LAW REQUIRES US TO TELL YOU HOW WE COLLECT, SHARE, AND PROTECT YOUR PERSONAL
INFORMATION. OUR PRIVACY POLICY HAS NOT CHANGED. YOU MAY REVIEW OUR POLICY AND
PRACTICES WITH RESPECT TO YOUR PERSONAL INFORMATION AT WWW.WESBANCO.COM OR WE WILL
MAIL A FREE COPY UPON REQUEST IF YOU CALL 304-234-9400.

DON'T PROCRASTINATE! SCHEDULE YOUR REVIEW!

SCHEDULE YOUR PERIODIC REVIEW!

IT IS IMPORTANT TO REVIEW YOUR FINANCIAL GOALS AND YOUR ESTATE PLAN AT LEAST
ANNUALLY TO ENSURE CONTINUED RELEVANCE.

IF YOU HAVE RECENTLY EXPERIENCED A MAJOR LIFE CHANGE OR IF YOU
ARE APPROACHING RETIREMENT, YOU MAY NEED TO MAKE ADJUSTMENTS
TO YOUR INVESTMENT OBJECTIVE OR ESTATE PLAN.

CONTACT YOUR TRUST OFFICER TODAY TO SCHEDULE AN APPOINTMENT TO REVIEW
YOUR UNIQUE CIRCUMSTANCES.





TRUST AND INVESTMENTS PAGE 3


ACCOUNT NUMBER: XXXXXX1268

APRIL 01, 2019 TO JUNE 30, 2019



PORTFOLIO SUMMARY

MARKET VALUE AS OF	04/01/2019	06/30/2019	% OF ACCOUNT
 CASH AND EQUIVALENTS	1,349.04	466.79	0.1%
 FIXED INCOME	425,243.50	425,286.23	99.9%
Total	426,592.54	425,753.02	100.0%



ACTIVITY SUMMARY

	THIS PERIOD	YEAR TO DATE
BEGINNING MARKET VALUE	426,592.54	426,592.54
DIVIDENDS AND INTEREST	1,190.91	1,190.91
OTHER RECEIPTS	94.08	94.08
DISBURSEMENTS	2,037.83-	2,037.83-
FEES	129.41-	129.41-
CHANGE IN MARKET VALUE	42.73	42.73
ENDING MARKET VALUE	425,753.02	425,753.02



ACCOUNT NUMBER: XXXXXX1268

APRIL 01, 2019 TO JUNE 30, 2019

PORTFOLIO DETAIL

DESCRIPTION	MARKET VALUE/ TAX COST	MARKET PRICE/ COST PRICE	ESTIMATED ANNUAL INCOME	CURRENT YIELD
CASH AND EQUIVALENTS				
FEDERATED GOVT OBLIGATIONS FUND 395	466.79 466.79	1.00	9.38	2.01
TOTAL CASH AND EQUIVALENTS	466.79 466.79		9.38	2.01

DESCRIPTION	RATING	PAR VALUE	MARKET VALUE/ TAX COST	MARKET PRICE/ COST PRICE	ESTIMATED ANNUAL INCOME	YIELD CURRENT/ MATURITY
FIXED INCOME						
OTHER FIXED INCOME						
BANK OF BARODA CD, NEW YORK 12/12/2019 2.75%	**	25,000.000	25,058.18 25,000.00	100.23 100.00	687.50	2.74
COMPASS BANK CD 2.35% 07/31/2019	**	200,000.000	200,000.00 200,000.00	100.00 100.00	4,700.00	2.35
FIRST INTERNET BK OF IN 12/28/20 3% 12/28/2020	**	25,000.000	25,228.05 25,000.00	100.91 100.00	750.00	2.97
MORGAN STANLEY CD 2.6% 03/22/2021	**	50,000.000	50,000.00 50,000.00	100.00 100.00	1,300.00	2.60
MORGAN STANLEY BANK CD 2.65% 04/27/2020	**	25,000.000	25,000.00 25,000.00	100.00 100.00	662.50	2.65
WELLS FARGO CD 2.55% 12/30/2019	**	50,000.000	50,000.00 50,000.00	100.00 100.00	1,275.00	2.55
WELLS FARGO CD 2.6% 11/12/2019	**	50,000.000	50,000.00 50,000.00	100.00 100.00	1,300.00	2.60
TOTAL OTHER FIXED INCOME		SUB- TOTAL	425,286.23 425,000.00		10,675.00	2.51
TOTAL FIXED INCOME			425,286.23 425,000.00		10,675.00	2.51
GRAND TOTAL ASSETS			425,753.02 425,466.79		10,684.38	2.51

** Rating Not Available

Market prices shown have been obtained from pricing services which we believe are reliable; however, we cannot guarantee their accuracy or that securities can be bought or sold for these prices. We will be glad to provide further details upon request.



TRUST AND INVESTMENTS PAGE 5

ACCOUNT NUMBER: XXXXXX1268

APRIL 01, 2019 TO JUNE 30, 2019



TRANSACTION SUMMARY

	CURRENT PERIOD		YEAR TO DATE	
	CASH	COST	CASH	COST
BEGINNING BALANCE	57.53	426,291.51	57.53	426,291.51
DIVIDENDS	23.17	0.00	23.17	0.00
INTEREST	1,167.74	0.00	1,167.74	0.00
OTHER RECEIPTS	94.08	0.00	94.08	0.00
PURCHASES	466.79-	466.79	466.79-	466.79
DISTRIBUTIONS	2,037.83-	0.00	2,037.83-	0.00
FEES	129.41-	0.00	129.41-	0.00
SALES AND MATURITIES	1,291.51	1,291.51-	1,291.51	1,291.51-
MISCELLANEOUS	0.00	0.00	0.00	0.00
ENDING BALANCE	0.00	425,466.79	0.00	425,466.79



ACCOUNT NUMBER: XXXXXX1268

APRIL 01, 2019 TO JUNE 30, 2019

TRANSACTION DETAIL

DATE	DESCRIPTION	CASH	COST	GAIN / LOSS
BEGINNING BALANCE		57.53	426,291.51	
DIVIDENDS				
04/15/19	DIVIDEND ON GOLDMAN SACHS FINANCIAL SQUARE FUNDS -GOVERNMENT FUND PAYABLE 03/31/2019 FINAL INTEREST RECEIVED ON FINAL REDEMPTION OF SHARES	21.26		
04/30/19	DIVIDEND ON GOLDMAN SACHS FINANCIAL SQUARE FUNDS -GOVERNMENT FUND PAYABLE 04/01/2019 FINAL INTEREST RECEIVED ON FULL REDEMPTION OF SHARES	1.91		
TOTAL DIVIDENDS		23.17	0.00	0.00
INTEREST				
04/04/19	INTEREST ON 50,000 UNITS WELLS FARGO CD 2.55% 12/30/2019 PAYABLE DATE 3/29/2019	101.30		
04/12/19	INTEREST ON 50,000 UNITS WELLS FARGO CD 2.6% 11/12/2019 PAYABLE 04/12/2019	110.41		
04/26/19	INTEREST ON 25,000 UNITS MORGAN STANLEY BANK CD 2.65% 04/27/2020 PAYABLE 04/26/2019	330.34		
04/29/19	INTEREST ON 50,000 UNITS WELLS FARGO CD 2.55% 12/30/2019 PAYABLE 04/28/2019 EFFECTIVE 04/28/2019	108.29		
04/29/19	INTEREST ON 25,000 UNITS FIRST INTERNET BK OF IN 12/28/20 3% 12/28/2020 PAYABLE 04/28/2019 EFFECTIVE 04/28/2019	63.70		
05/01/19	INTEREST ON FEDERATED GOVT OBLIGATIONS FUND 395 PAYABLE 04/30/2019 EFFECTIVE 04/30/2019	2.68		
05/13/19	INTEREST ON 50,000 UNITS WELLS FARGO CD 2.6% 11/12/2019 PAYABLE 05/12/2019 EFFECTIVE 05/12/2019	106.85		
05/28/19	INTEREST ON 25,000 UNITS FIRST INTERNET BK OF IN 12/28/20 3% 12/28/2020 PAYABLE 05/28/2019	61.64		
05/29/19	INTEREST ON 50,000 UNITS WELLS FARGO CD 2.55% 12/30/2019 PAYABLE 05/29/2019	104.79		



TRUST AND INVESTMENTS PAGE 7

ACCOUNT NUMBER: XXXXXX1268

APRIL 01, 2019 TO JUNE 30, 2019



TRANSACTION DETAIL (CONTINUED)

DATE	DESCRIPTION	CASH	COST	GAIN / LOSS
06/03/19	INTEREST ON FEDERATED GOVT OBLIGATIONS FUND 395 PAYABLE 05/31/2019 EFFECTIVE 05/31/2019	3.63		
06/12/19	INTEREST ON 50,000 UNITS WELLS FARGO CD 2.6% 11/12/2019 PAYABLE 06/12/2019	110.41		
06/28/19	INTEREST ON 25,000 UNITS FIRST INTERNET BK OF IN 12/28/20 3% 12/28/2020 PAYABLE 06/28/2019	63.70		
TOTAL INTEREST		1,167.74	0.00	0.00
OTHER RECEIPTS				
04/18/19	RECEIVED FROM DAYTON INDPT SCHL FEE REIMBURSEMENT	35.74		
05/09/19	RECEIVED FROM DAYTON INDEPENT SCHOOLS FEE REIMBURSEMENT	22.86		
05/30/19	RECEIVED FROM DAYTON INDEPENDENT SCHOOLS FEE REIMBURSEMENT	35.48		
TOTAL OTHER RECEIPTS		94.08	0.00	0.00
PURCHASES				
	NET DEPOSIT FEDERATED GOVT OBLIGATIONS FUND 395	466.79-	466.79	
TOTAL PURCHASES		466.79-	466.79	0.00
DISTRIBUTIONS				
05/31/19	ACH DISTRIBUTION TO WesBanco Bank Inc CHECKING ACCT QUARTERLY NET INCOME TRFR TO WB CKG	2,037.83-		
TOTAL DISTRIBUTIONS		2,037.83-	0.00	0.00
FEES				
04/10/19	TRUSTEE FEE TO WESBANCO TRUST INVESTMENT SVCS FOR PERIOD ENDING 03/31/2019	35.74-		
04/26/19	TRUSTEE FEE TO WESBANCO TRUST INVESTMENT SVCS FOR THE PERIOD 04/01/2019 TO 04/20/2019 BASED ON MARKET VALUE _____ 426,825.51	22.86-		



ACCOUNT NUMBER: XXXXXX1268

APRIL 01, 2019 TO JUNE 30, 2019

TRANSACTION DETAIL (CONTINUED)

DATE	DESCRIPTION	CASH	COST	GAIN / LOSS
05/28/19	TRUSTEE FEE TO WESBANCO TRUST INVESTMENT SVCS FOR THE PERIOD 04/21/2019 TO 05/20/2019 BASED ON MARKET VALUE_____427,439.28	35.48-		
06/25/19	TRUSTEE FEE TO WESBANCO TRUST INVESTMENT SVCS FOR THE PERIOD 05/21/2019 TO 06/20/2019 BASED ON MARKET VALUE_____425,638.30	35.33-		
TOTAL FEES		129.41-	0.00	0.00
SALES AND MATURITIES				
04/01/19	SOLD 324.38 GOLDMAN SACHS FINANCIAL SQUARE FUNDS -GOVERNMENT FUND ON 04/01/2019 AT 1.00	324.38	324.38-	
04/01/19	SOLD 967.13 GOLDMAN SACHS FINANCIAL SQUARE FUNDS -GOVERNMENT FUND ON 04/01/2019 AT 1.00	967.13	967.13-	
TOTAL SALES AND MATURITIES		1,291.51	1,291.51-	0.00
NET TRANSFERS FOR THE PERIOD		0.00		
TOTAL		0.00	0.00	0.00
ENDING BALANCE		0.00	425,466.79	0.00

THANK YOU!

THANK YOU FOR YOUR CONTINUED CONFIDENCE IN WESBANCO TRUST & INVESTMENT SERVICES.
WE APPRECIATE THE OPPORTUNITY TO SERVE YOUR FINANCIAL AND ESTATE PLANNING NEEDS.
IF YOU HAVE FRIENDS OR FAMILY WHO COULD BENEFIT FROM OUR EXPERTISE, PLEASE
ENCOURAGE THEM TO CONTACT US.
YOUR REFERRAL IS THE GREATEST COMPLIMENT!