

The Imperative of Achievement Gap Closure in Kentucky



Commissioner's Report to the Kentucky Board of Education
Feb. 6, 2019

Kentucky education has improved since the 1980s when we ranked ...

- **50th in adult literacy**
- **50th in the percentage of adults with a high school diploma**
- **49th in the percentage of college graduates**

Now our statistics look more like this ...

- **28th in adult literacy**
- **4th in high school graduation rate**
- **47th in the percentage of college graduates**

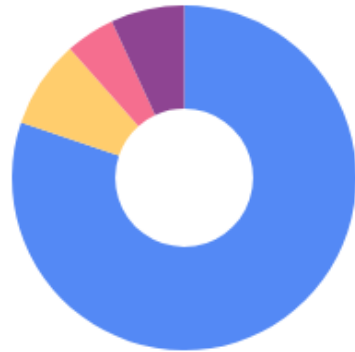
Challenges remain. We must ...

- ▶ **Improve academic, social, and emotional readiness of early learners for kindergarten**
- ▶ **Expand enrollment and increase completion of career and technical education pathways**
- ▶ **Increase student achievement in mathematics and reading**

However, the most notable of the education challenges we continue to face are socioeconomic and racial achievement gaps.

“Wildcat Independent School District”

DEMOGRAPHIC MAKEUP



- **80.2%** White (non-Hispanic) *16148 students*
- **8.26%** Hispanic or Latino *1663 students*
- **4.64%** African American *935 students*
- **6.9%** Other *1387 students*

ECONOMICALLY DISADVANTAGED

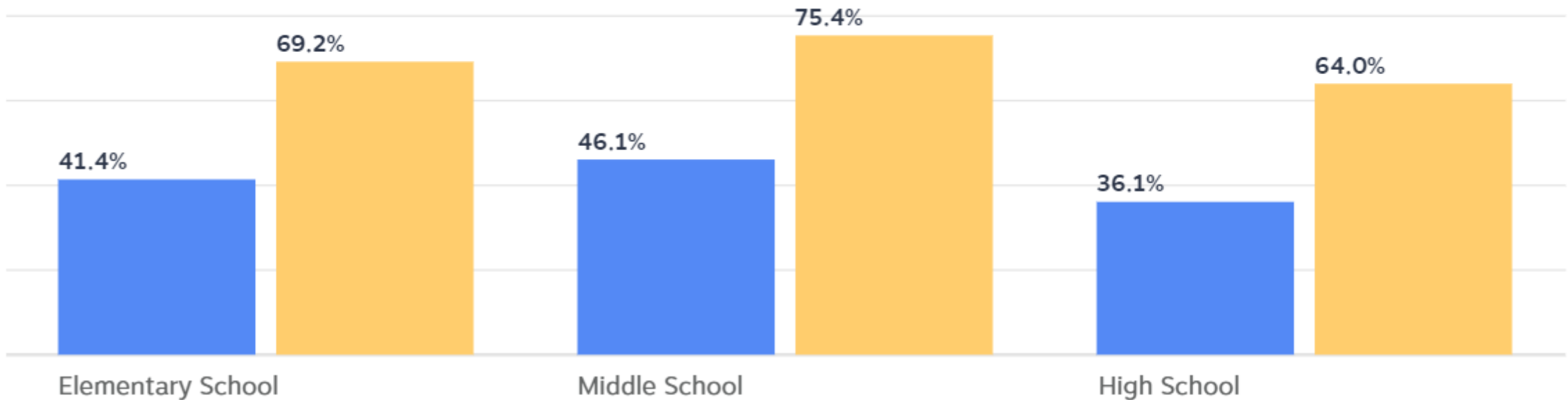


- Free Lunch
35.7%
- Reduced Lunch
3.6%
- No Meal Assistance
60.7%

Wildcat Independent School District Reading Scores

Students that tested and are accountable with proficient/distinguished scores

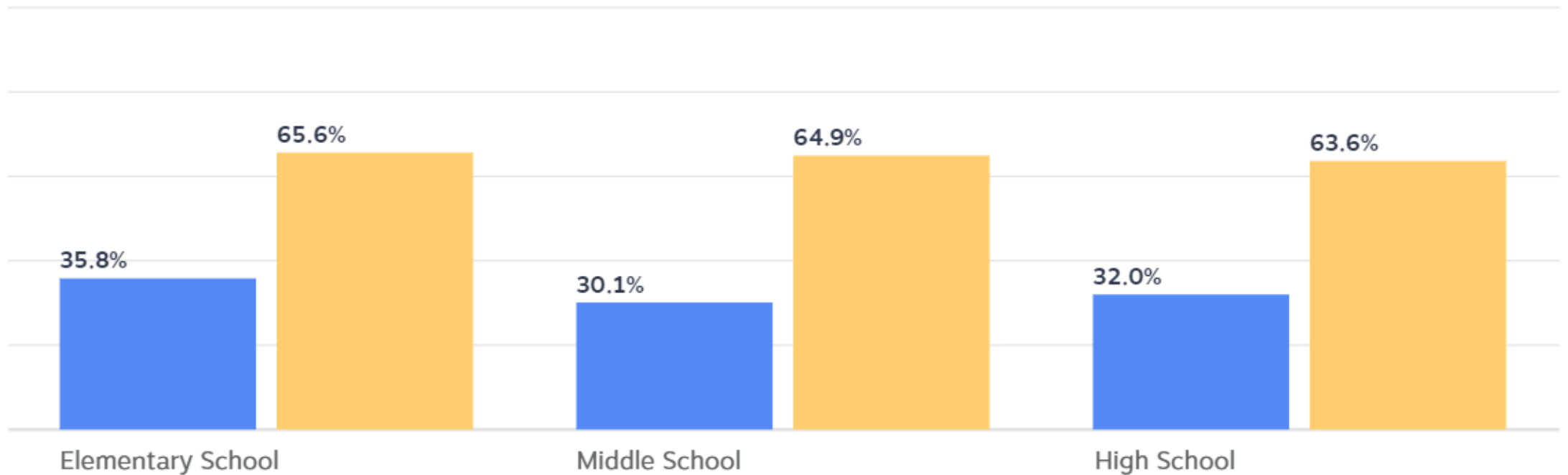
● Economically Disadvantaged ● Non-Economically Disadvantaged



Wildcat Independent School District Mathematics Scores

Students that tested and are accountable with proficient/distinguished scores

● Economically Disadvantaged ● Non-Economically Disadvantaged



Wildcat Independent School District Transition Readiness

GRADUATION RATE

4-Year and 5-Year Average



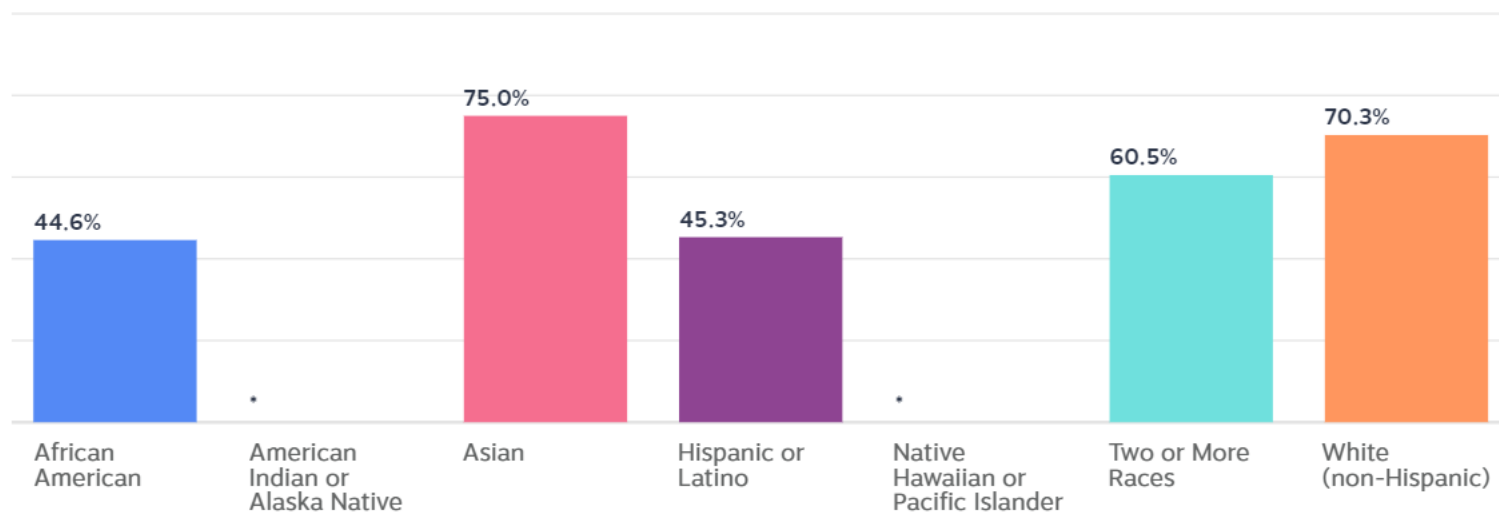
94.6%

TRANSITION READINESS



- Economically Disadvantaged
48.9% of 483 Graduates
- Non-Economically Disadvantaged
75.4% of 1036 Graduates

TRANSITION READINESS BY ETHNICITY



Kentucky's New School Accountability System

- ▶ Elementary and middle schools will receive 1-5 star ratings based on proficiency in reading, math, science, social studies, and writing; and student growth in reading and mathematics.
- ▶ High schools will be rated based on proficiency in reading, math, science, and social studies; student growth in reading and math; transition (postsecondary) readiness; and graduation rate.
- ▶ For all schools, significant performance gaps between the performance of student groups will result in limits on star ratings.



Raise the bar.
Close the gap.