





# Career and Technical Education Center Funding

# Welcome

David Horseman, Associate Commissioner  
Office of Career and Technical Education  
Kentucky Department of Education  
[David.Horseman@education.ky.gov](mailto:David.Horseman@education.ky.gov)  
502-564-4286

Kiley Whitaker, Assistant Director  
Office of Career and Technical Education  
Kentucky Department of Education  
[Kiley.Whitaker@education.ky.gov](mailto:Kiley.Whitaker@education.ky.gov)  
502-564-4286

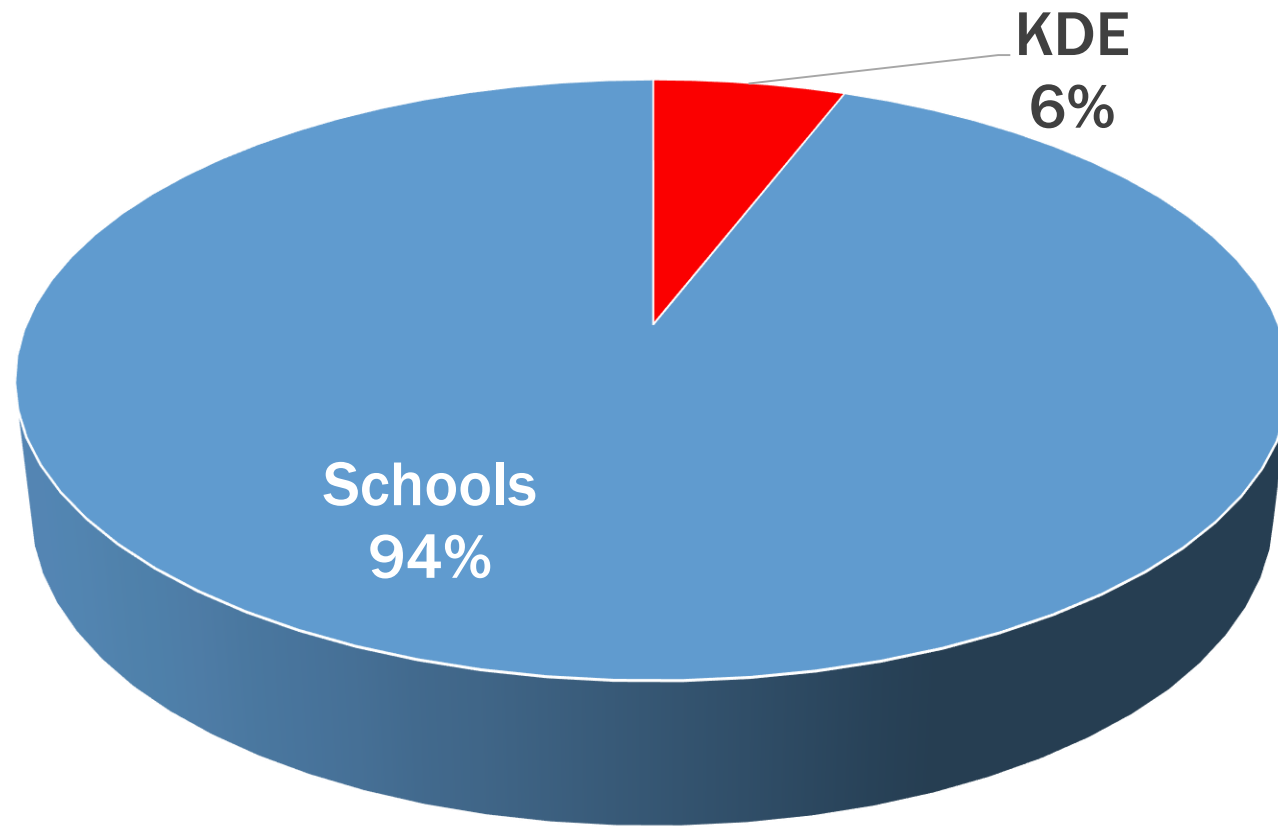


# Office of Career and Technical Education and Student Transitions (OCTEST) Funding

- ▶ **Post KDE Reorganization – November 1, 2018**
- ▶ **\$62,101,600.00**
  - **\$22,881,900.00 – SEEK**
    - ✓ \$0 is used by KDE Central Office
  - **\$39,219,700.00 – General Fund**
    - ✓ \$3,461,000.00 Central Office Personnel
    - ✓ \$140,000.00 Central Office/ATC Support



# School District and KDE Distribution of Funds



# OCTEST Funding Continued: Area Technology Centers (ATCs), KCTCS, Locally-Operated Centers

- ▶ **\$62,101,600.00**
  - **\$22,881,900.00 – SEEK**
    - ✓ \$4,136,796.00 – 20% to School Districts that own ATC buildings
    - ✓ \$1,393,000.00 – KCTCS for serving secondary students where no ATC/CTC exists
    - ✓ \$17,352,104.00 – ATC Personnel & Operating
  - **\$39,219,700.00 – General Fund**
    - ✓ \$11,843,500.00 – Locally-Operated Centers
    - ✓ \$20,211,300.00 – ATC Personnel
    - ✓ \$3,300,000.00 – ATC Operations



# Statutes Regarding ATC Expenditure Process

## **KRS 156.802 Office of Career and Technical Education – Kentucky Board of Education.**

- ▶ There is no specific statute or regulation that specifies how ATCs receive money. Only provision (below) is very broad.
- ▶ *156.802(3) The Department of Education shall have the responsibility for all administrative functions of the state in relation to the management, control, and operation of state operated secondary area vocational education and technology centers...*

## **KRS 156.842 Office of Career and Technical Education to manage state-operated secondary area vocational education and technology centers.**

- ▶ This statute gives similar broad authority to the Office of Career and Technical Education, with no expenditure formula.
- ▶ *The Office of Career and Technical Education shall have the management and control of state-operated secondary area vocational education and technology centers, and all programs and services operated in these centers.*



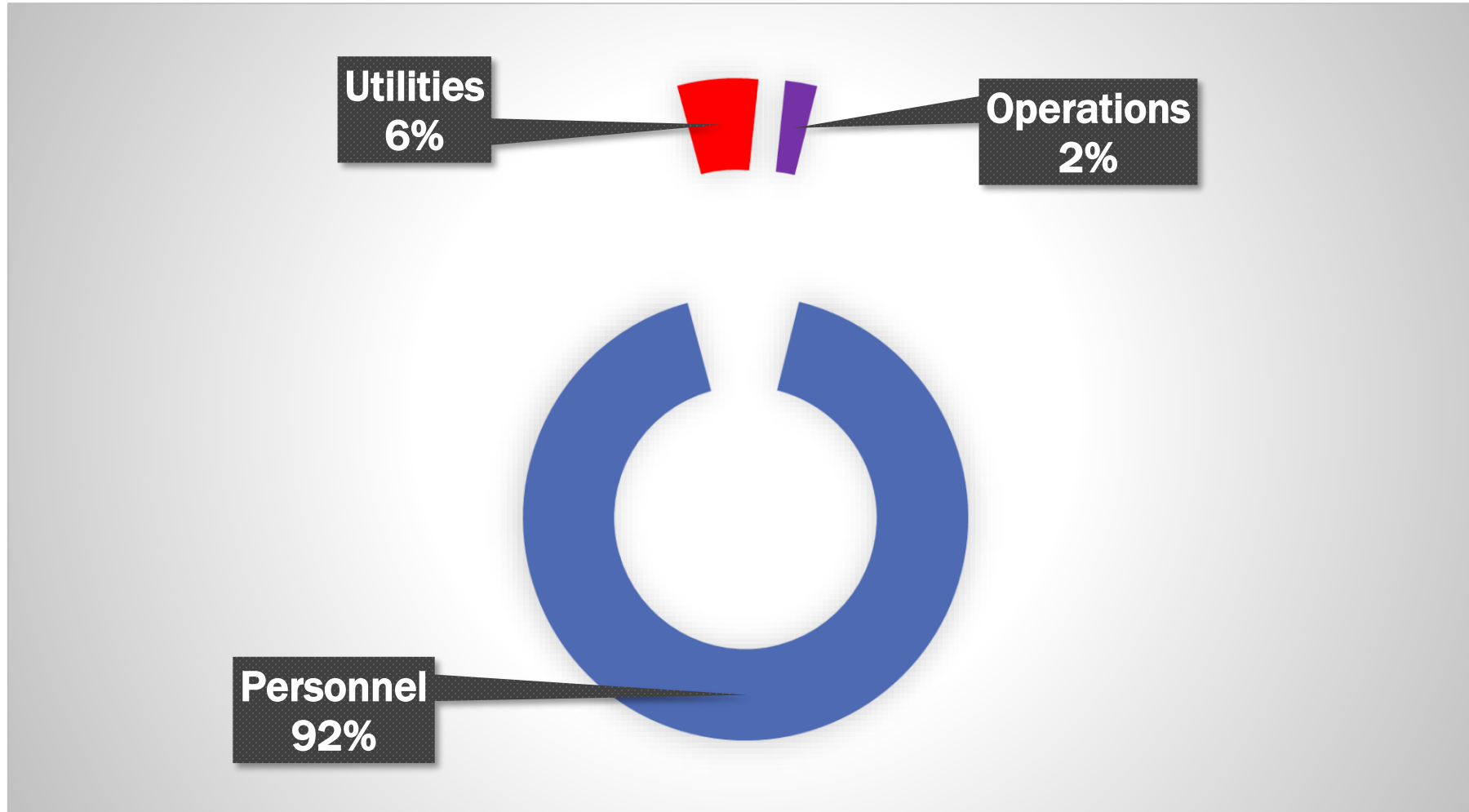
# ATC General Fund Operations

- ▶ **53 Centers (22,929 Unique Students)**
  - **3<sup>rd</sup> Most Schools in a District**
- ▶ **\$3,300,000.00**
  - **\$2,371,107.00 – ATC Utilities**
  - **\$928,893.00 – ATC Operations**
    - ✓ **Less than \$20,000 on average per school**
    - ✓ **\$154.33 per full-time equivalent student**





# ATC Use of Funding



## **KRS 156.844 Local board's petition to commissioner of education seeking power to manage and control state-operated secondary vocational education and technology center -- Issues related to transfer of employees.**

- ▶ Details the process for a local board of education to assume control of a state-operated secondary vocational education and technology center, through request and agreement with the Commissioner of Education. It also details issues related to employees transferring employment to a local district.
- ▶ Following this transfer, the local board would receive funds as a locally operated center pursuant to KRS 157.069. The local board would also receive 100% of the SEEK funds from KDE that are generated from students enrolled in the center.



# Locally-Operated Career and Technical Education Centers (CTCs)

## ▶ Local Area Vocational Education Center (LAVEC)

- \$11,843,500.00
- 32 Districts (42 Centers)



# KRS 157.069 Distribution of general funds for locally operated secondary area technology centers and vocational departments

- ▶ All general funds designated for locally operated secondary area centers and vocational departments, which have been receiving state supplemental funds prior to June 21, 2001, are to be distributed pursuant to a weighted formula set forth in 705 KAR 2:140.
- ▶ This statute indicates that LAVECs established after June 21, 2001 are not eligible for funding.



# Current budget bill language\*:

- ▶ ***Locally Operated Vocational Programs: Notwithstanding KRS 157.069, the supplemental funding distribution shall include Category II and III programs in districts established after June 21, 2001, with state assistance, if approved by the Commissioner of Education. (Pg. 40, In 19.)***
- ▶ **This language indicates that LAVECs established after June 21, 2001 are eligible for funding, if approved by the Commissioner.**

\*This language has been included in the budget bill since at least 2006.



# Statute vs. Regulation Formula

## **KRS 157.069** Distribution of general funds for locally operated secondary area technology centers and vocational departments.

- ▶ *(3) For calculation purposes and after categorizing the programs as described in subsection (2) of this section, a weight shall be applied as a percentage of the base guarantee per pupil in average daily attendance as defined by KRS 157.320 under the Support Education Excellence in Kentucky Program, which shall be applied to full-time equivalent students in Categories II and III. Category I programs shall receive no weight. The full-time equivalent students shall be calculated on the basis of the total program enrollment divided by the length of the class period divided by six (6).*

## **705 KAR 2:140.** Equalization of funding for locally-operated area vocational centers and vocational departments.

- ▶ *Section 3. The full-time equivalent (FTE) student enrollment shall equal the total number of students enrolled in technical skill and high-cost technical skill programs statewide, multiplied by the number of hours students are enrolled (divided by two (2) if semester courses) divided by six (6) (hours per instructional day). The value of the weight shall equal the total funding allocation from the General Assembly for the fiscal year divided by the weighted total FTE for technical skill and high-cost technical programs, with technical skill programs weighted one (1) and high-cost technical skill programs weighted one and one-half (1.5).*
- ▶ *Section 4. A school district with an approved locally-operated vocational center or department shall receive a funding allocation equal to the total of the number of FTE students in technical skill programs multiplied by the value of the weight for these programs, plus the total of the number of FTE students in high-cost technical skill programs, multiplied by the value of the weight for these programs.*



# Statute vs. Regulation Formula

## ▶ Statute

- $(\text{Number of Students}/\text{Time in Pathway})/\text{FTE Hours (6)}$
- $100 \text{ Students}/2 \text{ Hours} = 50/6 = 8.3 \text{ FTE}$
- $100 \text{ Students}/1 \text{ Hour} = 100/6 = 16.7 \text{ FTE}$

## ▶ Regulation

- $(\text{Number of Students} * \text{Time in Pathway})/\text{FTE Hours (6)}$
- $100 * 2 = 200/6 = 33.3 \text{ FTE}$
- $100 * 1 = 100/6 = 16.7 \text{ FTE}$





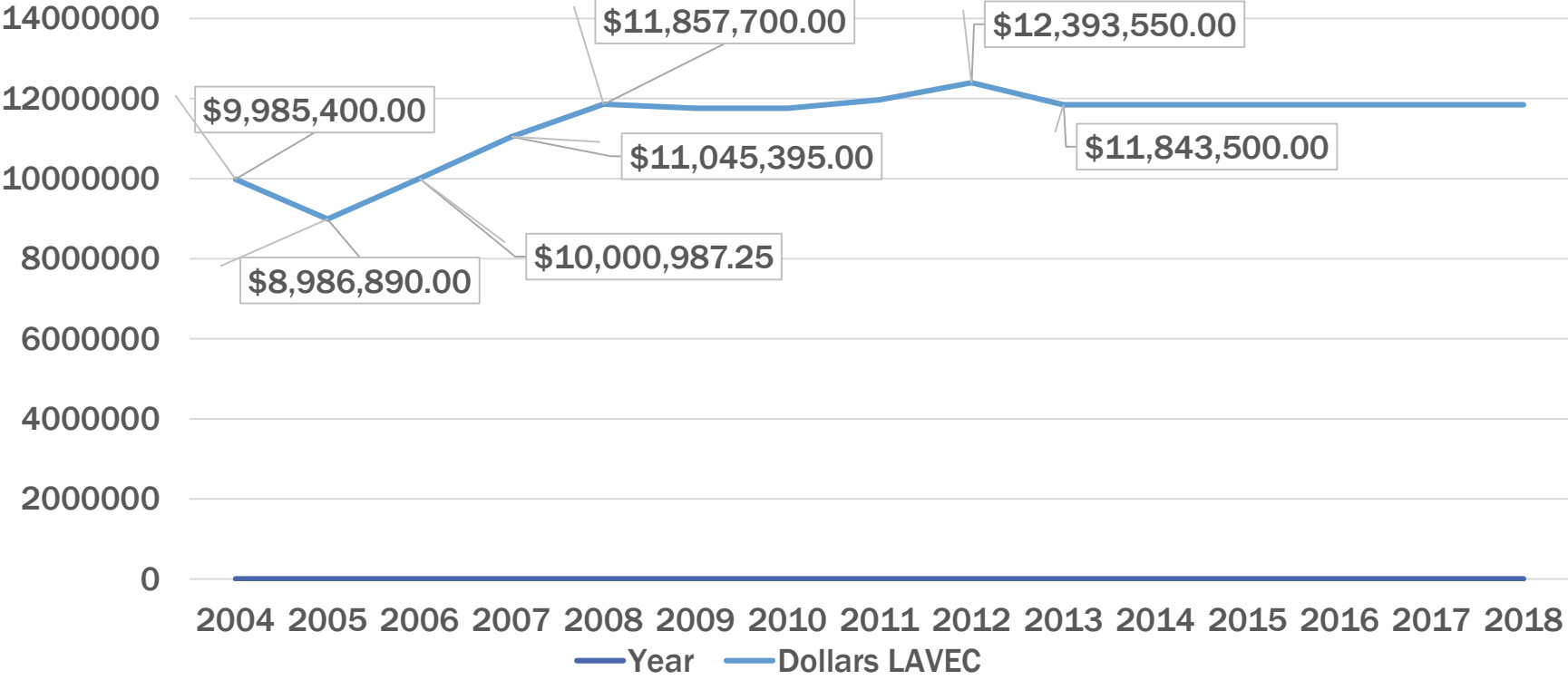
# LAVEC Funding 2004-2018

Year	LAVEC Funds	CTC Changes
2004	\$9,985,400.00	
2005	\$8,986,890.00	
2006	\$10,000,987.25	
2007	\$11,045,395.00	Bath, Jessamine, Johnson and Oldham Added Oldham took over ATC
2008	\$11,857,700.00	
2009	\$11,757,600.00	
2010	\$11,757,600.00	Oldham Dropped
2011	\$11,971,200.00	Scott and Muhlenberg Added Muhlenberg took over ATC
2012	\$12,393,550.00	Grant and Kenton Added Kenton took over ATC
2013	\$11,843,500.00	
2014	\$11,843,500.00	
2015	\$11,843,500.00	
2016	\$11,843,500.00	
2017	\$11,843,500.00	
2018	\$11,843,500.00	

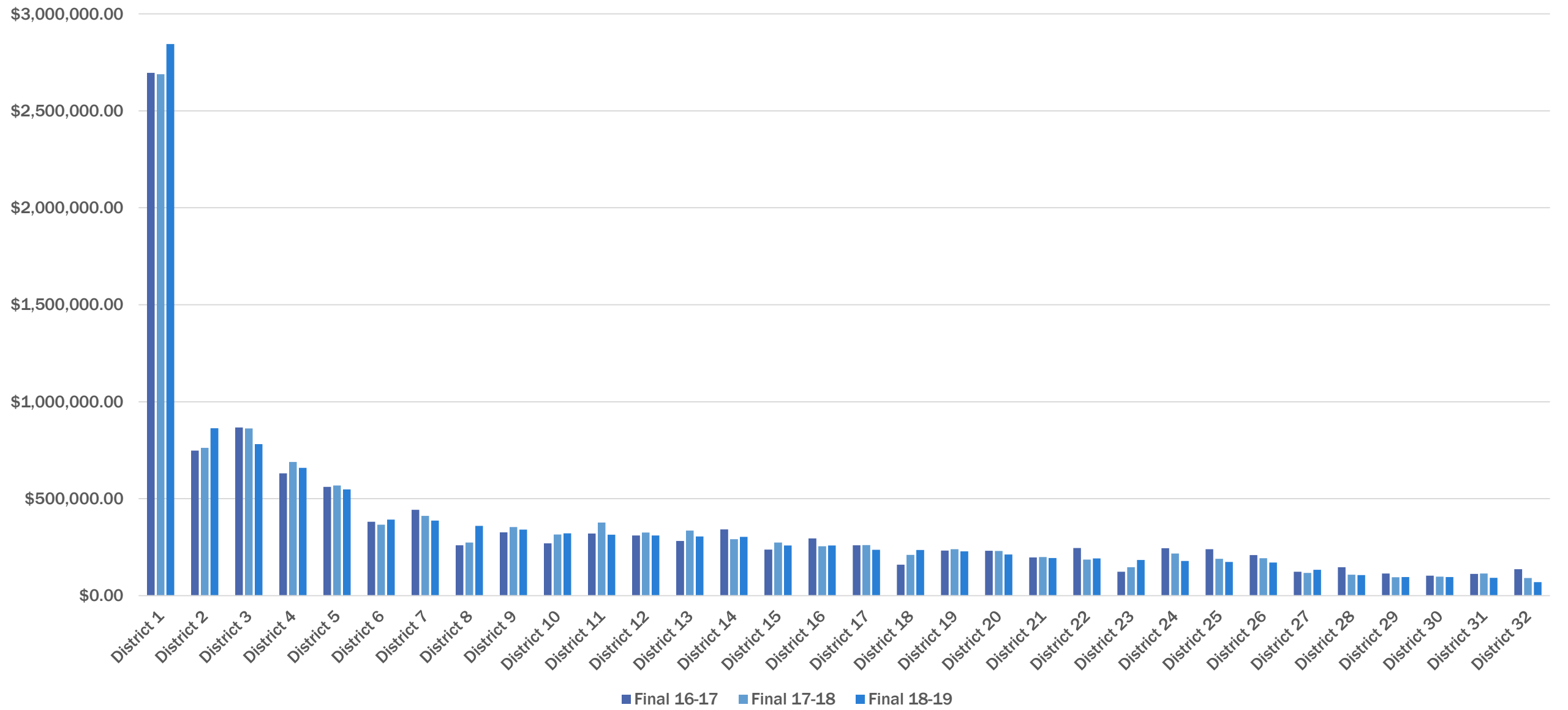




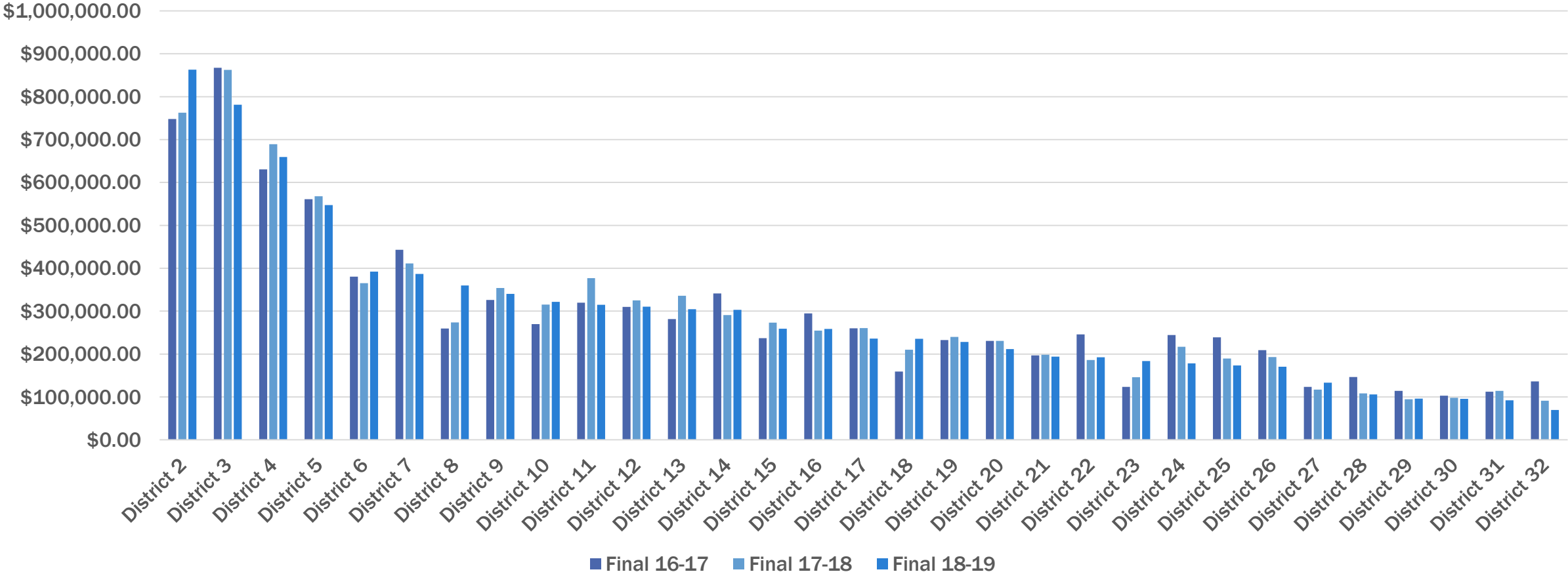
# LAVEC Funding 2004-2018



# LAVEC District Funding 16-17 to 18-19



### LAVEC District Funding 16-17 to 18-19



# LAVEC Per Pupil Funding Trend

- ▶ 2016-2017 - \$1553
- ▶ 2017-2018 - \$1475
- ▶ 2018-2019 - \$1451

## Unfunded HD or Top Support Pathways

- ▶ 2016-2017 - ~40
- ▶ 2017-2018 - ~80
- ▶ 2018-2019 - ~60



# Existing Unfunded Schools / Open Requests

- ▶ **Hardin County**
- ▶ **Hopkins County**
- ▶ **Laurel County**
- ▶ **Oldham County**
- ▶ **Owensboro Independent**
- ▶ **Spencer County**
- ▶ **\*Ignite**



# Questions

