



FLOYD COUNTY BOARD OF EDUCATION
Danny Adkins, Superintendent
106 North Front Avenue
Prestonsburg, Kentucky 41653
Telephone (606) 886-2354 Fax (606) 886-8862
www.floyd.kyschools.us

Sherry Robinson- Chair - District 5
William Newsome, Jr., Vice-Chair - District 3
Linda C. Gearheart, Member - District 1
Dr. Chandra Varia, Member- District 2
Rhonda Meade, Member - District 4

Student Support: Receive Utility Report for May Valley Elementary.

Applicable Statue(s), etc.: N/A

Fiscal Budgetary Impact:

2016/2017 SY (July 16-June 17) \$89,589.80

2017/2018 SY (July 17-June 18) \$95,193.64

History / Background:

December 2018

Board received utility report for Allen Elementary.


Staff Recommendation: To accept report as presented.


Contact Person:

Gregory Adams

Director of Facilities

(606) 874-9569


Director


Superintendent

DATE: January 28, 2019

Utility Report

January 28, 2019



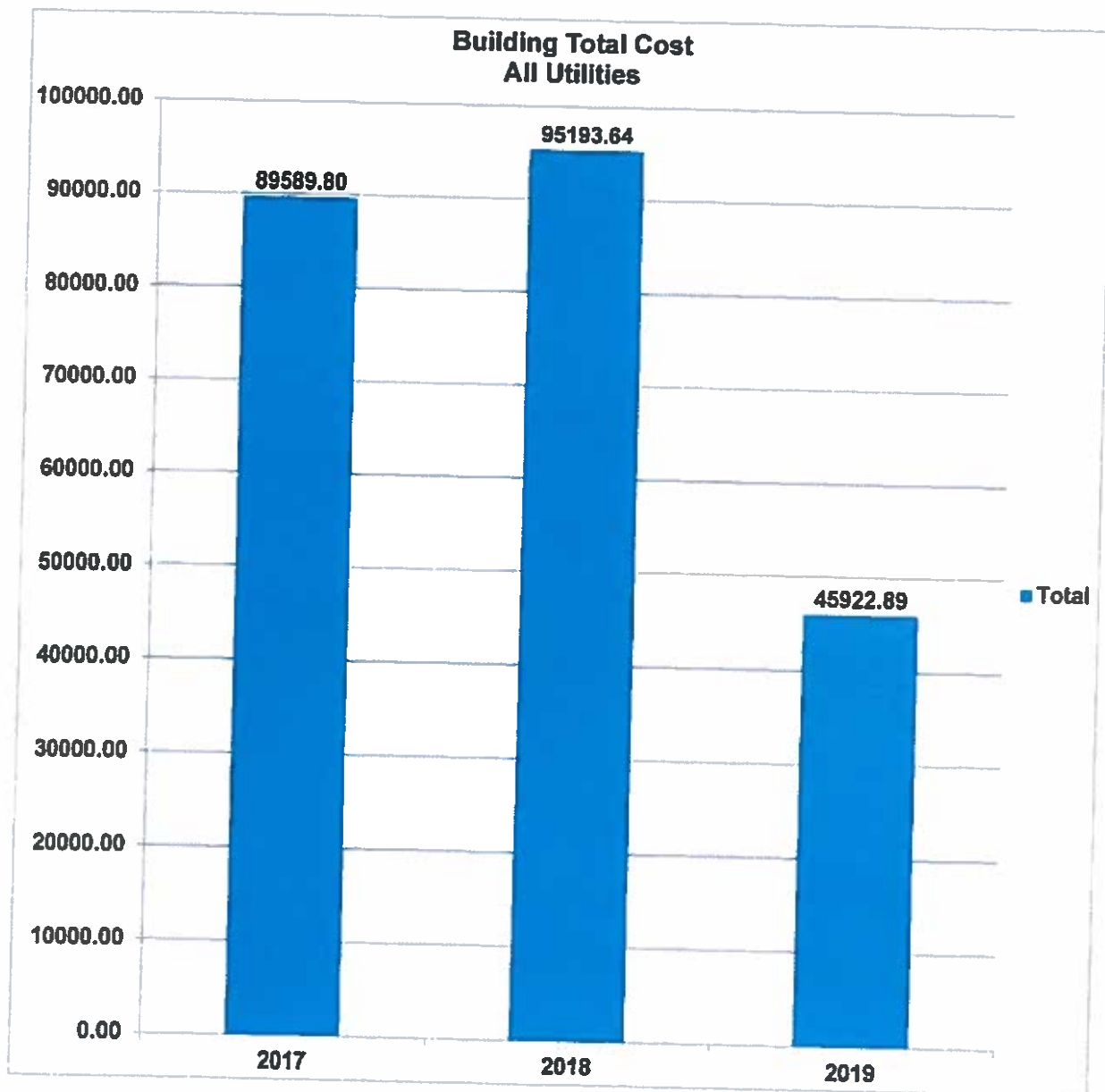
May Valley Elementary

2016-2017 / 2017-2018

School Years



Cost Year	Total
2017	89589.80
2018	95193.64
2019	45922.89
Grand Total	230706.33

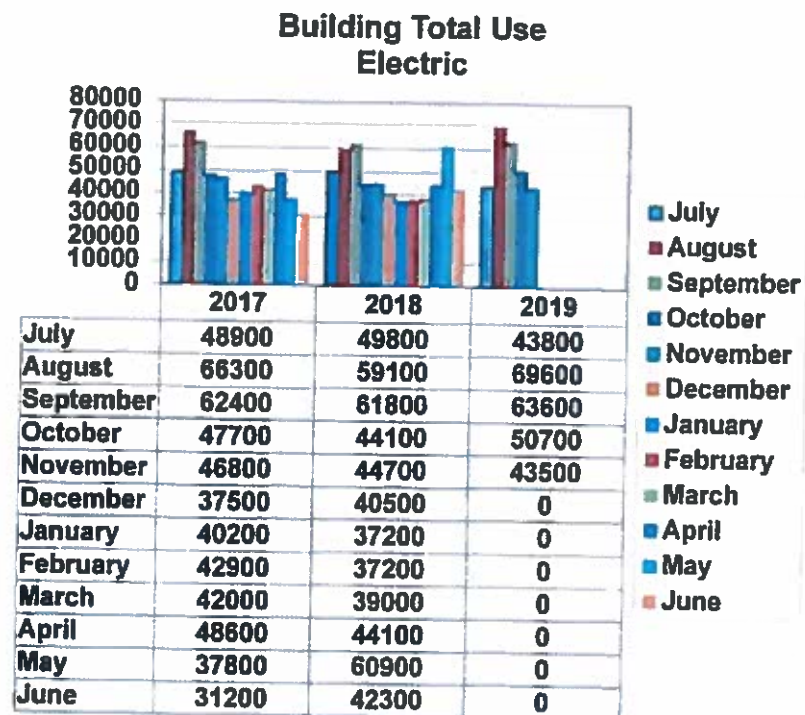


All Utilities Increased by \$5,603.84

Cost	
Year	Total
2017	71242.79
2018	74906.64
2019	35566.89
Grand Total	181716.32

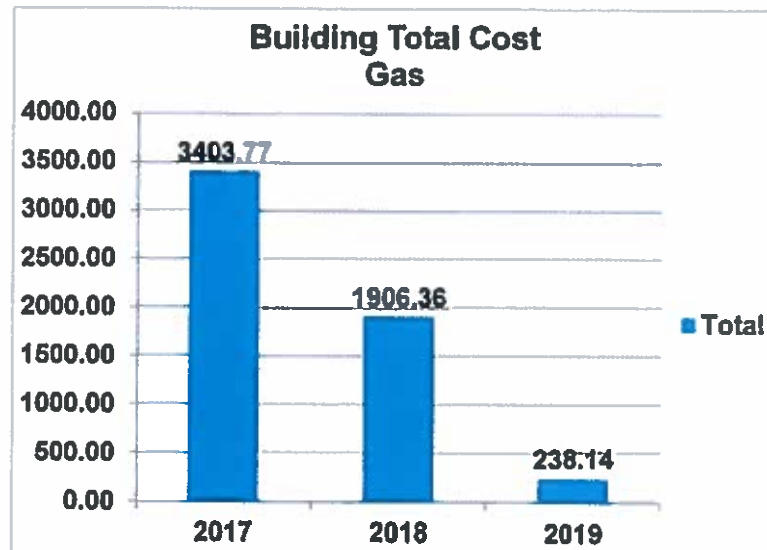


Use	
Year	Grand Total
2017	552300.00
2018	560700.00
2019	271200.00
Grand Total	1384200.00

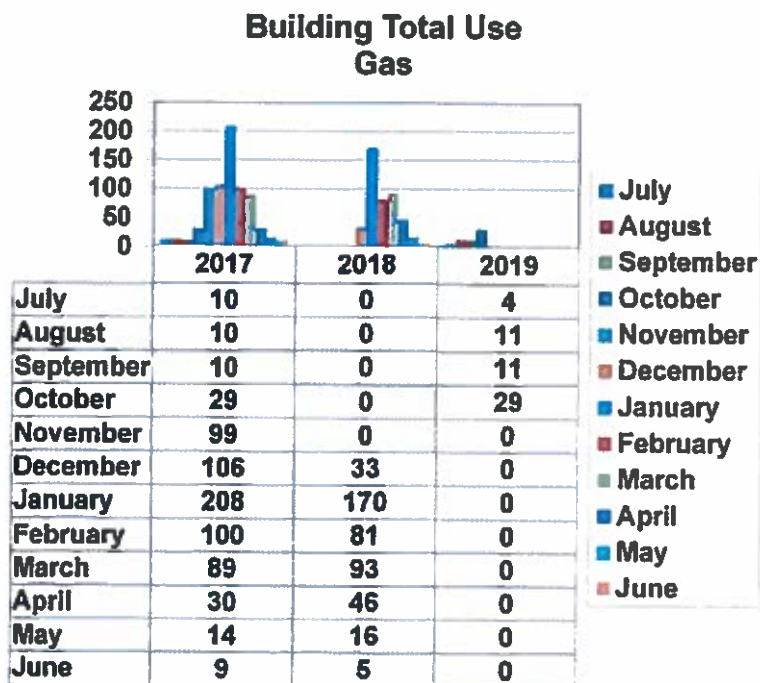


Total Electric Cost Increased by \$3,663.85
 Total Electric Use Increased by 8,400 KWH
 Cost Per KWH in 2017 - \$.1290
 Cost Per KWH in 2018 - \$.1335

Cost	
Year	Total
2017	3403.77
2018	1906.36
2019	238.14
Grand Total	5548.27



Use	
Year	Grand Total
2017	714.00
2018	444.00
2019	55.00
Grand Total	1213.00

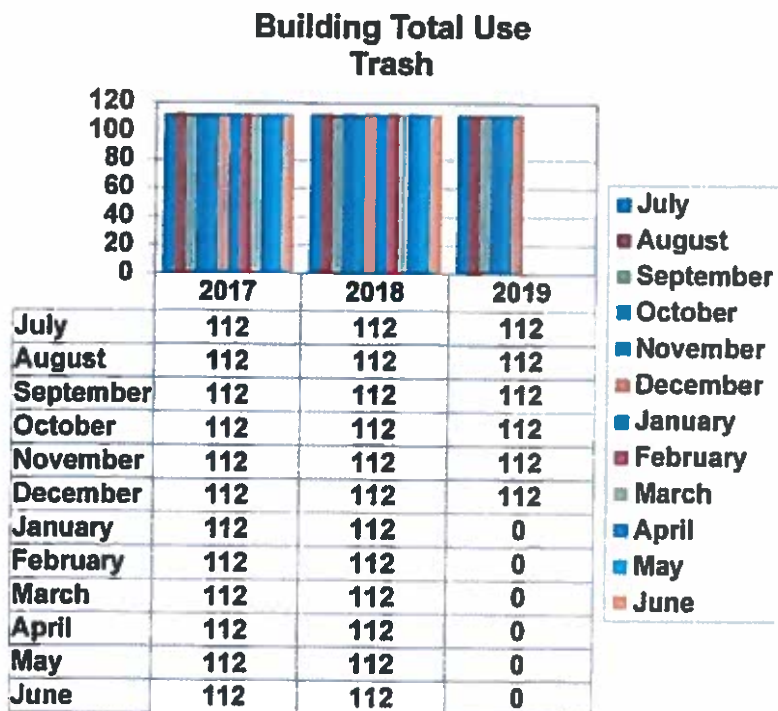


Total Gas Cost Decreased by \$1,497.41
 Total Gas Use Decreased by 270 Dekatherms
 Gas Cost Per Dekatherms in 2017 - \$4.77
 Gas Cost Per Dekatherms in 2018 - \$4.29

Cost	
Year	Total
2017	13707.24
2018	14120.64
2019	7307.46
Grand Total	35135.34

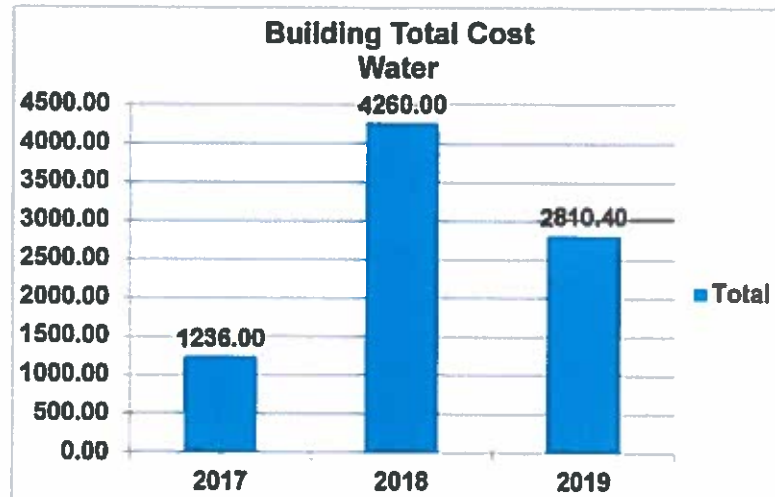


Use	
Year	Grand Total
2017	1344.00
2018	1344.00
2019	672.00
Grand Total	3360.00

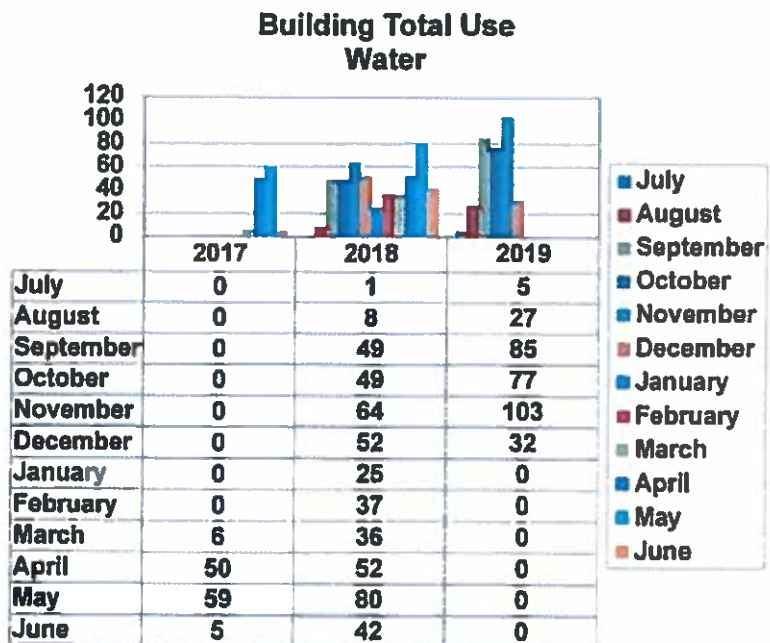


Total Trash Cost Increased by \$413.40
 Total Trash Use Stayed the Same
 Cost Per Cubic Yards in 2017 - \$10.20
 Cost Per Cubic Yards in 2018 - \$10.51

Cost	
Year	Total
2017	1236.00
2018	4260.00
2019	2810.40
Grand Total	8306.40



Use	
Year	Grand Total
2017	120.00
2018	495.00
2019	329.00
Grand Total	944.00



Total Water Cost Increased by \$3,024.00

Total Water Use Increased by 375 KGAL

Cost Per KGAL in 2017 - \$10.30

Cost Per KGAL in 2018 - \$8.60

During July 2017 through February 2018 we was charged the minimum amount due because the chamber inside the meter was not reading correctly and was replaced in Feb. 2018

	Year Data					
	2019		2018		2017	
Month	HDD	CDD	HDD	CDD	HDD	CDD
Jan	377	0	1044	0	712	0
Feb	0	0	538	8	496	3
Mar	0	0	711	1	549	3
Apr	0	0	405	16	146	63
May	0	0	5	229	114	88
Jun	0	0	0	252	8	178
Jul	0	0	0	314	0	297
Aug	0	0	1	285	4	204
Sep	0	0	15	227	52	95
Oct	0	0	306	98	210	56
Nov	0	0	695	0	515	5
Dec	0	0	740	0	886	0
Grand Total	377	0	4460	1430	3692	992

Heating degree day (HDD)
Is measurement designed to reflect the demand for energy needed to heat a home or Business. It is derived from measurements of outside air Temperature. The heating requirements for a given structure at a specific location are considered to directly proportional to the number of HDD at that location. A similar measurement, cooling degree day (CDD), reflects the amount of energy used to cool a home Or business.

