

School Activity Fund
Financial Report

MONTH ENDING NOVEMBER

From Date:	11/1/2018
To Date:	11/30/2018

Acct	Activity Account	Beg. Bal.	Recpt/JV	Disb/JV	Transfer In	Transfer Out	End. Bal.
100	GENERAL FUND	\$285.33	\$67.68	\$ 0.00	\$0.00	\$0.00	\$353.01
	Group Total:	\$285.33	\$67.68	\$ 0.00	\$0.00	\$0.00	\$353.01
101	GOOD BEHAVIOR AWA	\$23.47	\$0.00	\$ 0.00	\$0.00	\$0.00	\$23.47
	Group Total:	\$23.47	\$0.00	\$ 0.00	\$0.00	\$0.00	\$23.47
102	PICTURES	\$84.42	\$0.00	\$ 0.00	\$0.00	\$0.00	\$84.42
	Group Total:	\$84.42	\$0.00	\$ 0.00	\$0.00	\$0.00	\$84.42
103	TEXTBOOK	\$98.36	\$0.00	\$ 0.00	\$0.00	\$0.00	\$98.36
	Group Total:	\$98.36	\$0.00	\$ 0.00	\$0.00	\$0.00	\$98.36
105	CREDIT RECOVERY	\$156.15	\$0.00	\$ 0.00	\$0.00	\$0.00	\$156.15
	Group Total:	\$156.15	\$0.00	\$ 0.00	\$0.00	\$0.00	\$156.15
106	VIRTUAL SCHOOL	\$0.00	\$0.00	\$ 0.00	\$0.00	\$0.00	\$0.00
	Group Total:	\$0.00	\$0.00	\$ 0.00	\$0.00	\$0.00	\$0.00
107	FIELD TRIPS	\$351.92	\$0.00	\$ 0.00	\$0.00	\$0.00	\$351.92
	Group Total:	\$351.92	\$0.00	\$ 0.00	\$0.00	\$0.00	\$351.92
200	TEACHERS LOUNGE	\$22.90	\$0.00	\$ 0.00	\$0.00	\$0.00	\$22.90
	Group Total:	\$22.90	\$0.00	\$ 0.00	\$0.00	\$0.00	\$22.90
201	STAFF SNACKS AND DI	\$295.67	\$166.00	\$ 0.00	\$0.00	\$0.00	\$461.67
	Group Total:	\$295.67	\$166.00	\$ 0.00	\$0.00	\$0.00	\$461.67
202	SOFT DRINKS	\$15.21	\$0.00	\$ 0.00	\$0.00	\$0.00	\$15.21
	Group Total:	\$15.21	\$0.00	\$ 0.00	\$0.00	\$0.00	\$15.21
203	STAFF FUND	(\$310.85)	\$175.00	\$ 0.00	\$0.00	\$0.00	(\$135.85)
	Group Total:	(\$310.85)	\$175.00	\$ 0.00	\$0.00	\$0.00	(\$135.85)
300	HONOR SOCIETY	\$171.78	\$0.00	\$ 0.00	\$0.00	\$0.00	\$171.78
	Group Total:	\$171.78	\$0.00	\$ 0.00	\$0.00	\$0.00	\$171.78
301	ACADEMIC TEAM	\$66.50	\$0.00	\$(32.78)	\$0.00	\$0.00	\$33.72
	Group Total:	\$66.50	\$0.00	\$(32.78)	\$0.00	\$0.00	\$33.72
302	GIFTED AND TALENTEI	\$182.03	\$0.00	\$ 0.00	\$0.00	\$0.00	\$182.03
	Group Total:	\$182.03	\$0.00	\$ 0.00	\$0.00	\$0.00	\$182.03
303	FEA	\$124.00	\$0.00	\$ 0.00	\$0.00	\$0.00	\$124.00
	Group Total:	\$124.00	\$0.00	\$ 0.00	\$0.00	\$0.00	\$124.00
304	FCA	\$0.00	\$0.00	\$ 0.00	\$0.00	\$0.00	\$0.00
	Group Total:	\$0.00	\$0.00	\$ 0.00	\$0.00	\$0.00	\$0.00
305	BAND	\$5,587.41	\$330.00	\$(2,551.00)	\$0.00	\$0.00	\$3,366.41
	Group Total:	\$5,587.41	\$330.00	\$(2,551.00)	\$0.00	\$0.00	\$3,366.41
306	FCS CLASS ACCT	\$212.59	\$0.00	\$(79.31)	\$0.00	\$0.00	\$133.28
	Group Total:	\$212.59	\$0.00	\$(79.31)	\$0.00	\$0.00	\$133.28
307	PEP CLUB	\$0.00	\$0.00	\$ 0.00	\$0.00	\$0.00	\$0.00
	Group Total:	\$0.00	\$0.00	\$ 0.00	\$0.00	\$0.00	\$0.00
308	KYA	\$51.24	\$420.00	\$ 0.00	\$0.00	\$0.00	\$471.24
	Group Total:	\$51.24	\$420.00	\$ 0.00	\$0.00	\$0.00	\$471.24
309	Y CLUB	\$33.19	\$0.00	\$ 0.00	\$0.00	\$0.00	\$33.19

CAMPBELLSVILLE HIGH SCHOOL
School Activity Fund
Financial Report
MONTH ENDING NOVEMBER

From Date:	11/1/2018
To Date:	11/30/2018

<u>Acct</u>	<u>Activity Account</u>	<u>Beg. Bal.</u>	<u>Recpt/JV</u>	<u>Disb/JV</u>	<u>Transfer In</u>	<u>Transfer Out</u>	<u>End. Bal.</u>
	Group Total:	\$33.19	\$0.00	\$ 0.00	\$0.00	\$0.00	\$33.19
310	SADD	\$137.85	\$0.00	\$ 0.00	\$0.00	\$0.00	\$137.85
	Group Total:	\$137.85	\$0.00	\$ 0.00	\$0.00	\$0.00	\$137.85
311	STUDENT COUNCIL	\$497.25	\$0.00	\$ 0.00	\$0.00	\$0.00	\$497.25
	Group Total:	\$497.25	\$0.00	\$ 0.00	\$0.00	\$0.00	\$497.25
312	BETA	(\$1,086.78)	\$1,725.00	\$(365.00)	\$0.00	\$0.00	\$273.22
	Group Total:	(\$1,086.78)	\$1,725.00	\$(365.00)	\$0.00	\$0.00	\$273.22
313	SPANISH CLUB	\$76.84	\$0.00	\$ 0.00	\$0.00	\$0.00	\$76.84
	Group Total:	\$76.84	\$0.00	\$ 0.00	\$0.00	\$0.00	\$76.84
314	PURPLE PEP CLUB	\$50.32	\$0.00	\$ 0.00	\$0.00	\$0.00	\$50.32
	Group Total:	\$50.32	\$0.00	\$ 0.00	\$0.00	\$0.00	\$50.32
315	NATIONAL HONOR ART	\$0.00	\$0.00	\$ 0.00	\$0.00	\$0.00	\$0.00
	Group Total:	\$0.00	\$0.00	\$ 0.00	\$0.00	\$0.00	\$0.00
316	FCCLA	\$1,430.68	\$24.00	\$(177.00)	\$0.00	\$0.00	\$1,277.68
	Group Total:	\$1,430.68	\$24.00	\$(177.00)	\$0.00	\$0.00	\$1,277.68
317	DRAMA CLUB	(\$95.30)	\$0.00	\$ 0.00	\$0.00	\$0.00	(\$95.30)
	Group Total:	(\$95.30)	\$0.00	\$ 0.00	\$0.00	\$0.00	(\$95.30)
400	FMD CLASS	\$51.68	\$0.00	\$ 0.00	\$0.00	\$0.00	\$51.68
	Group Total:	\$51.68	\$0.00	\$ 0.00	\$0.00	\$0.00	\$51.68
401	STLP	\$424.71	\$0.00	\$ 0.00	\$0.00	\$0.00	\$424.71
	Group Total:	\$424.71	\$0.00	\$ 0.00	\$0.00	\$0.00	\$424.71
402	CHORUS	(\$627.17)	\$30.00	\$ 0.00	\$0.00	\$0.00	(\$597.17)
	Group Total:	(\$627.17)	\$30.00	\$ 0.00	\$0.00	\$0.00	(\$597.17)
403	BIOLOGY	\$0.00	\$0.00	\$ 0.00	\$0.00	\$0.00	\$0.00
	Group Total:	\$0.00	\$0.00	\$ 0.00	\$0.00	\$0.00	\$0.00
500	ATHLETICS	(\$36,969.46)	\$0.00	\$(9,698.76)	\$0.00	\$(75.00)	(\$46,743.22)
	Group Total:	(\$36,969.46)	\$0.00	\$(9,698.76)	\$0.00	\$(75.00)	(\$46,743.22)
501	BOYS BASKETBALL	(\$3,404.35)	\$0.00	\$ 0.00	\$0.00	\$0.00	(\$3,404.35)
	Group Total:	(\$3,404.35)	\$0.00	\$ 0.00	\$0.00	\$0.00	(\$3,404.35)
502	GIRLS BASKETBALL	(\$493.60)	\$0.00	\$ 0.00	\$0.00	\$0.00	(\$493.60)
	Group Total:	(\$493.60)	\$0.00	\$ 0.00	\$0.00	\$0.00	(\$493.60)
503	FOOTBALL	(\$8,345.06)	\$0.00	\$(999.00)	\$0.00	\$0.00	(\$9,344.06)
	Group Total:	(\$8,345.06)	\$0.00	\$(999.00)	\$0.00	\$0.00	(\$9,344.06)
504	TENNIS	\$0.00	\$0.00	\$ 0.00	\$0.00	\$0.00	\$0.00
	Group Total:	\$0.00	\$0.00	\$ 0.00	\$0.00	\$0.00	\$0.00
505	BOYS GOLF	(\$2,126.75)	\$0.00	\$ 0.00	\$0.00	\$0.00	(\$2,126.75)
	Group Total:	(\$2,126.75)	\$0.00	\$ 0.00	\$0.00	\$0.00	(\$2,126.75)
506	VOLLEYBALL	\$0.00	\$0.00	\$ 0.00	\$0.00	\$0.00	\$0.00
	Group Total:	\$0.00	\$0.00	\$ 0.00	\$0.00	\$0.00	\$0.00
507	FISHING TEAM	\$94.97	\$0.00	\$ 0.00	\$0.00	\$0.00	\$94.97
	Group Total:	\$94.97	\$0.00	\$ 0.00	\$0.00	\$0.00	\$94.97

School Activity Fund

Financial Report

MONTH ENDING NOVEMBER

From Date: 11/1/2018

To Date: 11/30/2018

Acct	Activity Account	Beq. Bal.	Recpt/JV	Disb/JV	Transfer In	Transfer Out	End. Bal.
508	TRACK	(\$46.00)	\$0.00	\$ 0.00	\$0.00	\$0.00	(\$46.00)
	Group Total:	(\$46.00)	\$0.00	\$ 0.00	\$0.00	\$0.00	(\$46.00)
509	CROSSCOUNTRY	(\$47.00)	\$0.00	\$ 0.00	\$0.00	\$0.00	(\$47.00)
	Group Total:	(\$47.00)	\$0.00	\$ 0.00	\$0.00	\$0.00	(\$47.00)
510	BOWLING TEAM	\$6.44	\$1,660.00	\$(100.00)	\$250.00	\$0.00	\$1,816.44
	Group Total:	\$6.44	\$1,660.00	\$(100.00)	\$250.00	\$0.00	\$1,816.44
511	BASEBALL	(\$46.38)	\$0.00	\$ 0.00	\$0.00	\$0.00	(\$46.38)
	Group Total:	(\$46.38)	\$0.00	\$ 0.00	\$0.00	\$0.00	(\$46.38)
512	SOFTBALL	\$0.00	\$0.00	\$ 0.00	\$0.00	\$0.00	\$0.00
	Group Total:	\$0.00	\$0.00	\$ 0.00	\$0.00	\$0.00	\$0.00
513	SWIM TEAM	(\$800.00)	\$750.00	\$(50.00)	\$0.00	\$0.00	(\$100.00)
	Group Total:	(\$800.00)	\$750.00	\$(50.00)	\$0.00	\$0.00	(\$100.00)
514	SOCCER	(\$830.40)	\$0.00	\$ 0.00	\$0.00	\$0.00	(\$830.40)
	Group Total:	(\$830.40)	\$0.00	\$ 0.00	\$0.00	\$0.00	(\$830.40)
515	CHEERLEADERS	(\$1,880.10)	\$3,380.00	\$(188.00)	\$0.00	\$0.00	\$1,311.90
	Group Total:	(\$1,880.10)	\$3,380.00	\$(188.00)	\$0.00	\$0.00	\$1,311.90
516	DANCE TEAM	\$66.20	\$0.00	\$ 0.00	\$0.00	\$0.00	\$66.20
	Group Total:	\$66.20	\$0.00	\$ 0.00	\$0.00	\$0.00	\$66.20
517	HEARTLAND CONFERE	\$392.50	\$0.00	\$ 0.00	\$0.00	\$0.00	\$392.50
	Group Total:	\$392.50	\$0.00	\$ 0.00	\$0.00	\$0.00	\$392.50
518	ATHLETIC SPECIAL EVI	(\$84.34)	\$5,136.00	\$(3,144.23)	\$0.00	\$(250.00)	\$1,657.43
	Group Total:	(\$84.34)	\$5,136.00	\$(3,144.23)	\$0.00	\$(250.00)	\$1,657.43
519	YOUTH FOOTBALL	\$621.90	\$1,596.00	\$(1,350.00)	\$0.00	\$0.00	\$867.90
	Group Total:	\$621.90	\$1,596.00	\$(1,350.00)	\$0.00	\$0.00	\$867.90
520	PURPLE PRIDE CLUB	\$20,452.63	\$172.05	\$ 0.00	\$0.00	\$0.00	\$20,624.68
	Group Total:	\$20,452.63	\$172.05	\$ 0.00	\$0.00	\$0.00	\$20,624.68
521	20th dISTRICT EVENTS	\$1,415.71	\$0.00	\$ 0.00	\$0.00	\$0.00	\$1,415.71
	Group Total:	\$1,415.71	\$0.00	\$ 0.00	\$0.00	\$0.00	\$1,415.71
522	ATHLETIC SWEEP ACC	\$46,527.98	\$1,220.00	\$(2,620.00)	\$0.00	\$0.00	\$45,127.98
	Group Total:	\$46,527.98	\$1,220.00	\$(2,620.00)	\$0.00	\$0.00	\$45,127.98
551	BOYS BSKTBALL FUND	\$1,446.51	\$2,735.00	\$(1,850.00)	\$0.00	\$0.00	\$2,331.51
	Group Total:	\$1,446.51	\$2,735.00	\$(1,850.00)	\$0.00	\$0.00	\$2,331.51
552	GIRLS BSKTBALL FUNC	\$6,841.00	\$2,135.00	\$(1,951.60)	\$0.00	\$0.00	\$7,024.40
	Group Total:	\$6,841.00	\$2,135.00	\$(1,951.60)	\$0.00	\$0.00	\$7,024.40
553	FOOTBALL FUNDRAISE	\$571.02	\$2,759.20	\$(2,845.38)	\$0.00	\$0.00	\$484.84
	Group Total:	\$571.02	\$2,759.20	\$(2,845.38)	\$0.00	\$0.00	\$484.84
554	TENNIS FUNDRAISER	\$747.49	\$0.00	\$ 0.00	\$0.00	\$0.00	\$747.49
	Group Total:	\$747.49	\$0.00	\$ 0.00	\$0.00	\$0.00	\$747.49
555	GIRLS GOLF FUNDRAIS	\$2.72	\$0.00	\$ 0.00	\$0.00	\$0.00	\$2.72
	Group Total:	\$2.72	\$0.00	\$ 0.00	\$0.00	\$0.00	\$2.72
556	VOLLEYBALL FUNDRAI	(\$2,036.86)	\$809.00	\$(852.28)	\$0.00	\$0.00	(\$2,080.14)

School Activity Fund

Financial Report

MONTH ENDING NOVEMBER

From Date: 11/1/2018

To Date: 11/30/2018

Acct	Activity Account	Beq. Bal.	Recpt/JV	Disb/JV	Transfer In	Transfer Out	End. Bal.
	Group Total:	(\$2,036.86)	\$809.00	\$(852.28)	\$0.00	\$0.00	(\$2,080.14)
557	BOYS GOLF FUNDRAIS	\$345.06	\$0.00	\$ 0.00	\$0.00	\$0.00	\$345.06
	Group Total:	\$345.06	\$0.00	\$ 0.00	\$0.00	\$0.00	\$345.06
558	TRACK FUNDRAISER	\$231.42	\$0.00	\$ 0.00	\$0.00	\$0.00	\$231.42
	Group Total:	\$231.42	\$0.00	\$ 0.00	\$0.00	\$0.00	\$231.42
559	CROSSCOUNTRY FUNI	\$90.00	\$0.00	\$ 0.00	\$0.00	\$0.00	\$90.00
	Group Total:	\$90.00	\$0.00	\$ 0.00	\$0.00	\$0.00	\$90.00
561	BASEBALL FUNDRAISE	\$712.53	\$2,979.00	\$(3,566.97)	\$555.00	\$0.00	\$679.56
	Group Total:	\$712.53	\$2,979.00	\$(3,566.97)	\$555.00	\$0.00	\$679.56
562	SOFTBALL FUNDRAISE	(\$2,107.90)	\$570.00	\$(381.05)	\$0.00	\$(555.00)	(\$2,473.95)
	Group Total:	(\$2,107.90)	\$570.00	\$(381.05)	\$0.00	\$(555.00)	(\$2,473.95)
563	SWIMMING FUNDRAISE	\$96.13	\$0.00	\$ 0.00	\$0.00	\$0.00	\$96.13
	Group Total:	\$96.13	\$0.00	\$ 0.00	\$0.00	\$0.00	\$96.13
564	SOCCER FUNDRAISER	(\$5,941.76)	\$707.00	\$ 6,690.50	\$0.00	\$0.00	\$1,455.74
	Group Total:	(\$5,941.76)	\$707.00	\$ 6,690.50	\$0.00	\$0.00	\$1,455.74
565	GIRLS GOLF	\$0.00	\$0.00	\$ 0.00	\$0.00	\$0.00	\$0.00
	Group Total:	\$0.00	\$0.00	\$ 0.00	\$0.00	\$0.00	\$0.00
590	SOFTBALL CONCESSIC	\$7,133.39	\$1,150.00	\$(788.62)	\$75.00	\$0.00	\$7,569.77
	Group Total:	\$7,133.39	\$1,150.00	\$(788.62)	\$75.00	\$0.00	\$7,569.77
591	BASEBALL CONCESSIC	\$778.33	\$0.00	\$(904.00)	\$0.00	\$0.00	(\$125.67)
	Group Total:	\$778.33	\$0.00	\$(904.00)	\$0.00	\$0.00	(\$125.67)
592	VOLLEYBALL CONCES:	\$156.16	\$0.00	\$ 0.00	\$0.00	\$0.00	\$156.16
	Group Total:	\$156.16	\$0.00	\$ 0.00	\$0.00	\$0.00	\$156.16
593	SOCCER CONCESSION	\$755.50	\$0.00	\$(45.17)	\$0.00	\$0.00	\$710.33
	Group Total:	\$755.50	\$0.00	\$(45.17)	\$0.00	\$0.00	\$710.33
600	YEARBOOK	\$1,632.90	\$40.00	\$ 0.00	\$0.00	\$0.00	\$1,672.90
	Group Total:	\$1,632.90	\$40.00	\$ 0.00	\$0.00	\$0.00	\$1,672.90
601	COUNSELOR	\$600.17	\$0.00	\$ 0.00	\$0.00	\$0.00	\$600.17
	Group Total:	\$600.17	\$0.00	\$ 0.00	\$0.00	\$0.00	\$600.17
602	MEDIA CENTER	\$8.57	\$0.00	\$ 0.00	\$0.00	\$0.00	\$8.57
	Group Total:	\$8.57	\$0.00	\$ 0.00	\$0.00	\$0.00	\$8.57
700	SENIORS	\$383.60	\$0.00	\$ 0.00	\$0.00	\$0.00	\$383.60
	Group Total:	\$383.60	\$0.00	\$ 0.00	\$0.00	\$0.00	\$383.60
701	JUNIORS	\$1,097.77	\$0.00	\$ 0.00	\$0.00	\$0.00	\$1,097.77
	Group Total:	\$1,097.77	\$0.00	\$ 0.00	\$0.00	\$0.00	\$1,097.77
703	PROJECT GRAD	\$218.75	\$0.00	\$ 0.00	\$0.00	\$0.00	\$218.75
	Group Total:	\$218.75	\$0.00	\$ 0.00	\$0.00	\$0.00	\$218.75
720	CLASS OF 2020	\$1,757.75	\$0.00	\$ 0.00	\$0.00	\$0.00	\$1,757.75
	Group Total:	\$1,757.75	\$0.00	\$ 0.00	\$0.00	\$0.00	\$1,757.75
721	CLASS OF 2021	\$950.61	\$0.00	\$ 0.00	\$0.00	\$0.00	\$950.61
	Group Total:	\$950.61	\$0.00	\$ 0.00	\$0.00	\$0.00	\$950.61

CAMPBELLSVILLE HIGH SCHOOL
School Activity Fund
Financial Report

MONTH ENDING NOVEMBER

From Date:	11/1/2018
To Date:	11/30/2018


	Beg. Bal.	Recpt/JV	Disb/JV	Trans In.	Trans Out.	End. Bal
991 Cash on Hand	\$0.00	\$30,826.25	\$0.00	\$0.00	(\$30,826.25)	\$0.00
* 992 Checking	\$39,409.52	\$42.68	\$(27,849.65)	\$30,826.25	\$0.00	\$42,428.80
	<u>\$39,409.52</u>	<u>\$30,868.93</u>	<u>\$(27,849.65)</u>	<u>\$30,826.25</u>	<u>(\$30,826.25)</u>	<u>\$42,428.80 *</u>


Beginning Ledger Balance:	\$39,409.52
Add: Receipts + Transfer In:	<u>\$61,695.18</u>
Sub-Total:	\$101,104.70
Less: Expenditures + Trans Out	(\$58,675.90)
Ending Ledger Balance *	<u>\$42,428.80</u>

Balance per Bank Statement:	\$50,461.71
Ending Balance Other GL Accounts:	\$0.00
Add: Deposits in Transit:	<u>\$0.00</u>
Sub Total:	\$50,461.71
Less Outstanding Checks	\$8,032.91
Actual Cash Balance *	<u>\$42,428.80</u>

* These three numbers must agree.

The above information is a true statement of the financial condition of the various activity accounts of this school.


Principal
12-10-18
Date


Central Fund Treasurer
12-10-18
Date

CAMPBELLVILLE HIGH SCHOOL
School Activity Fund
Financial Report


MONTH ENDING NOVEMBER

From Date:	11/1/2018
To Date:	11/30/2018

<u>Acct</u>	<u>Activity Account</u>	<u>Beg. Bal.</u>	<u>Recpt/JV</u>	<u>Disb/JV</u>	<u>Transfer In</u>	<u>Transfer Out</u>	<u>End. Bal.</u>
722	CLASS OF 2022	(\$49.63)	\$133.00	\$ 0.00	\$0.00	\$0.00	\$83.37
	Group Total:	(\$49.63)	\$133.00	\$ 0.00	\$0.00	\$0.00	\$83.37
800	ANN FRAME	\$172.00	\$0.00	\$ 0.00	\$0.00	\$0.00	\$172.00
	Group Total:	\$172.00	\$0.00	\$ 0.00	\$0.00	\$0.00	\$172.00
<hr/>							
	Grand Total:	\$39,409.52	\$30,868.93	\$(27,849.65)	\$880.00	\$(880.00)	\$42,428.80

I have reviewed the above ledger report and attached reports for the current month. I find them accurate and complete to the best of my knowledge.

Bookkeeper:  Date: 12/10/18

Principal:  Date: 12/10/18