



FLOYD COUNTY BOARD OF EDUCATION
Danny Adkins, Superintendent
106 North Front Avenue
Prestonsburg, Kentucky 41653
Telephone (606) 886-2354 Fax (606) 886-4550
www.floyd.kyschools.us

Sherry Robinson- Chair - District 5
Dr. Chandra Varis, Vice-Chair - District 2
Linda C. Gearheart, Member - District 1
William Newsome, Jr., Member - District 3
Rhonda Meade, Member - District 4

Student Support: Receive Utility Report for Allen Elementary.

Applicable Statute(s), etc.: N/A

Fiscal Budgetary Impact:

2016/2017 SY (July 16-June 17) \$102,023.11

2017/2018 SY (July 17-June 18) \$109,539.38

History / Background:

November 2018

Board received utility report for Betsy Layne Elementary.

Staff Recommendation: To accept report as presented.

Contact Person:

Gregory Adams

Director of Facilities

(606) 874-9569


Director


Superintendent

DATE: December 17, 2018

Utility Report

December 17, 2018



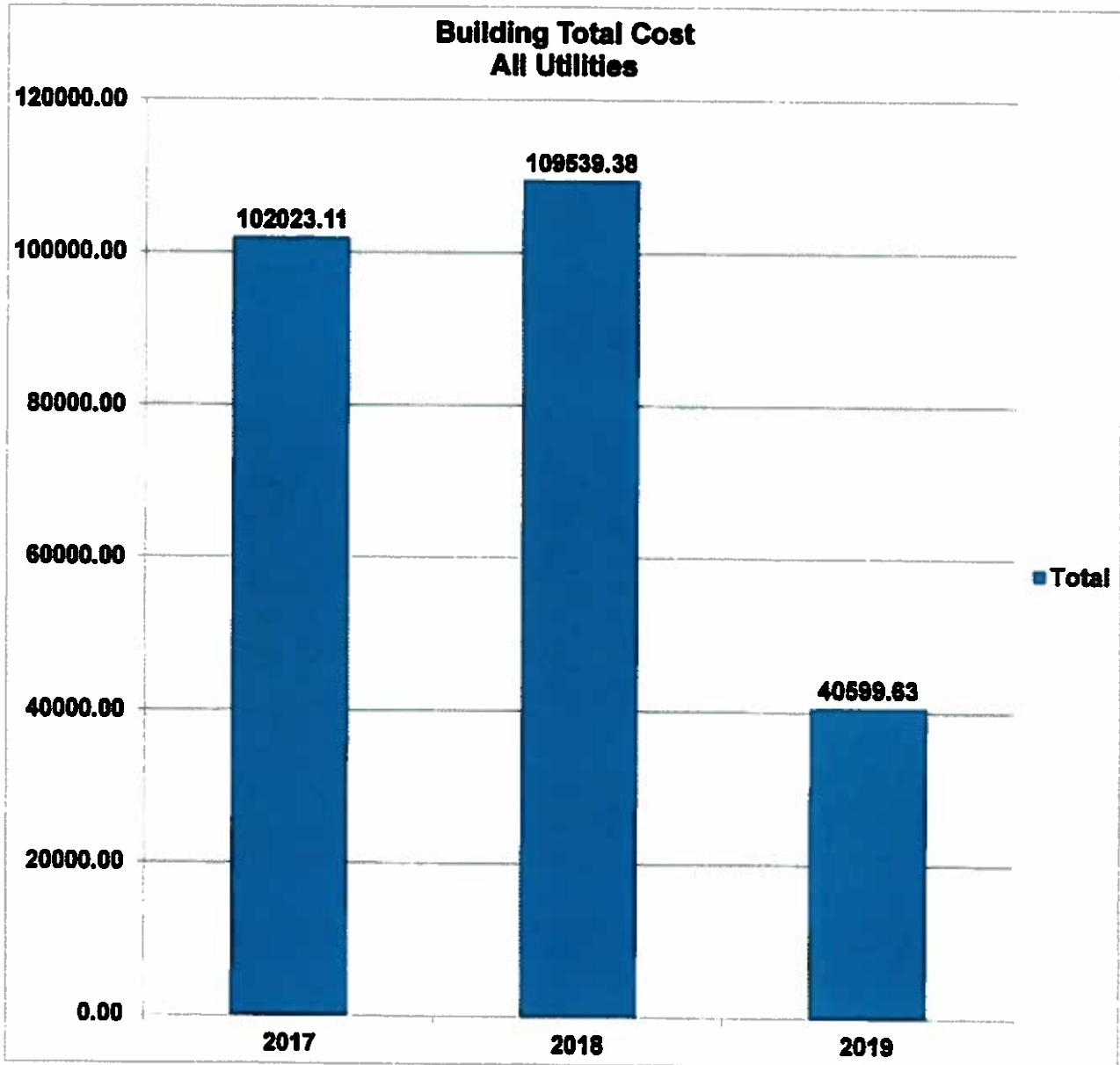
Allen Elementary

2016-2017 / 2017-2018

School Years

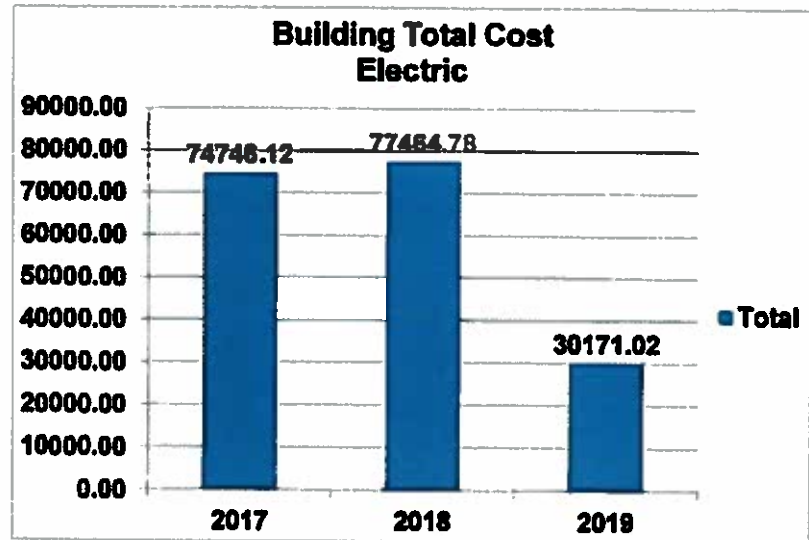


Cost	
Year	Total
2017	102023.11
2018	109539.38
2019	40599.63
Grand Total	252162.12

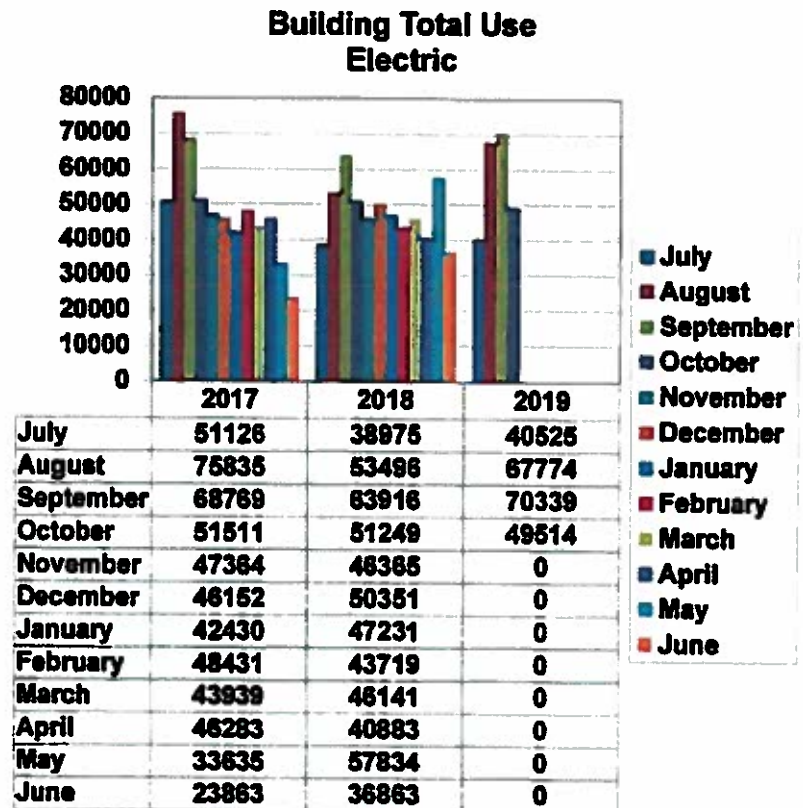


All Utilities Cost Increased by \$7,516.27

Cost	
Year	Total
2017	74746.12
2018	77464.78
2019	30171.02
Grand Total	182381.92

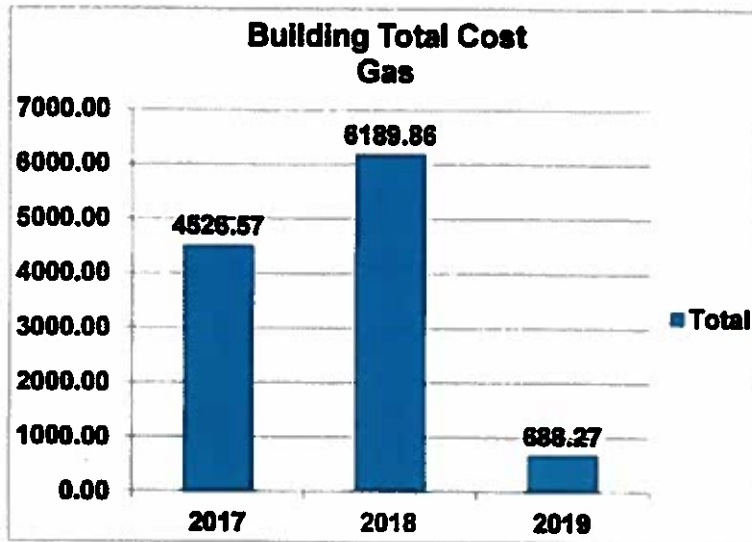


Use	
Year	Grand Total
2017	579338.00
2018	577023.00
2019	228152.00
Grand Total	1384513.00

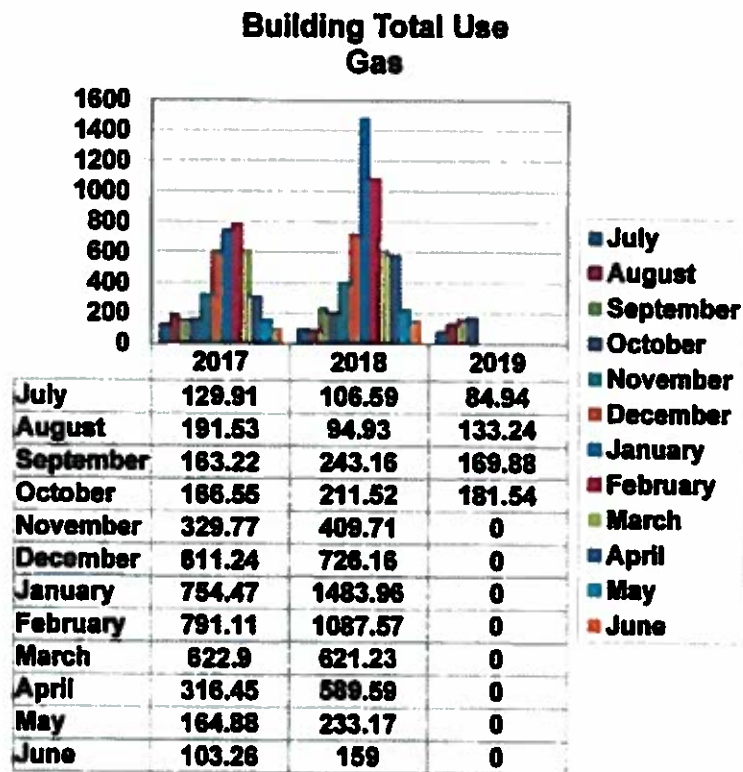


Total Electric Cost Increased by \$2,718.66
 Total Electric Use Decreased by 2,315 KWH
 Cost Per KWH in 2017 - \$.1290
 Cost Per KWH in 2018 - \$.1342

Cost	
Year	Total
2017	4526.57
2018	6189.86
2019	688.27
Grand Total	11404.70

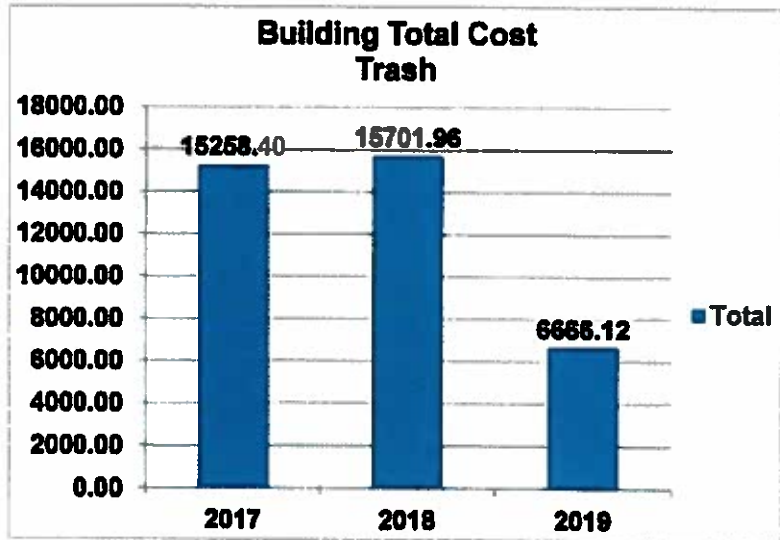


Use	
Year	Grand Total
2017	4345.29
2018	5966.59
2019	569.80
Grand Total	10881.48

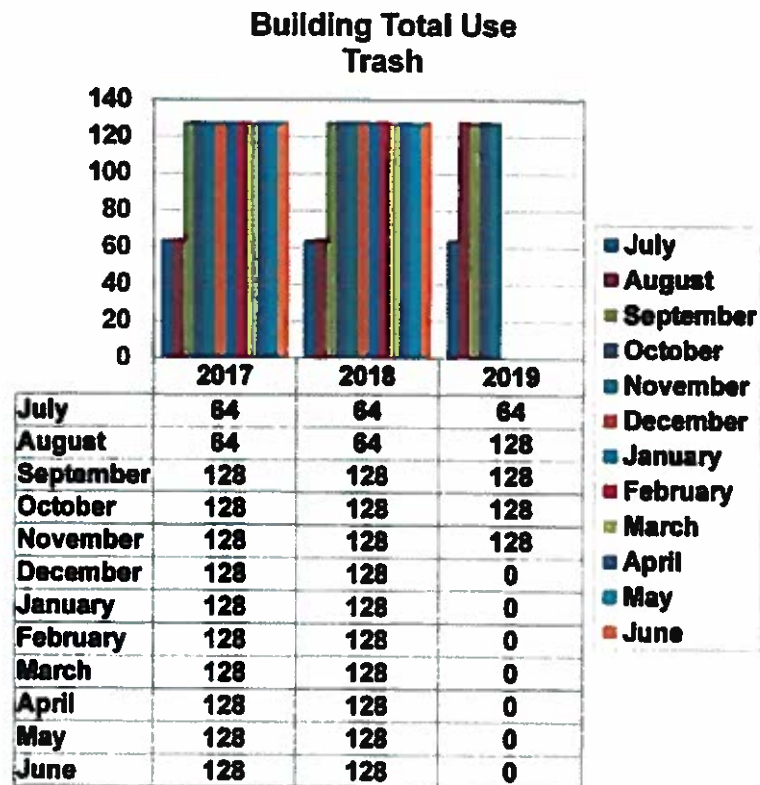


Total Gas Cost Increased by \$1,663.29
 Total Gas Use Increased by 1,621.3 CCF
 Cost Per CCF in 2017 - \$1.04
 Cost Per CCF in 2018 - \$1.37

Cost	
Year	Total
2017	15258.40
2018	15701.96
2019	6666.12
Grand Total	37626.48

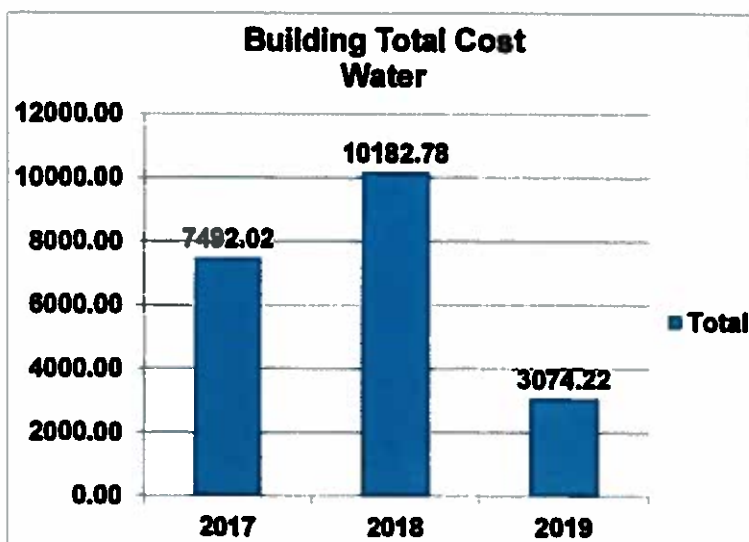


Use	
Year	Grand Total
2017	1408.00
2018	1408.00
2019	576.00
Grand Total	3392.00

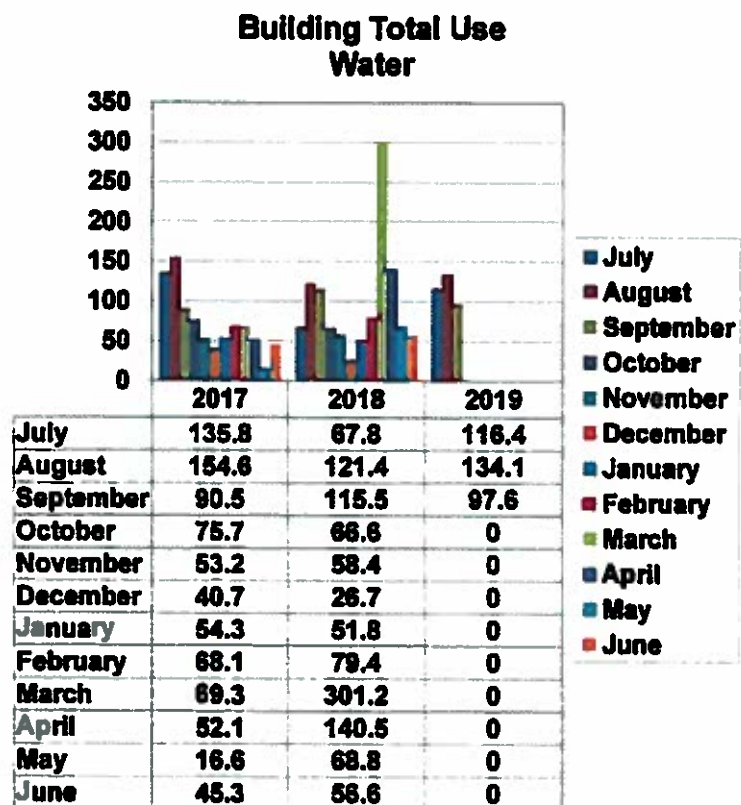


Total Trash Cost Increased by \$443.56
 Total Trash Use Stayed the Same
 Trash Cost Per Cubic Yards in 2017 - \$10.84
 Trash Cost Per Cubic Yards in 2018 - \$11.15

Cost	
Year	Total
2017	7492.02
2018	10182.78
2019	3074.22
Grand Total	20749.02



Use	
Year	Grand Total
2017	856.20
2018	1154.70
2019	348.10
Grand Total	2359.00



Total Water Cost Increased by \$2,690.76
 Total Water Use Increased by 298.5 KGAL
 Water Cost Per KGAL in 2017 - \$8.75
 Water Cost Per KGAL in 2018 - \$8.82

Month	Year Data					
	2018		2017		2016	
	HDD	CDD	HDD	CDD	HDD	CDD
Jan	1044	0	712	0	976	0
Feb	538	8	496	3	736	0
Mar	711	1	549	3	348	15
Apr	405	16	146	63	244	43
May	5	229	112	88	150	72
Jun	0	252	8	178	3	240
Jul	0	329	0	297	0	342
Aug	1	291	4	204	0	371
Sep	15	227	52	95	15	219
Oct	306	98	210	59	130	57
Nov	695	0	528	4	441	16
Dec	12	0	886	0	784	0
Grand Total	3732	1451	3703	994	3827	1375

Heating degree day (HDD) is measurement designed to reflect the demand for energy needed to heat a home or Business. It is derived from measurements of outside air Temperature. The heating requirements for a given structure at a specific location are considered to directly proportional to the number of HDD at that location. A similar measurement, cooling degree day (CDD), reflects the amount of energy used to cool a home Or business.

