



FLOYD COUNTY BOARD OF EDUCATION
Danny Adkins, Superintendent
106 North Front Avenue
Prestonsburg, Kentucky 41653
Telephone (606) 886-2354 Fax (606) 886-8862
www.floyd.kyschools.us

Sherry Robinson- Chair - District 5
Dr. Chandra Varin, Vice-Chair - District 2
Linda C. Gearheart, Member - District 1
William Newsome, Jr., Member - District 3
Rhonda Mende, Member - District 4

Student Support: Receive Utility Report for Floyd Central High.

Applicable Statue(s), etc.: N/A

Fiscal Budgetary Impact:

2017/2018 SY (July 17-June 18) \$165,887.82

This is the first full year of data which will be used as our Base Year for future reporting.


History / Background

September 2018

Board received utility report for Adams Middle School.

Staff Recommendation: To accept report as presented.

Contact Person:
Gregory Adams
Director of Facilities
(606) 874-9569


Director


Superintendent

DATE: October 22, 2018

Utility Report

October 22, 2018



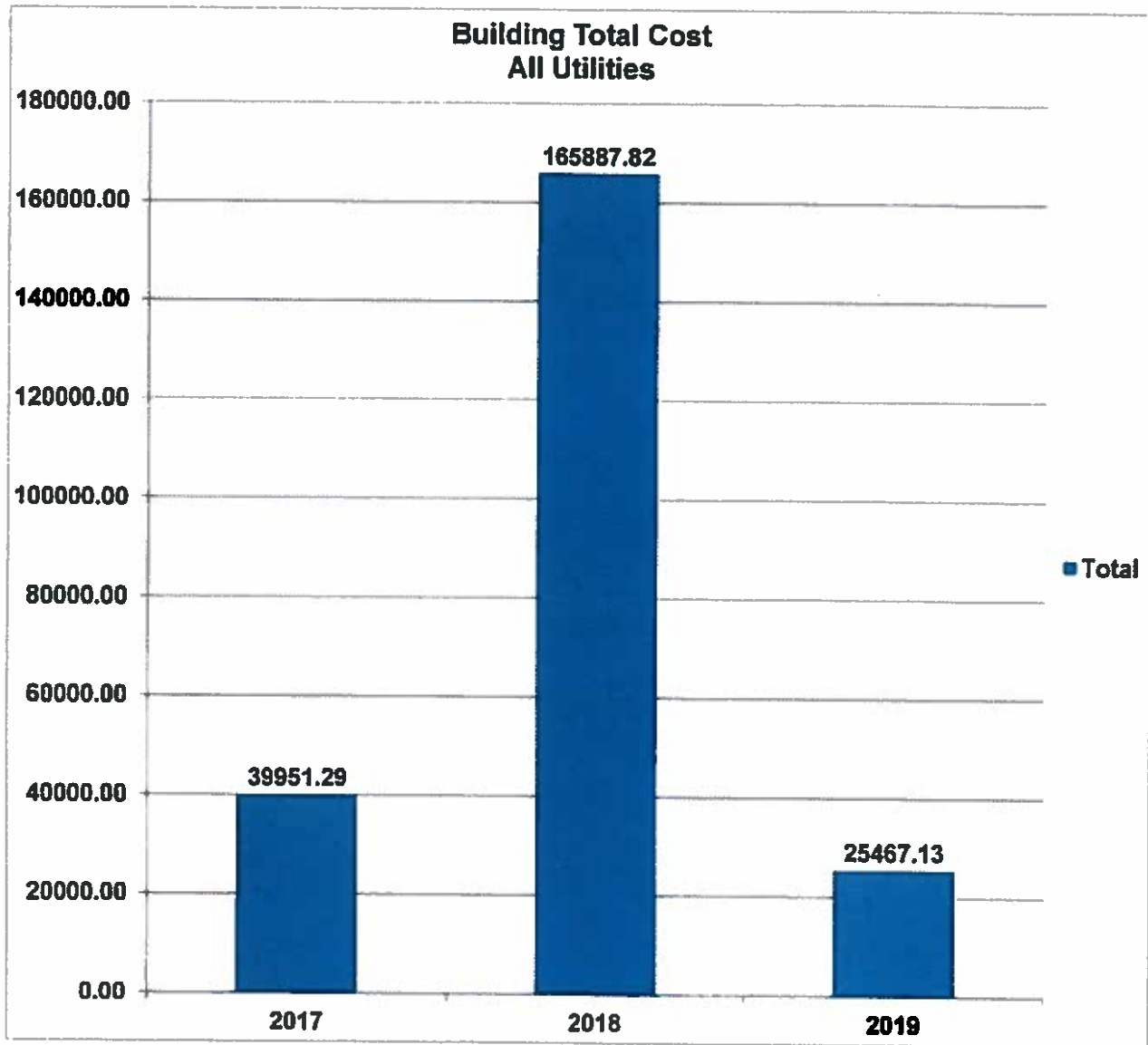
Floyd Central High School

2017/2018

School Years

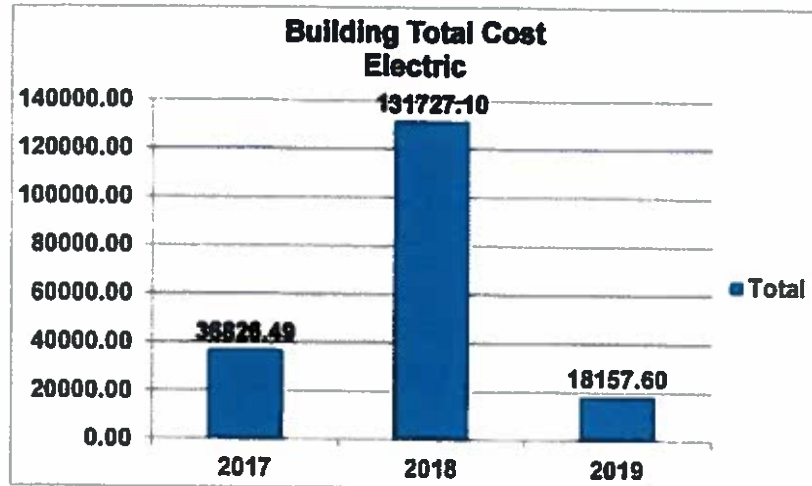


Cost Year	Total
2017	39951.29
2018	165887.82
2019	25467.13
Grand Total	231306.24

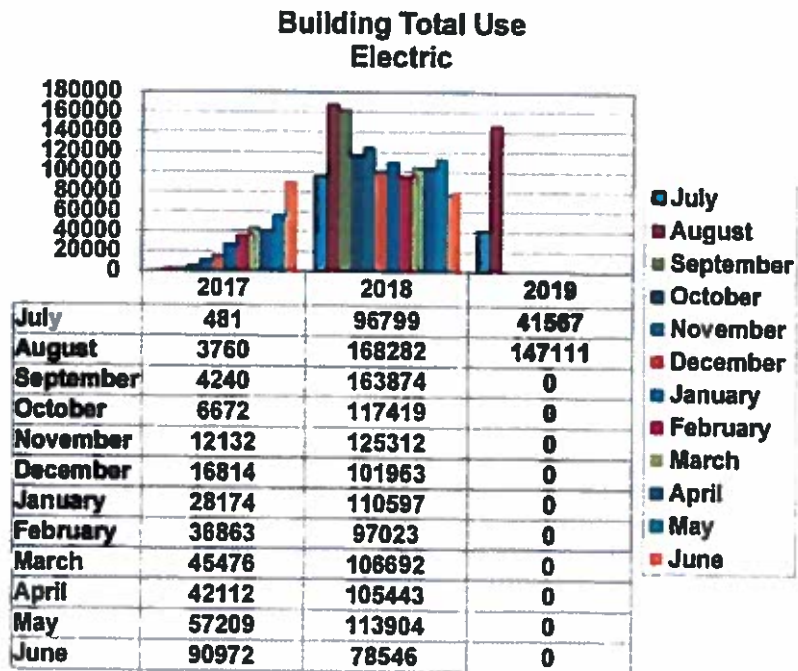


2018 is the first year to have a full account of the bills.

Cost Year	Total
2017	36826.49
2018	131727.10
2019	18157.60
Grand Total	186711.19

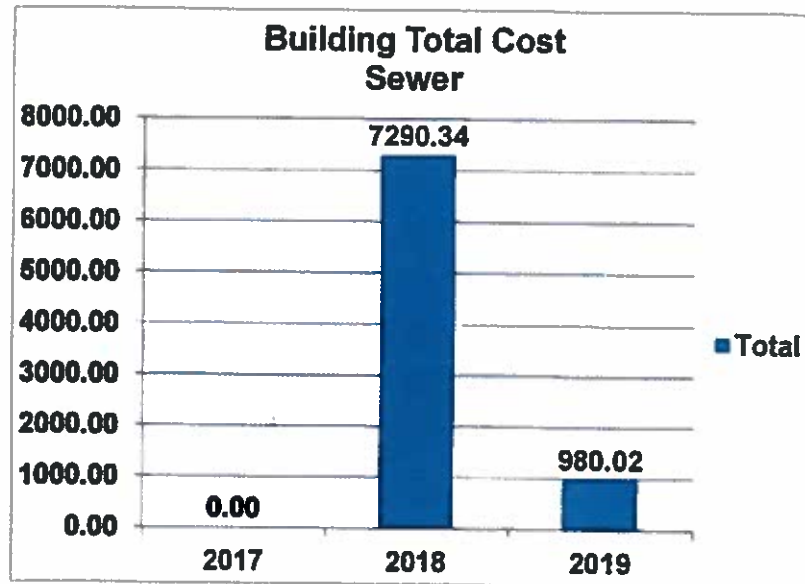


Use Year	Grand Total
2017	344905.00
2018	1385854.00
2019	188678.00
Grand Total	1919437.00

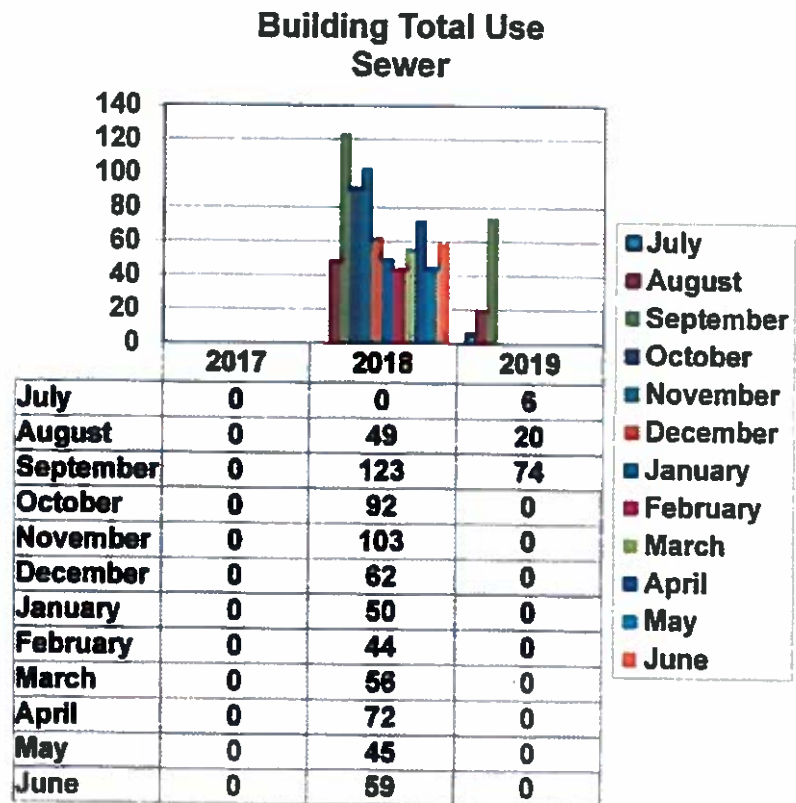


Do not have anything to compare as 2018 was the first full year.
Cost Per KWH in 2018 - \$.0950

Cost	
Year	Total
2017	0.00
2018	7290.34
2019	980.02
Grand Total	8270.36

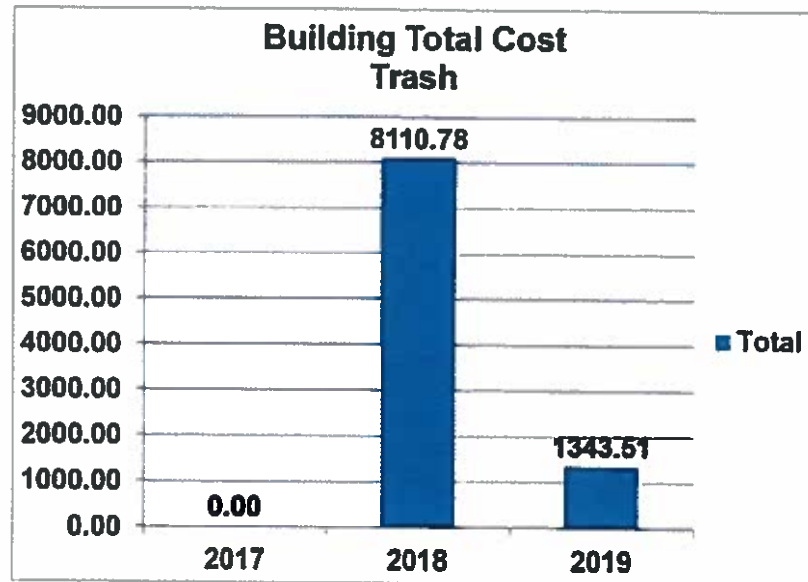


Use	
Year	Grand Total
2017	0.00
2018	755.00
2019	100.00
Grand Total	855.00

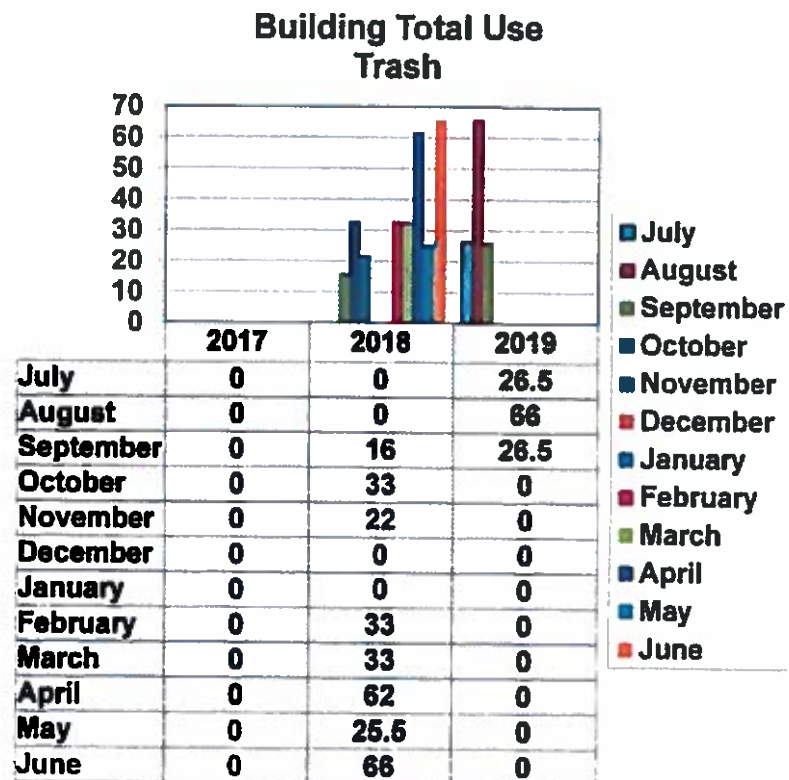


Do not have anything to compare as 2018 was the first full year.
Cost Per KGAL in 2018 - \$9.66

Cost	
Year	Total
2017	0.00
2018	8110.78
2019	1343.51
Grand Total	9454.29

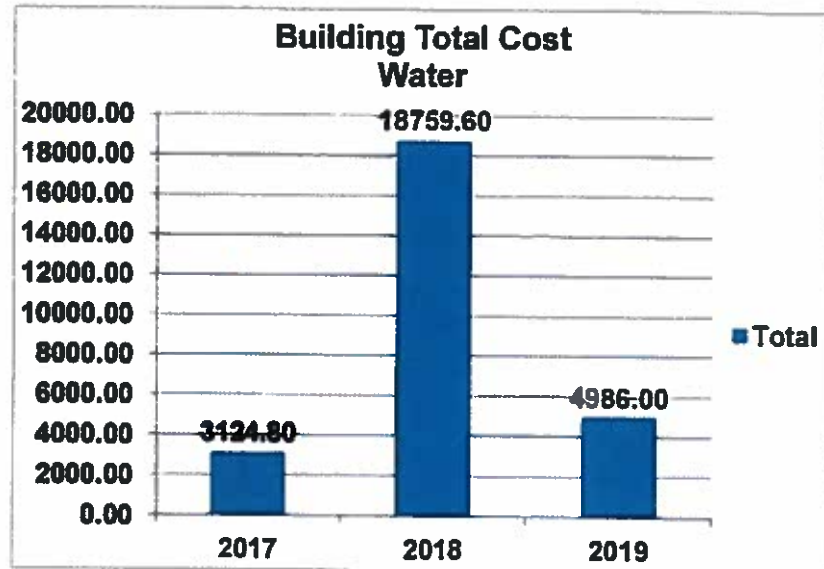


Use	
Year	Grand Total
2017	0.00
2018	290.50
2019	119.00
Grand Total	409.50

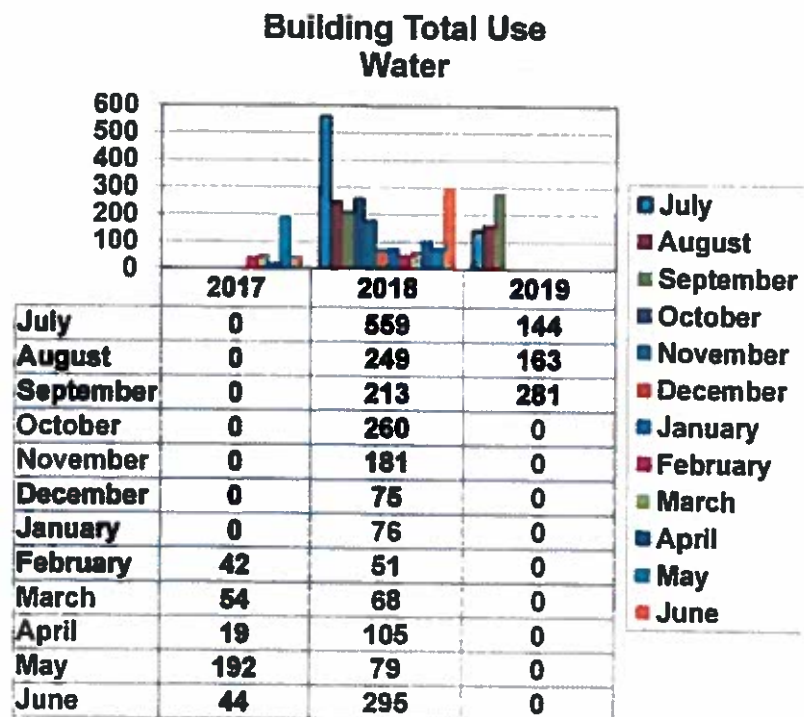


Do not have anything to compare as 2018 was the first full year.
 Cost Per Cubic Yard in 2018 - \$27.92

Cost	
Year	Total
2017	3124.80
2018	18759.60
2019	4986.00
Grand Total	26870.40



Use	
Year	Grand Total
2017	351.00
2018	2211.00
2019	588.00
Grand Total	3150.00



Do not have anything to compare as 2018 was the first full year.
Cost Per KGAL in 2018 - \$8.48

Month	Year Data					
	2018		2017		2016	
	HDD	CDD	HDD	CDD	HDD	CDD
Jan	998	0	712	0	996	0
Feb	538	8	496	3	758	0
Mar	695	1	549	3	358	9
Apr	405	16	146	63	252	31
May	5	229	114	88	161	69
Jun	0	252	8	178	3	240
Jul	0	329	0	297	0	342
Aug	1	302	4	199	0	371
Sep	15	227	52	95	15	219
Oct	0	71	210	59	130	57
Nov	0	0	515	5	441	16
Dec	0	0	886	0	784	0
Grand Total	2657	1435	3692	990	3898	1354

Heating degree day (HDD) is measurement designed to reflect the demand for energy needed to heat a home or Business. It is derived from measurements of outside air Temperature. The heating requirements for a given structure at a specific location are considered to directly proportional to the number of HDD at that location. A similar measurement, cooling degree day (CDD), reflects the amount of energy used to cool a home Or business.

