


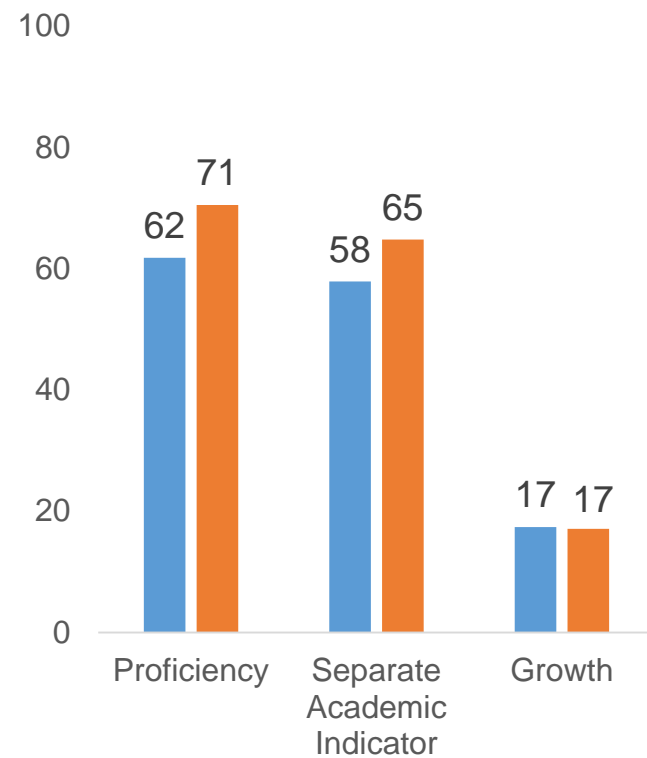
2017-18 State Accountability Results and Accelerated Improvement Schools



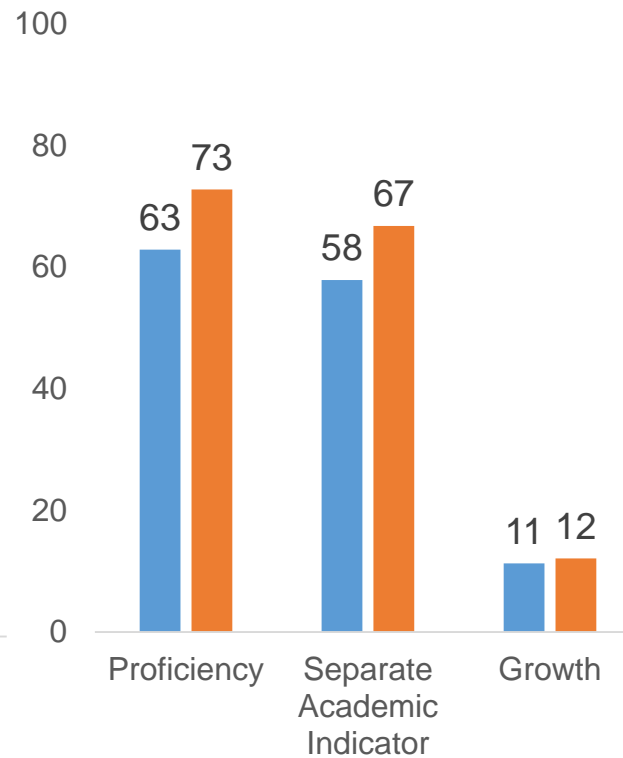
*Jefferson County Board of Education Meeting
October 16, 2018*

2017-18 Accountability Results

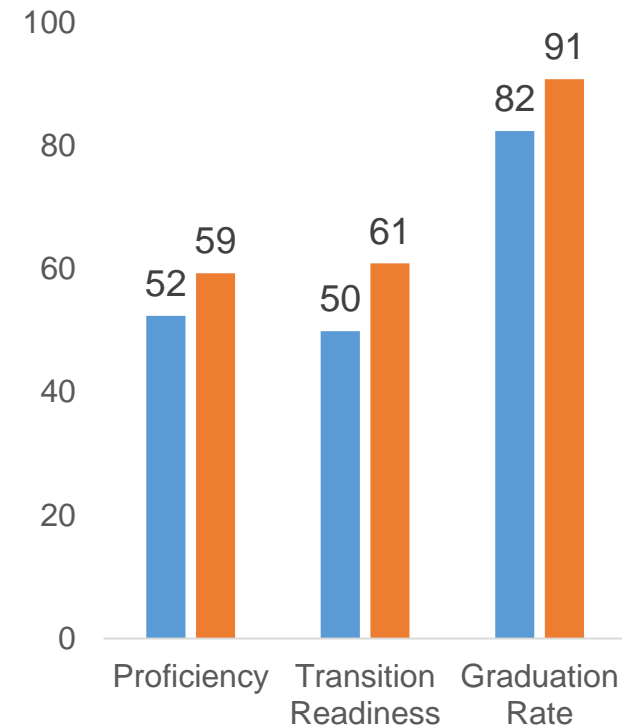
Elementary



Middle



High




■ JCPS ■ KY




Positive Trends

- All three levels reduced the percentage of Novices in Reading; 101 schools showed reductions
- Middle school proficiency rates in Reading and Social Studies at all-time high (since 2012)
- Elementary growth scores above the state average
- Graduation rate increased to 81.6%
- JCPS had 75% of priority schools in the state, now we have 40% of CSI schools
- JCPS had 19% of focus schools in the state, now we have 15% of TSI schools



Areas for Growth

- Need to improve proficiency rates for all students in all areas
- The achievement gap has widened between student groups; need to focus on closing the gap
- Need to increase the percentage of students who are transition ready




CSI, TSI, and Accelerated Improvement (Level 1-3) Schools



Comprehensive Support & Improvement (CSI) Entrance Criteria

- CSI I - Bottom 5% of by level (elementary, middle, high)
- CSI II – Less than 80% 4 year graduation rate
- CSI III - TSI Tier II schools for at least 3 years and haven't exited (identified annually beginning in 2020-2021)




CSI Schools

JCPS had 75% of priority schools, now have 40% of CSI schools


Level	Total Number of CSI Schools	Number of JCPS CSI Schools
Elementary	33	10
Middle	12	6
High	6*	5

*One high school considered CSI II due to graduation rate only



Next Steps for CSI Schools

- Declare KDE to serve as audit and turnaround team for schools
- AdvancED Accreditation will serve as district diagnostic review
- Schedule school audits to begin (December-February)




Targeted Support & Improvement (TSI) Entrance Criteria

TSI Tier II – Low Performing Student Group(s)

- One or more student group is performing as poorly as *all students* in bottom **5%** by level


TSI Tier I – Consistently Underperforming Student Group(s)

- One or more student group performing as poorly as all students in lowest **10%** of schools by level for **2 years** (identified annually beginning in 2019-2020)



JCPS TSI Schools

Level	Elementary	Middle	High	Total
Total	38	14	12	64
White	6		1	
African American	19	10		
Hispanic			1	
Asian		1	2	
English Learners plus monitored	3	6	3	
Free/Reduced-Price Meals	3	7		
Disability – with Individual Education Plan (IEP) Total	17	14	11	



Accelerated Improvement Schools


Level 2 and 3 schools will receive additional supports and oversight, including financial incentives for teachers; will remain for at least 2 years regardless of exiting CSI

- Level 3 Schools – 21 CSI schools
- Level 2 Schools – 15 schools chosen based on proficiency scores

Level 1 schools will need to develop a plan based on the outcomes of a specific student groups; they will not receive any additional financial incentives

- Level 1 Schools – 61 total schools; TSI schools and schools based on proficiency scores

A committee comprised of JCPS, KDE, and JCTA representatives worked together to identify level 2 and 3 schools



Level 3 AI Schools (CSI) – 21 Schools

Elementary (10)

Cochran
Foster
Johnsontown Road
Maupin
Mcferran
Price
Semple
Shelby
Slaughter
Wellington


Middle (6)

Olmsted North
Olmsted South
Knight
Marion C. Moore
Stuart
Thomas Jefferson

High (5)

Iroquois
Academy@Shawnee
Valley
Waggener
Western

Selection Criteria: All schools identified as CSI by state guidelines



Level 2 AI Schools – 15 Schools

Elementary (10)

Atkinson*
Byck
Cane Run
Frayser
King*
Mill Creek*
Minors Lane*
Roosevelt-Perry
Wheatley
Young

Middle (2)


Conway*
Frost*

High (3)

Doss*
Seneca*
Southern*

* TSI school

Selection Criteria: High schools – any school that scored below 35 on proficiency indicator; middle schools – any school that scored below 50 on proficiency indicator; elementary schools – any school that scored below 40 on their proficiency indicator



Level 1 AI Schools – 61 Schools

Elementary (41)

- Alex R. Kennedy*
- Auburndale*
- Blake
- Breckinridge-Franklin*
- Camp Taylor*
- Chancey*
- Cochrane*
- Coleridge-Taylor
- Coral Ridge*
- Crums Lane*
- Dunn*
- Eisenhower*
- Engelhard
- Field*
- Gilmore Lane
- Goldsmith*
- Greenwood
- Gutermuth*
- Hazelwood*
- Indian Trail*
- Jacob*
- Jeffersontown*
- Kennedy Montessori*
- Klondike Lane*
- Layne
- Lincoln*
- Luhr*
- Middletown*
- Norton*
- Rangeland*
- Rutherford*
- Sanders*
- Shacklette*
- St. Matthews*
- Trunnell*
- Watson Lane
- Watterson*
- Wheeler*
- Wilkerson*
- Wilt*
- Zachary Taylor*

Middle (12)

- Carrithers*
- Crosby*
- Farnsley*
- Highland*
- Johnson*
- Lassiter*
- Meyzeek*
- Newburg*
- Noe*
- Ramsey*
- Western*
- Westport*

High (8)

- Ballard*
- Butler*
- Central*
- Eastern*
- Fairdale*
- Fern Creek*
- Jeffersontown*
- Pleasure Ridge Park*

* TSI school

Selection Criteria: Every TSI school (not already in level 2) or any elementary school that scored between 40-50 on their proficiency indicator

